

KS SERIES - VERTICAL INSTALLATION

REVISION

0	1/01/21
1	1/27/21
2	2/03/21
3	3/03/21
4	8/10/21
5	11/30/21
6	2/17/22
7	8/8/22
8	10/26/23
9	1/8/24

CI-DS-01-KSV	C & I DISCLAIMER
CI-PP-01-KSV	PANEL PROFILES
CI-PP-02-KSV	PANEL PROFILES
CI-PP-03-KSV	PANEL PROFILES
CI-FP-01-KSV	FASTENING PATTERNS
CI-FP-02-KSV	FASTENING PATTERNS
CI-FP-03-KSV	FASTENING PATTERNS
CI-PJ-01-KSV	EXPANDED PANEL JOINT
CI-PJ-02-KSV	ENGAGED PANEL JOINT
CI-PJ-03-KSV	INTERMEDIATE SUPPORT
CI-BS-01-KSV	FLUSH BASE
CI-BS-02-KSV	FLUSH BASE 2
CI-BS-03-KSV	BASE AT NOTCHED CONCRETE
CI-BS-04-KSV	OVERHANG WITH BASE SUPPORT
CI-BS-05-KSV	OVERHANG WITH BASE ANGLE
CI-BS-06-KSV	OVERHANG W/ BASE "J" EXTRUSION
CI-BS-07-KSV	BASE DETAIL MARRIAGE BEAD ISOMETRIC
CI-OC-01-KSV	OUTSIDE CORNER WITH PROFILED TRIM
CI-OC-02-KSV	OUTSIDE CORNER WITH FLAT TRIM
CI-OC-03-KSV	OUTSIDE CORNER WITH EXTRUSION
CI-IC-01-KSV	INSIDE CORNER WITH PROFILED TRIM
CI-IC-02-KSV	INSIDE CORNER WITH FLAT TRIM
CI-IC-03-KSV	INSIDE CORNER WITH EXTRUSION
CI-IC-04-KSV	TRIM LAP AT I.C. BASE EXPANDED
CI-IC-05-KSV	TRIM LAP AT I.C. BASE ENGAGED
CI-IC-06-KSV	INSIDE CORNER TRIM LAP EXPANDED
CI-IC-07-KSV	INSIDE CORNER TRIM LAP ENGAGED
CI-EN-01-KSV	ENDWALL TERMINATION
CI-EN-02-KSV	ENDWALL TERMINATION WITH EXTRUSION

INDEX SHEET 1

DETAIL #: XX-XX-XX-KSV

RELEASE: 2024

REGION: NORTH AMERICA

www.kingspanpanels.com



KS SERIES - VERTICAL INSTALLATION

CI-FO-01-KSV	F.O. TWO PIECE HEAD
CI-FO-02-KSV	F.O. HEAD WITH DRIP EDGE
CI-FO-03-KSV	F.O. TWO PIECE JAMB
CI-FO-04-KSV	F.O. ONE PIECE JAMB
CI-FO-05-KSV	F.O. ONE PIECE SILL
CI-FO-06-KSV	F.O. INTERIOR PARTITION
CI-FO-07-KSV	O.H. DOOR TWO PIECE HEAD
CI-FO-08-KSV	O.H. DOOR HEAD WITH DRIP EDGE
CI-FO-09-KSV	O.H. DOOR TWO PIECE JAMB
CI-FO-10-KSV	HEADER WITH EXTRUSION
CI-FO-11-KSV	JAMB WITH EXTRUSION
CI-FO-12-KSV	SILL WITH EXTRUSION
CI-FO-13-KSV	O.H. DOOR WITH EXTRUSION
CI-FO-14-KSV	O.H. DOOR JAMB WITH EXTRUSION
CI-SJ-01-KSV	STACK JOINT
CI-SJ-02-KSV	STACK JOINT WITH EXTRUSION
CI-PR-01-KSV	PARAPET WITH FLUSH TRIM
CI-PR-02-KSV	PARAPET WITH PROFILED TRIM
CI-PR-03-KSV	PARAPET WITH EXTRUSION
CI-WR-01-KSV	WALL TO ROOF
CI-WR-02-KSV	CONTINUOUS WALL TO ROOF / CANOPY
CI-SO-01-KSV	WALL ABOVE TO HORIZONTAL SOFFIT
CI-SO-02-KSV	WALL BELOW TO HORIZONTAL SOFFIT
CI-SO-03-KSV	WALL ABOVE TO VERTICAL SOFFIT
CI-SO-04-KSV	WALL BELOW TO VERTICAL SOFFIT
CI-PE-01-KSV	PIPE PENETRATION
CI-PE-02-KSV	PIPE PENETRATION ISOMETRIC
CI-PE-03-KSV	KNIFE PENETRATION
CI-PE-04-KSV	KNIFE PENETRATION ISOMETRIC
CI-PE-05-KSV	BEAM PENETRATION
CI-PE-06-KSV	BEAM PENETRATION ISOMETRIC

REVISION	
0	1/01/21
1	1/27/21
2	2/03/21
3	3/03/21
4	8/10/21
5	11/30/21
6	2/17/22
7	8/8/22
8	10/26/23
9	1/8/24

INDEX SHEET 2

DETAIL #: XX-XX-XX-KSV

RELEASE: 2024

REGION: NORTH AMERICA

www.kingspanpanels.com



KS SERIES - VERTICAL INSTALLATION

CI-TL-01-KSV	TRIM END LAP
CI-TL-02-KSV	TRIM END LAP WITH HEM
CI-TL-03-KSV	TRIM END LAP WITH LAP STRIP
CI-TL-04-KSV	TRIM LAP W/ FLEXWRAP AT F.O.
CI-TL-05-KSV	TRIM LAP AT F.O. INSTALLATION
CI-TL-06-KSV	EXTRUSION W/ FLEXWRAP AT F.O.
CI-TL-07-KSV	EXTRUSION W/ FLEXWRAP AT F.O.
CI-TL-08-KSV	EXTRUSION W/ FLEXWRAP AT F.O.
CI-TL-09-KSV	TRIM LAP W/ FLEXWRAP AT REMOVABLE F.O.
CI-TL-10-KSV	EXTRUSION W/ FLEXWRAP AT REMOV. F.O.
CI-TL-11-KSV	2" EXTRUSIONS
CI-TL-12-KSV	2½" EXTRUSIONS
CI-TL-13-KSV	3" EXTRUSIONS
CI-TL-14-KSV	4" EXTRUSIONS
CI-TL-15-KSV	EXTRUSION LAP STRIPS

REVISION	
0	1/01/21
1	1/27/21
2	2/03/21
3	3/03/21
4	8/10/21
5	11/30/21
6	2/17/22
7	8/8/22
8	10/26/23
9	1/8/24

INDEX SHEET 3

DETAIL #: XX-XX-XX-KSV

RELEASE: 2024

REGION: NORTH AMERICA

www.kingspanpanels.com



KS SERIES - VERTICAL INSTALLATION

DISCLAIMERS:

THESE DETAILS ARE PROVIDED AS A GUIDELINE FOR PROPER PANEL AND ASSOCIATED COMPONENT INSTALLATION, AND ARE BASED ON INDUSTRY ACCEPTED PRACTICES.

LOCATION OF VAPOR BARRIERS AND ASSOCIATED SEALANTS IN THESE DETAILS ARE BASED ON TYPICAL DESIGN PRACTICES FOR MOST U.S. CLIMACTIC ZONES. (THE PRIMARY VAPOR BARRIER IS PLACED ON THE "WARM" SIDE IN WINTER).

CONTACT KINGSPAN TECHNICAL SERVICES FOR SPECIFIC PROJECT FASTENING REQUIREMENTS
EXTRUSION SHAPES / ENGAGEMENT MAY VARY FROM THOSE SHOWN.

PROJECTS LOCATED IN AREAS SUBJECT TO EXTREME COLD AND/OR HIGH SNOW LOADS MAY REQUIRE MODIFICATIONS TO THESE DETAILS - CONTACT KINGSPAN TECHNICAL SERVICES FOR SPECIFIC PROJECT RECOMMENDATIONS.

ALL STRUCTURAL SUPPORTS ARE NOT BY KINGSPAN AND ARE SHOWN FOR CLARIFICATION PURPOSES ONLY.

TO ENSURE YOU ARE VIEWING THE MOST RECENT AND ACCURATE PRODUCT INFORMATION, PLEASE VISIT WWW.KINGSPANPANELS.COM

CARE HAS BEEN TAKEN TO ENSURE THAT THE CONTENTS OF THIS PUBLICATION ARE ACCURATE, BUT KINGSPAN AND ITS SUBSIDIARY COMPANIES DO NOT ACCEPT RESPONSIBILITY FOR ERRORS OR FOR INFORMATION THAT IS FOUND TO BE MISLEADING. SUGGESTIONS FOR, OR DESCRIPTION OF, THE END USE OR APPLICATION OF PRODUCTS OR METHODS OF WORKING ARE FOR INFORMATION ONLY AND KINGSPAN LIMITED AND ITS SUBSIDIARIES ACCEPT NO LIABILITY IN RESPECT THEREOF.

REVISION	
REVISION #	DATE
8	10/26/23

COMMERCIAL/INDUSTRIAL
DISCLAIMER

DETAIL #: CI-DS-01-KSV

RELEASE: 2024

REGION: NORTH AMERICA

www.kingspanpanels.com



KS SERIES - VERTICAL INSTALLATION

CORE DEPTHS:
2", 2.5", 3", 4", 5", 6"

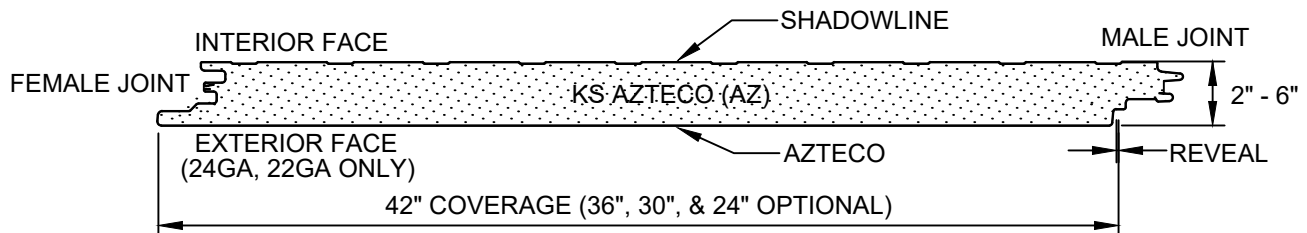
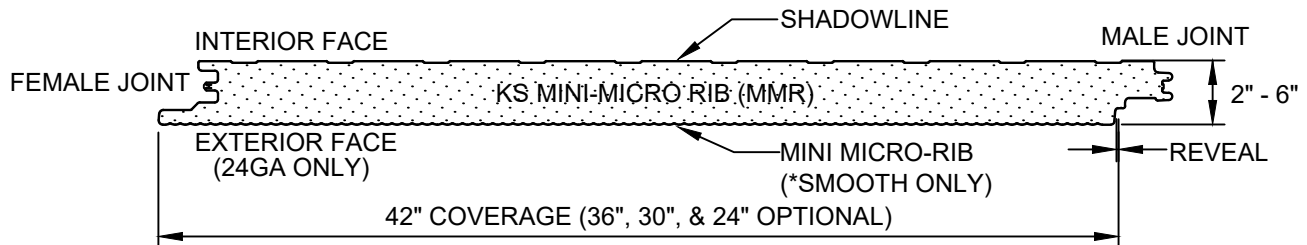
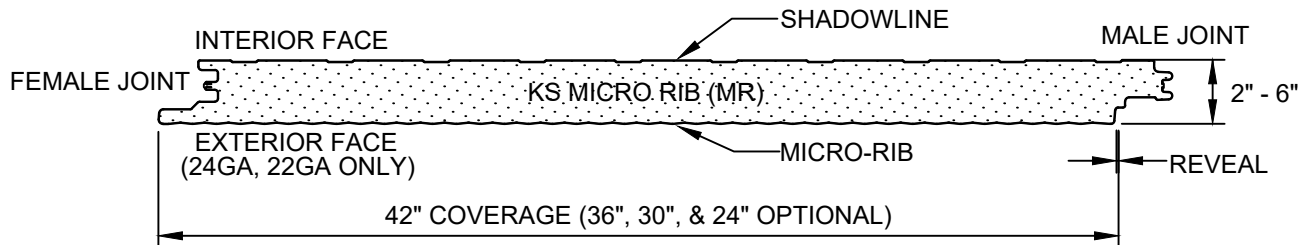
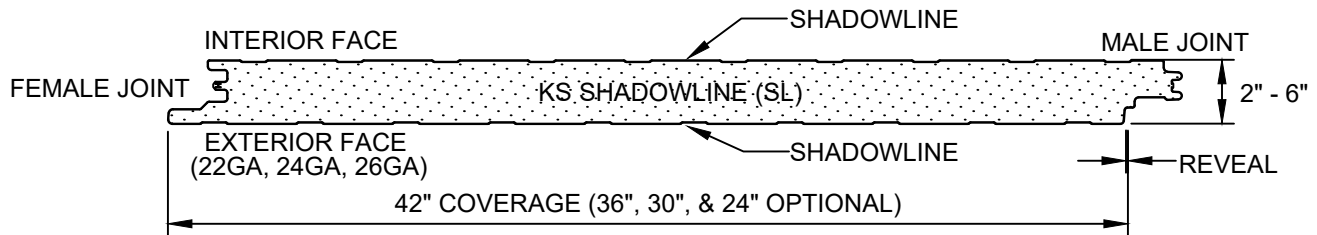
MODULE WIDTH: 24", 30", 36", 42"
(REFER TO PROFILE)

EMBOSSING:
EXTERIOR: STUCCO / NON-EMBOSSED*
INTERIOR: STUCCO / NON-EMBOSSED

STEEL GAUGES:
EXTERIOR: (REFER TO PROFILE)
INTERIOR: 26, 24, 22

PANEL ORIENTATION: VERTICAL

LENGTHS:
MINIMUM: 8'-0"
MAXIMUM: 53'-0"



REVISION	
REVISION #	DATE
8	10/26/23

PANEL PROFILES

DETAIL #: CI-PP-01-KSV

RELEASE: 2024

REGION: NORTH AMERICA

www.kingspanpanels.com



KS SERIES - VERTICAL INSTALLATION

CORE DEPTHS:
2", 2.5", 3", 4", 5", 6"

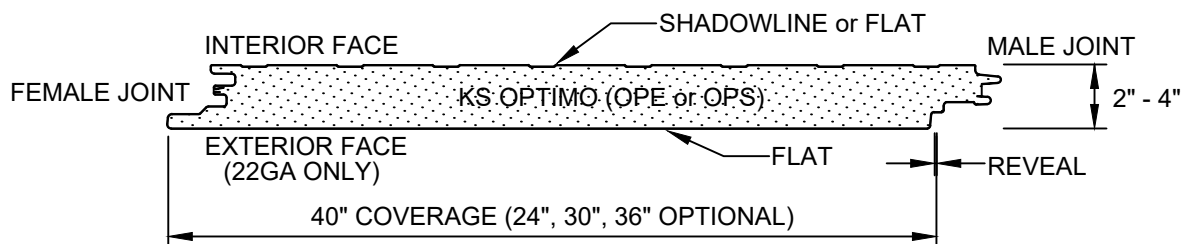
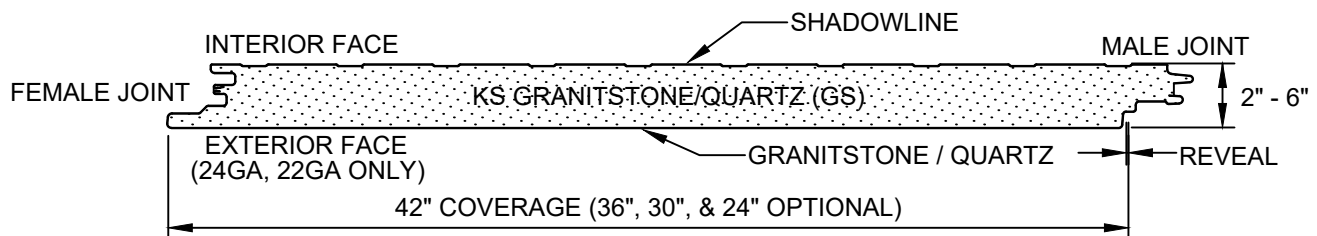
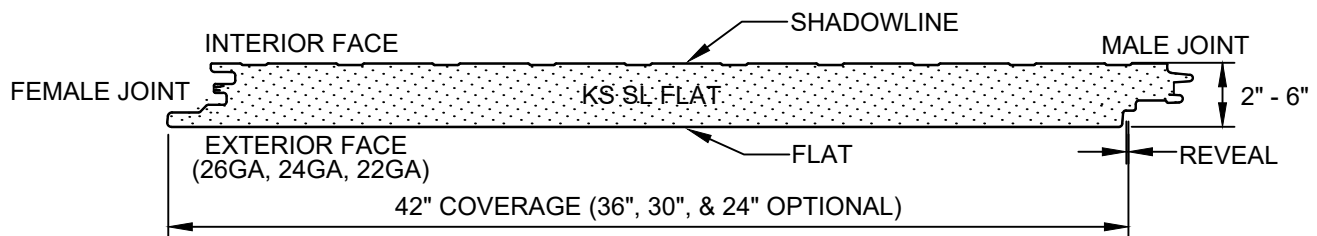
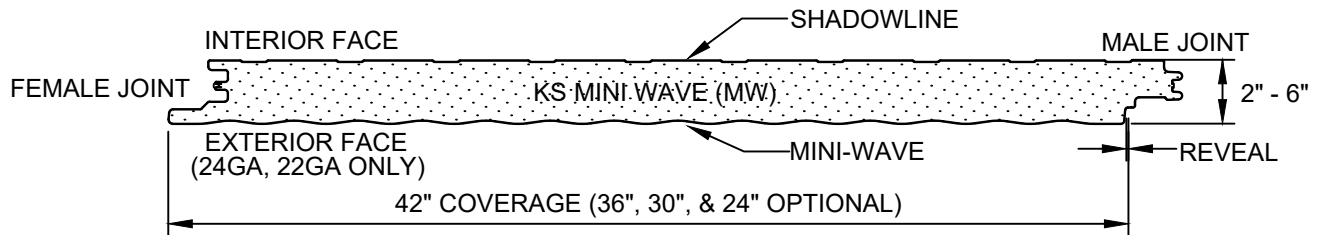
MODULE WIDTH: 24", 30", 36", 42"
(REFER TO PROFILE)

EMBOSSING:
EXTERIOR: STUCCO / NON-EMBOSSED*
INTERIOR: STUCCO / NON-EMBOSSED

STEEL GAUGES:
EXTERIOR: (REFER TO PROFILE)
INTERIOR: 26, 24, 22

PANEL ORIENTATION: VERTICAL

LENGTHS:
MINIMUM: 8'-0"
MAXIMUM: 53'-0"



NOTE:
MAX LENGTH: EMBOSSED: 32'-0" OR SMOOTH: 20'-0"

REVISION	
REVISION #	DATE
8	10/26/23

PANEL PROFILES

DETAIL #: CI-PP-02-KSV

RELEASE: 2024

REGION: NORTH AMERICA

www.kingspanpanels.com



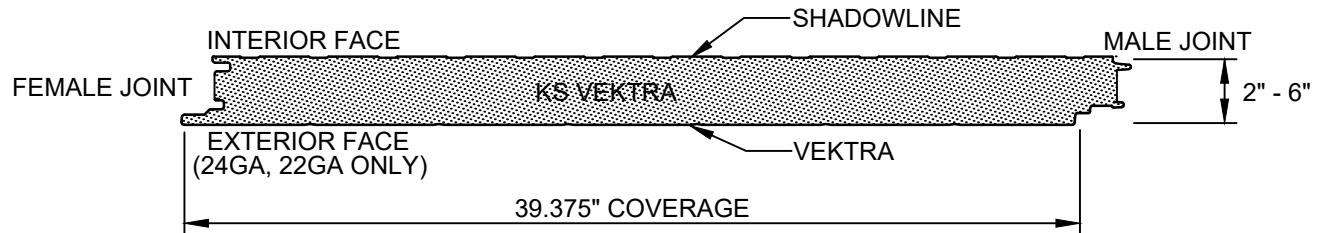
KS SERIES - VERTICAL INSTALLATION

CORE DEPTHS:
2", 2.5", 3", 4", 5", 6"

MODULE WIDTH: 39.375" (39 $\frac{3}{8}$ ")
PANEL ORIENTATION: VERTICAL

STEEL GAUGES:
EXTERIOR: 24, 22
INTERIOR: 26, 24, 22

EMBOSSING:
EXTERIOR: STUCCO / NON-EMBOSSSED
INTERIOR: STUCCO / NON-EMBOSSSED
LENGTHS:
MINIMUM: 8'-0"
MAXIMUM: 53'-0"



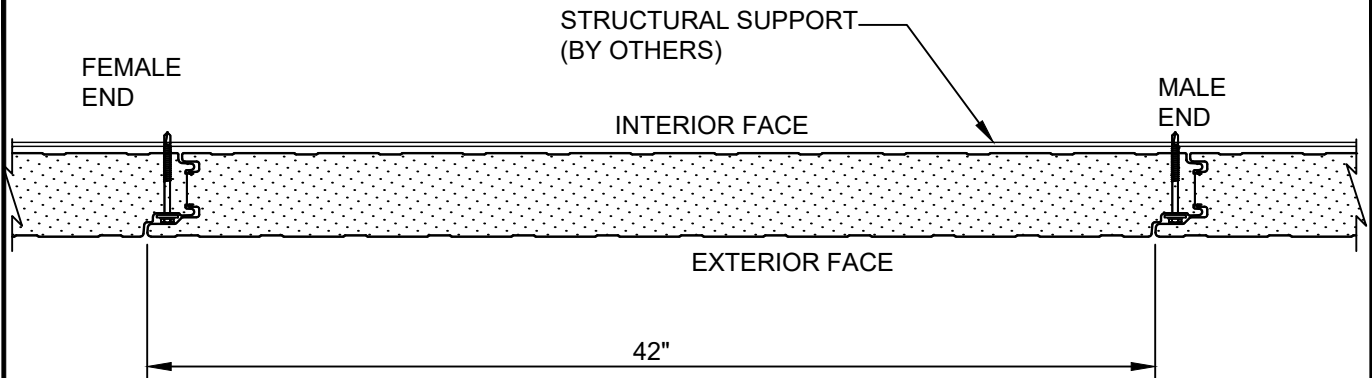
REVISION	
REVISION #	DATE
8	10/26/23

PANEL PROFILES

DETAIL #: CI-PP-03-KSV
RELEASE: 2024
REGION: NORTH AMERICA
www.kingspanpanels.com

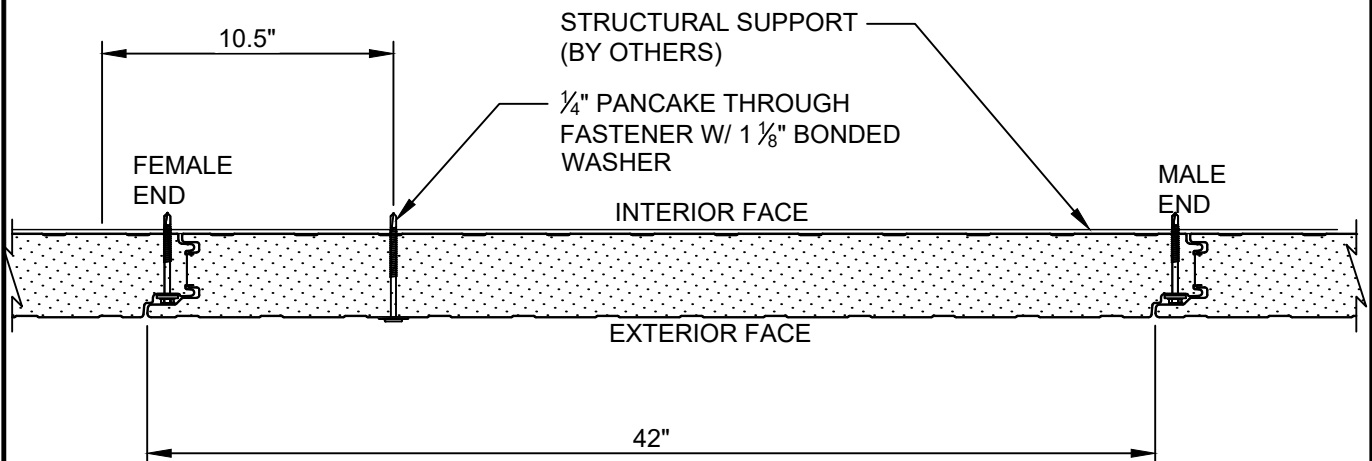


KS SERIES - VERTICAL INSTALLATION



FASTENING PATTERN 1B

STANDARD SIDE JOINT FASTENING WITH 12GA 2-HOLE CLIP AND $\frac{1}{4}$ "-14 HEX HEAD FASTENER WITHOUT WASHER



FASTENING PATTERN 2B

STANDARD SIDE JOINT FASTENING WITH 12GA 2-HOLE CLIP AND $\frac{1}{4}$ "-14 HEX HEAD FASTENER WITHOUT WASHER / ADDITIONAL $\frac{1}{4}$ "-14 "LOW PROFILE" THROUGH FASTENER W/ $1\frac{1}{8}$ " BONDED WASHER 10.5" FROM FEMALE JOINT

REVISION	
REVISION #	DATE
8	10/26/23

FASTENING PATTERNS

DETAIL #: CI-FP-01-KSV

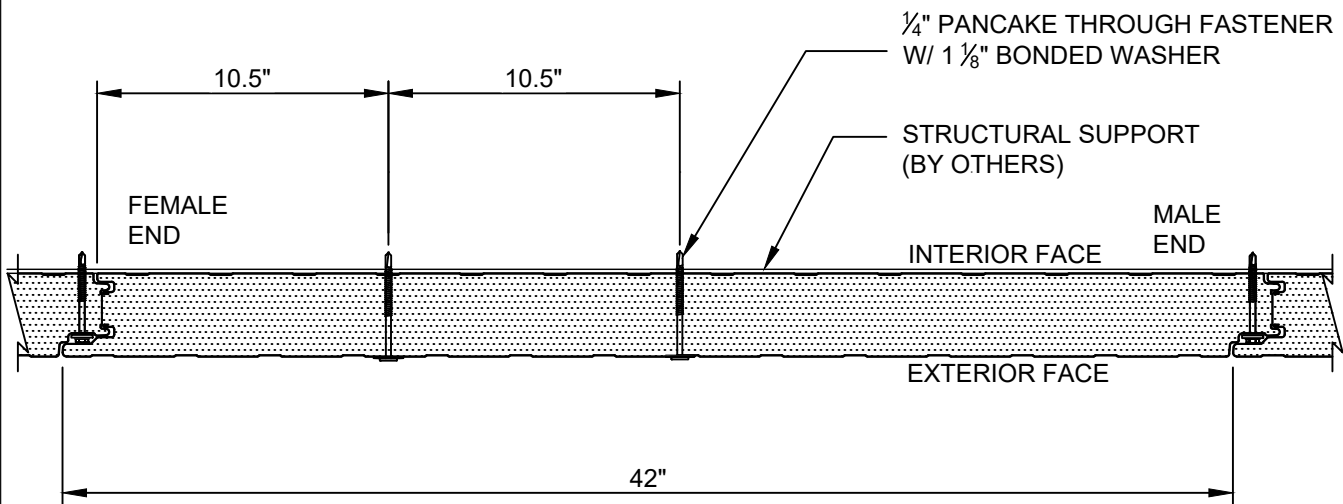
RELEASE: 2024

REGION: NORTH AMERICA

www.kingspanpanels.com

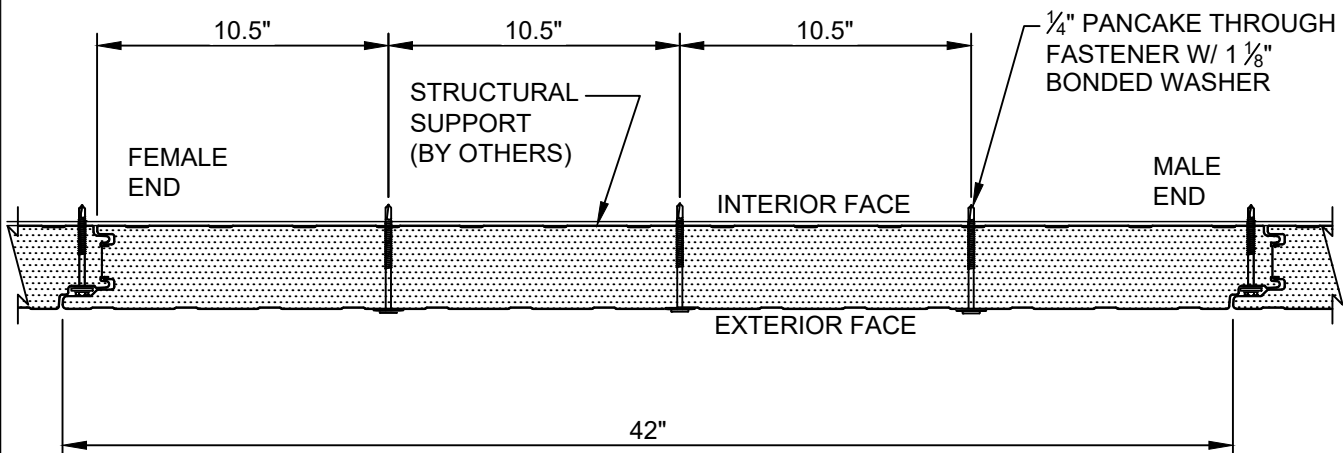


KS SERIES - VERTICAL INSTALLATION



FASTENING PATTERN 3B

STANDARD SIDE JOINT FASTENING WITH 12GA 2-HOLE CLIP AND $\frac{1}{4}$ "-14 HEX HEAD FASTENER WITHOUT WASHER / 2 ADDITIONAL $\frac{1}{4}$ "-14 "LOW PROFILE" THROUGH FASTENER W/ $1\frac{1}{8}$ " BONDED WASHER SPACED @ 10.5" FROM FEMALE JOINT



FASTENING PATTERN 4B

STANDARD SIDE JOINT FASTENING WITH 12GA 2-HOLE CLIP AND $\frac{1}{4}$ "-14 HEX HEAD FASTENER WITHOUT WASHER / 3 ADDITIONAL $\frac{1}{4}$ "-14 "LOW PROFILE" THROUGH FASTENER W/ $1\frac{1}{8}$ " BONDED WASHER SPACED @ 10.5" FROM FEMALE JOINT

REVISION	
REVISION #	DATE
8	10/26/23

FASTENING PATTERNS

DETAIL #: CI-FP-02-KSV

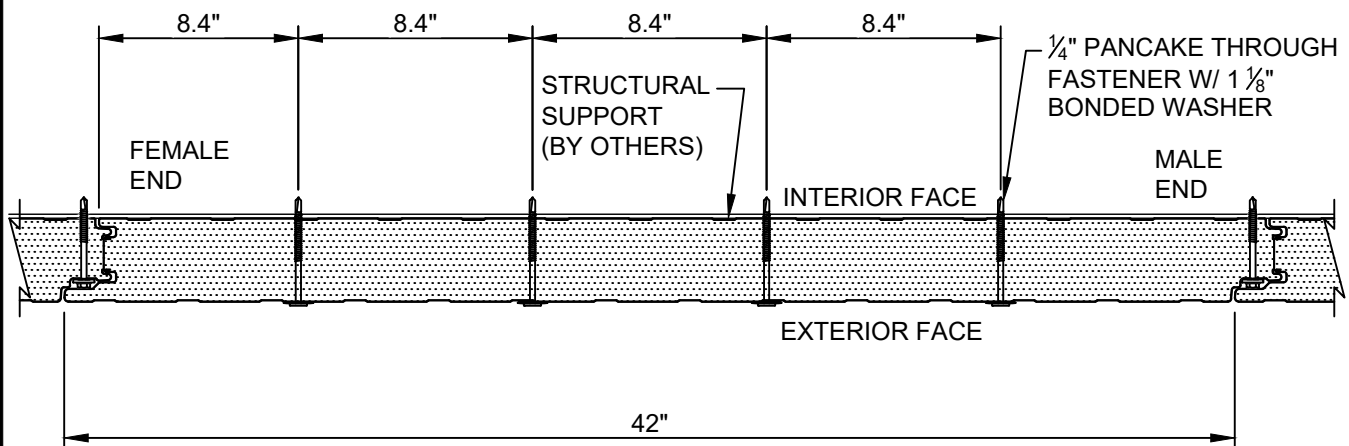
RELEASE: 2024

REGION: NORTH AMERICA

www.kingspanpanels.com



KS SERIES - VERTICAL INSTALLATION



FASTENING PATTERN 5B

STANDARD SIDE JOINT FASTENING WITH 12GA 2-HOLE CLIP AND 1/4"-14 HEX HEAD FASTENER WITHOUT WASHER / 4 ADDITIONAL 1/4"-14 "LOW PROFILE" THROUGH FASTENER W/ 1 1/8" BONDED WASHER SPACED @ 8.4" FROM FEMALE JOINT

REVISION	
REVISION #	DATE
8	10/26/23

FASTENING PATTERNS

DETAIL #: CI-FP-03-KSV

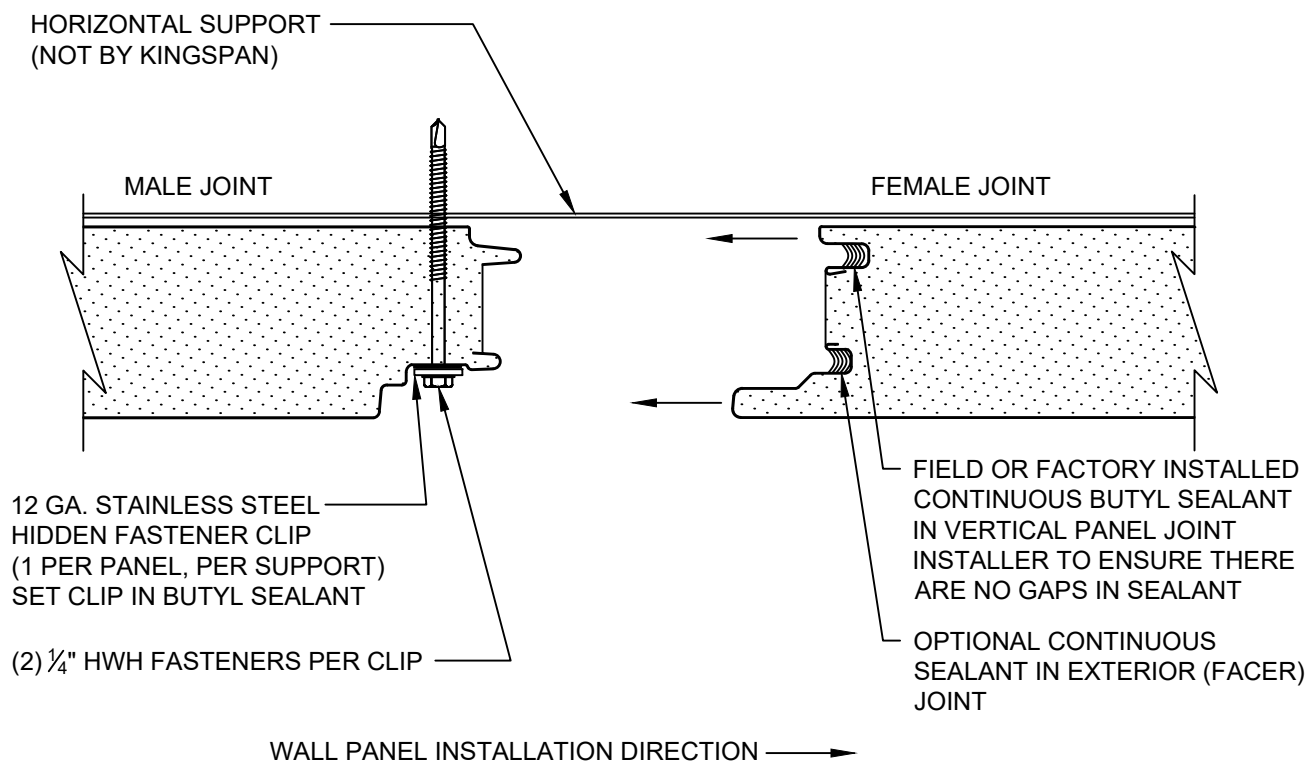
RELEASE: 2024

REGION: NORTH AMERICA

www.kingspanpanels.com



KS SERIES - VERTICAL INSTALLATION



REVISION	
REVISION #	DATE
8	10/26/23

EXPANDED
PANEL JOINT

DETAIL #: CI-PJ-01-KSV

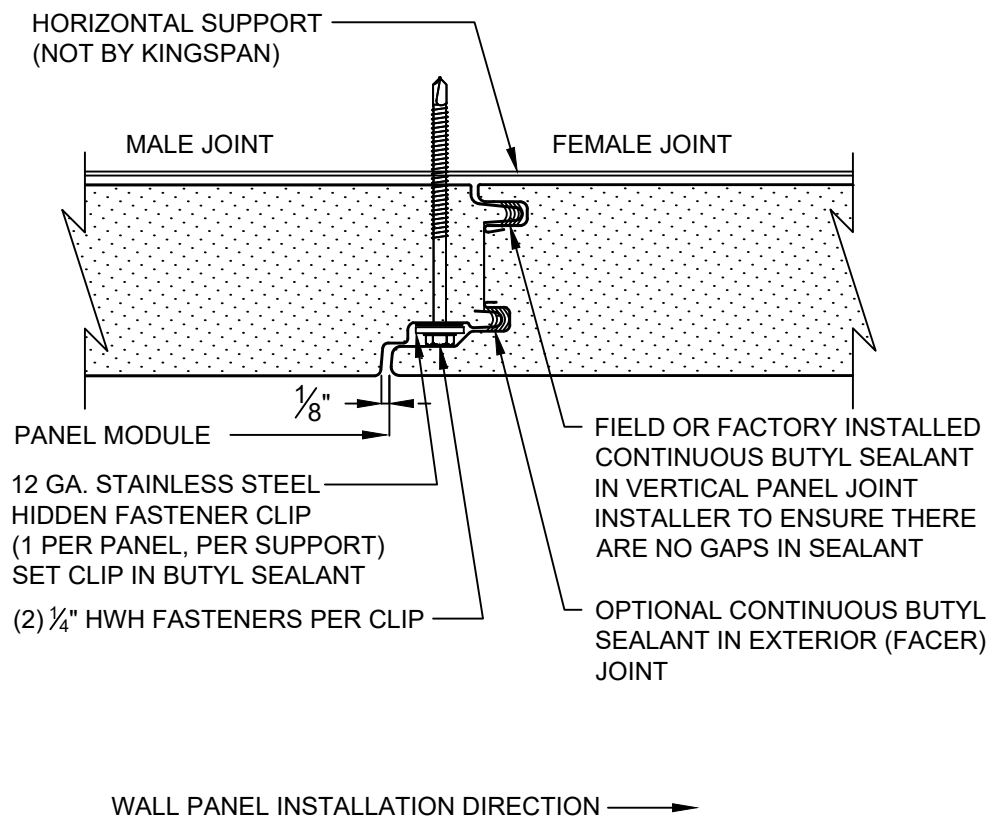
RELEASE: 2024

REGION: NORTH AMERICA

www.kingspanpanels.com



KS SERIES - VERTICAL INSTALLATION



REVISION	
REVISION #	DATE
8	10/26/23

ENGAGED
PANEL JOINT

DETAIL #: CI-PJ-02-KSV

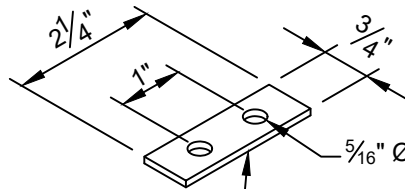
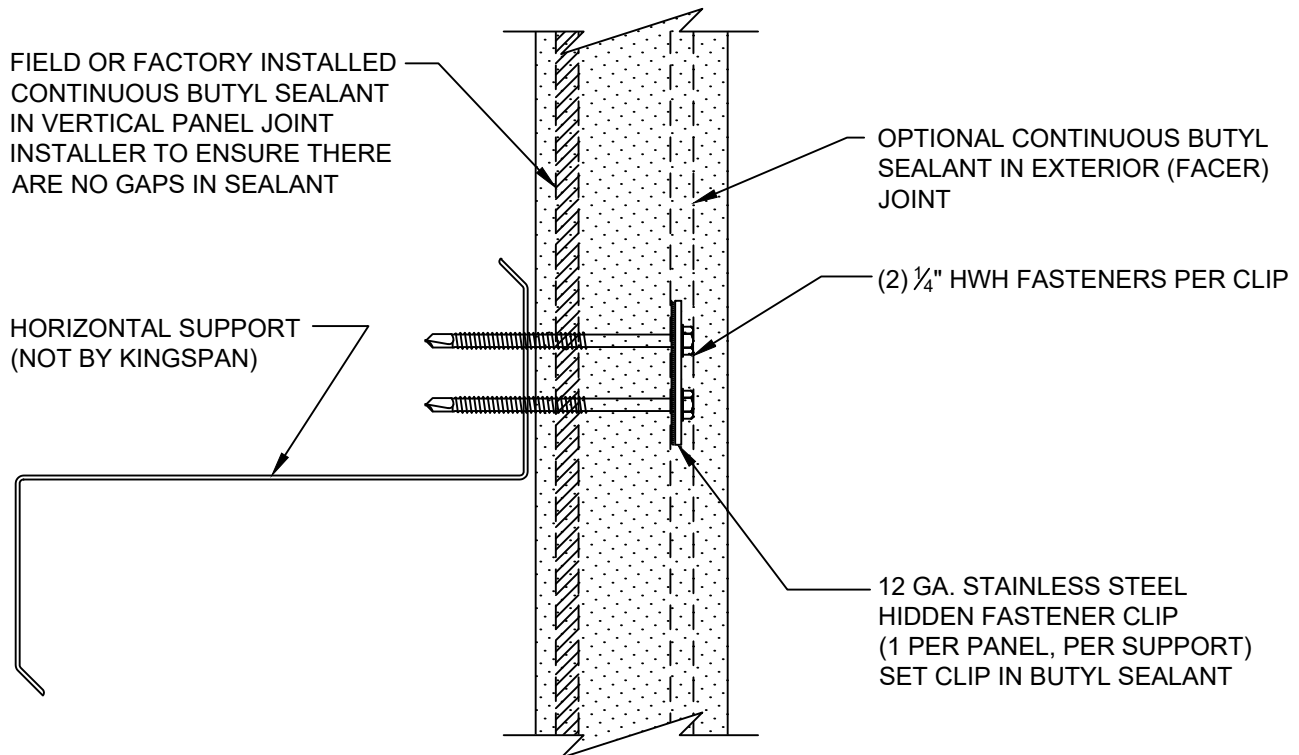
RELEASE: 2024

REGION: NORTH AMERICA

www.kingspanpanels.com



KS SERIES - VERTICAL INSTALLATION



STANDARD:
12 GA. STAINLESS STEEL
TWO-HOLE HIDDEN FASTENER CLIP

NOTE:
CONTACT KINGSPAN TECHNICAL SERVICES
FOR SPECIFIC PROJECT RECOMMENDATIONS

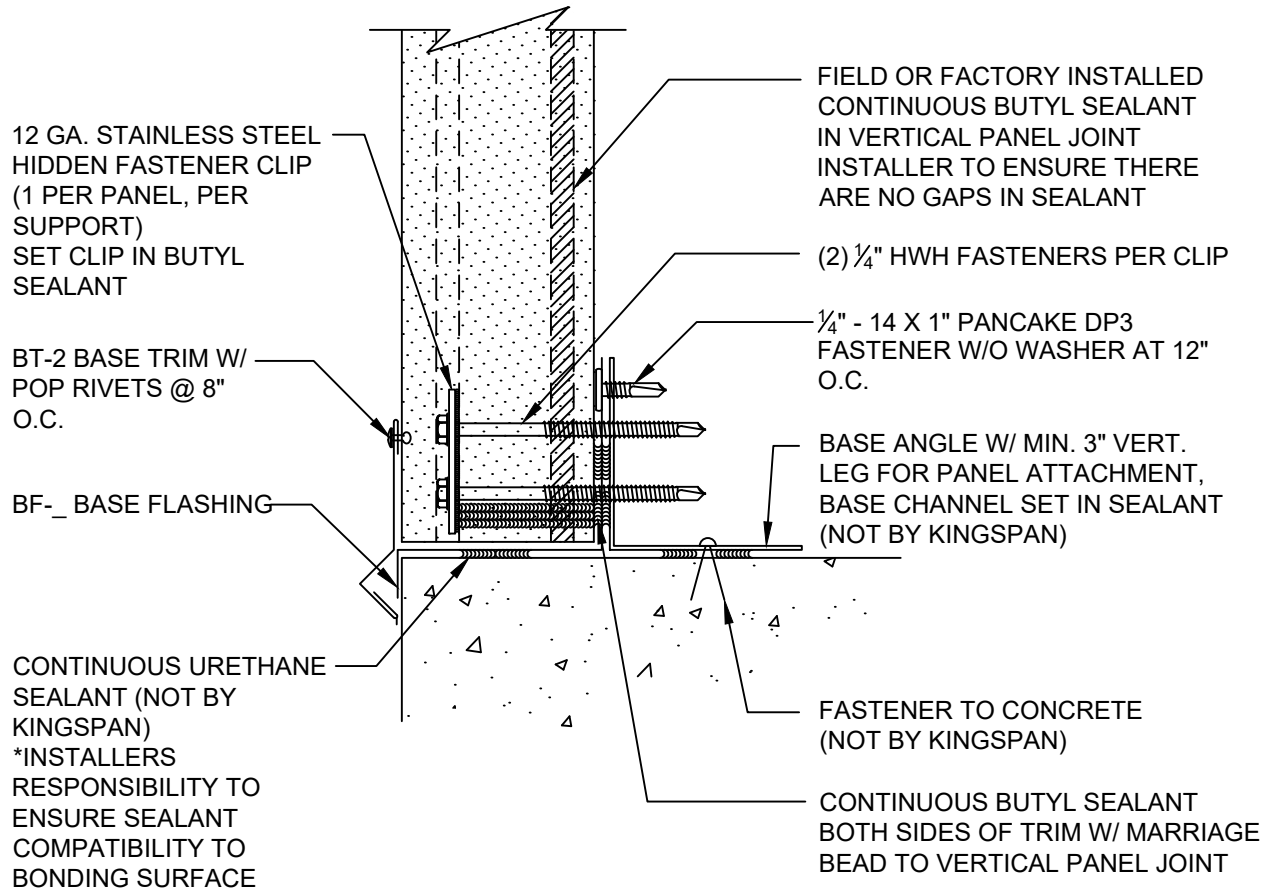
REVISION	
REVISION #	DATE
8	10/26/23

INTERMEDIATE
SUPPORT

DETAIL #: CI-PJ-03-KSV
RELEASE: 2024
REGION: NORTH AMERICA
www.kingspanpanels.com



KS SERIES - VERTICAL INSTALLATION



NOTE: SEE DETAIL CI-TL-01-KSV AND CI-TL-02-KSV FOR TYPICAL TRIM LAP INSTRUCTIONS

REVISION	
REVISION #	DATE
9	01/08/24

FLUSH BASE

DETAIL #: CI-BS-01-KSV

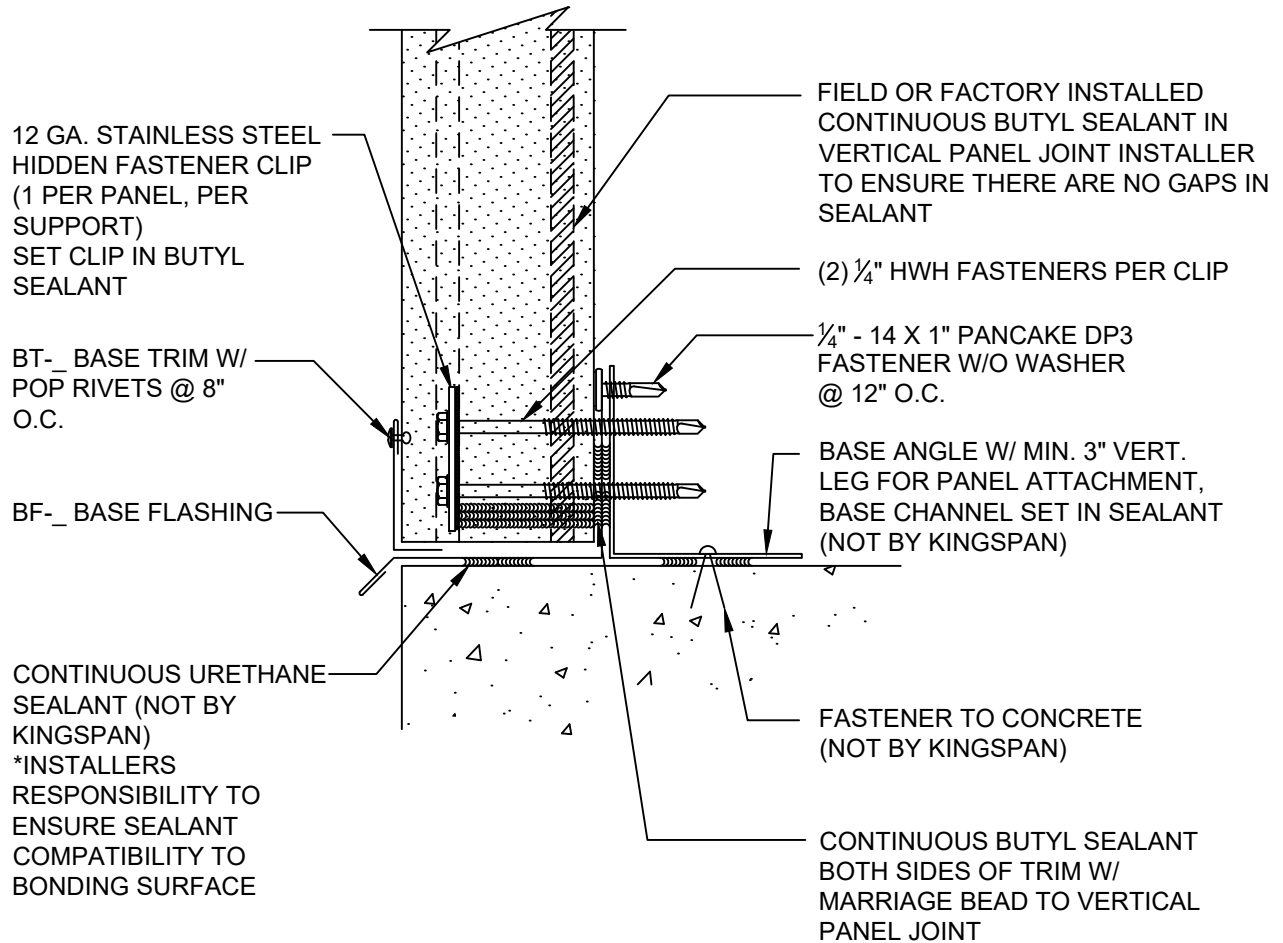
RELEASE: 2024

REGION: NORTH AMERICA

www.kingspanpanels.com



KS SERIES - VERTICAL INSTALLATION



NOTE: SEE DETAIL CI-TL-01-KSV AND CI-TL-02-KSV FOR TYPICAL TRIM LAP INSTRUCTIONS

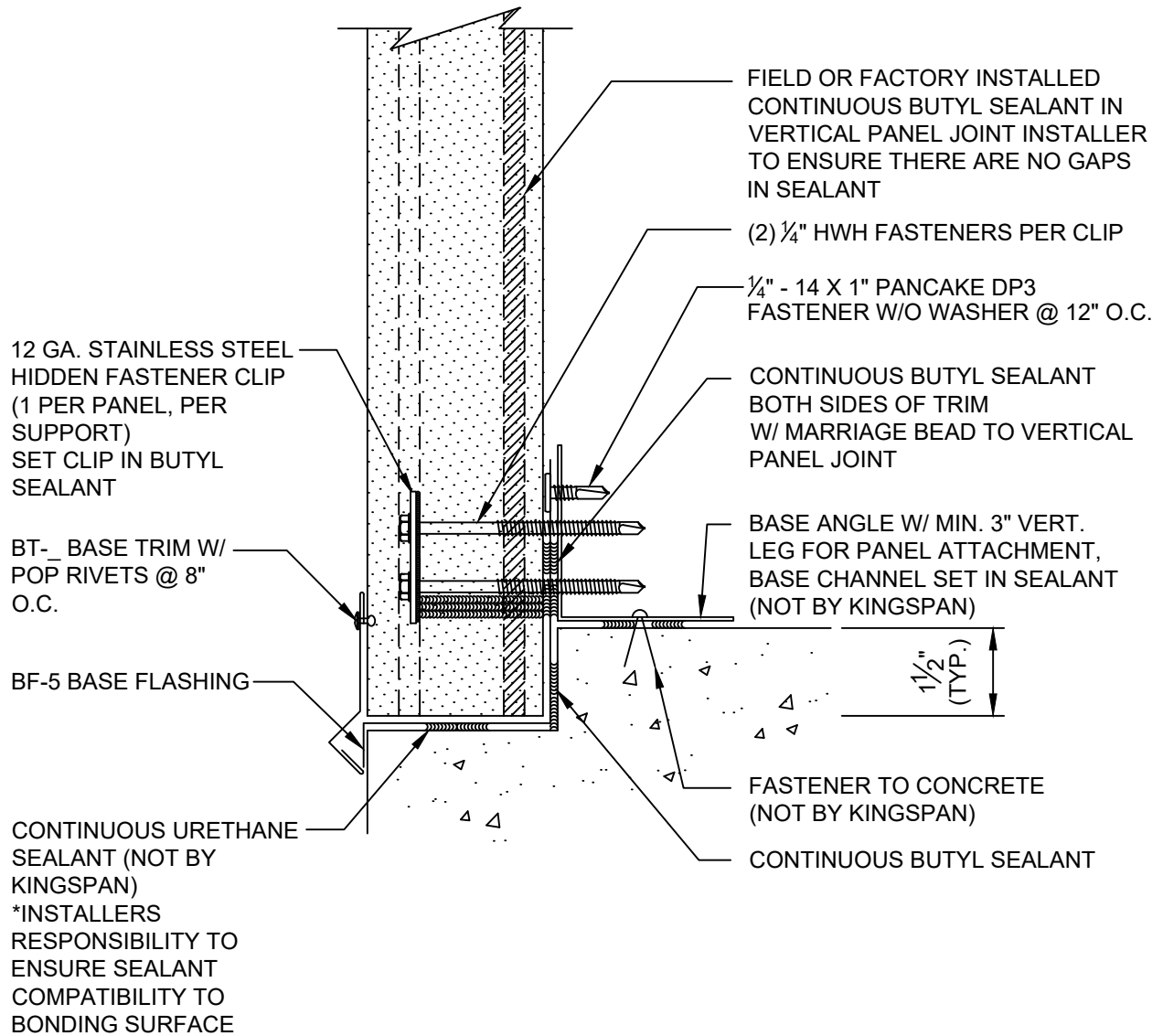
REVISION	
REVISION #	DATE
9	01/08/24

FLUSH BASE 2

DETAIL #: CI-BS-02-KSV
RELEASE: 2024
REGION: NORTH AMERICA
www.kingspanpanels.com



KS SERIES - VERTICAL INSTALLATION



NOTE: SEE DETAIL CI-TL-01-KSV AND CI-TL-02-KSV FOR TYPICAL TRIM LAP INSTRUCTIONS

REVISION	
REVISION #	DATE
9	01/08/24

BASE AT NOTCHED
CONCRETE

DETAIL #: CI-BS-03-KSV

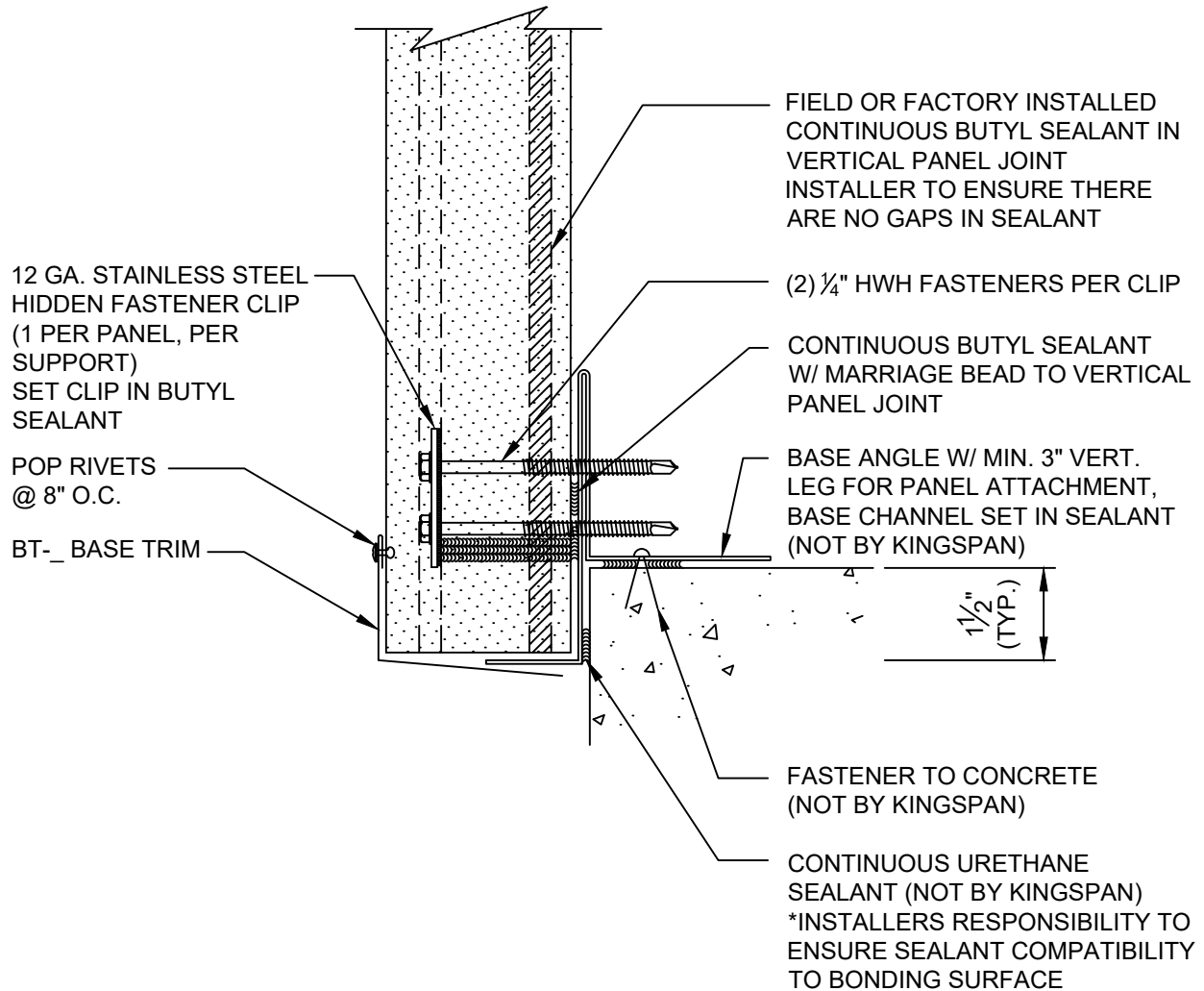
RELEASE: 2024

REGION: NORTH AMERICA

www.kingspanpanels.com



KS SERIES - VERTICAL INSTALLATION



NOTE: SEE DETAIL CI-TL-01-KSV AND CI-TL-02-KSV FOR TYPICAL TRIM LAP INSTRUCTIONS

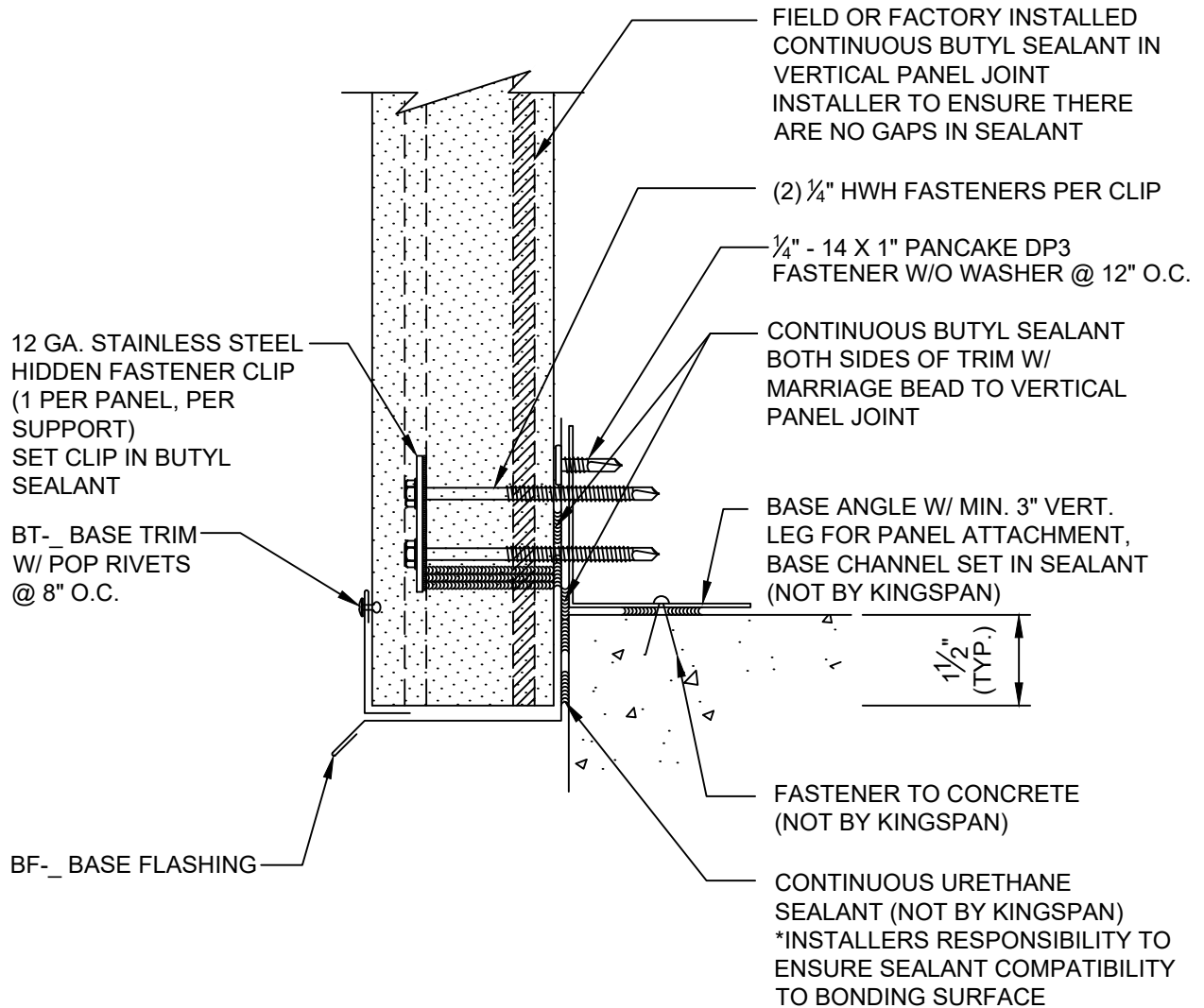
REVISION	
REVISION #	DATE
9	01/08/24

OVERHANG WITH
BASE SUPPORT

DETAIL #: CI-BS-04-KSV
RELEASE: 2024
REGION: NORTH AMERICA
www.kingspanpanels.com



KS SERIES - VERTICAL INSTALLATION



NOTE: SEE DETAIL CI-TL-01-KSV AND CI-TL-02-KSV FOR TYPICAL TRIM LAP INSTRUCTIONS

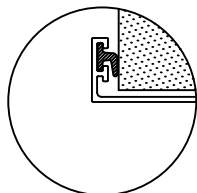
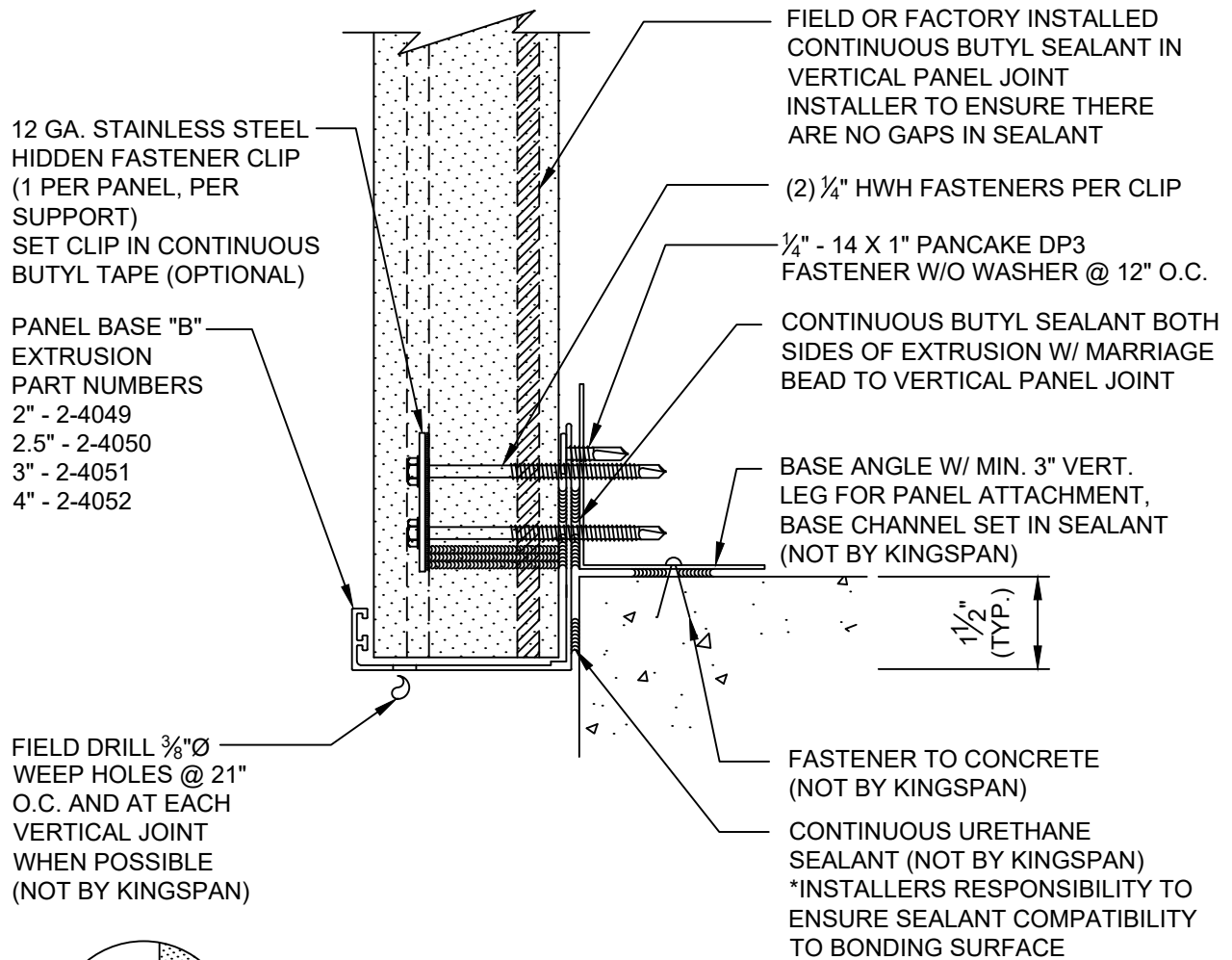
REVISION	
REVISION #	DATE
9	01/08/24

OVERHANG WITH
BASE ANGLE

DETAIL #: CI-BS-05-KSV
RELEASE: 2024
REGION: NORTH AMERICA
www.kingspanpanels.com



KS SERIES - VERTICAL INSTALLATION



OPTIONAL WIPER GASKET (FIELD INSTALLED)

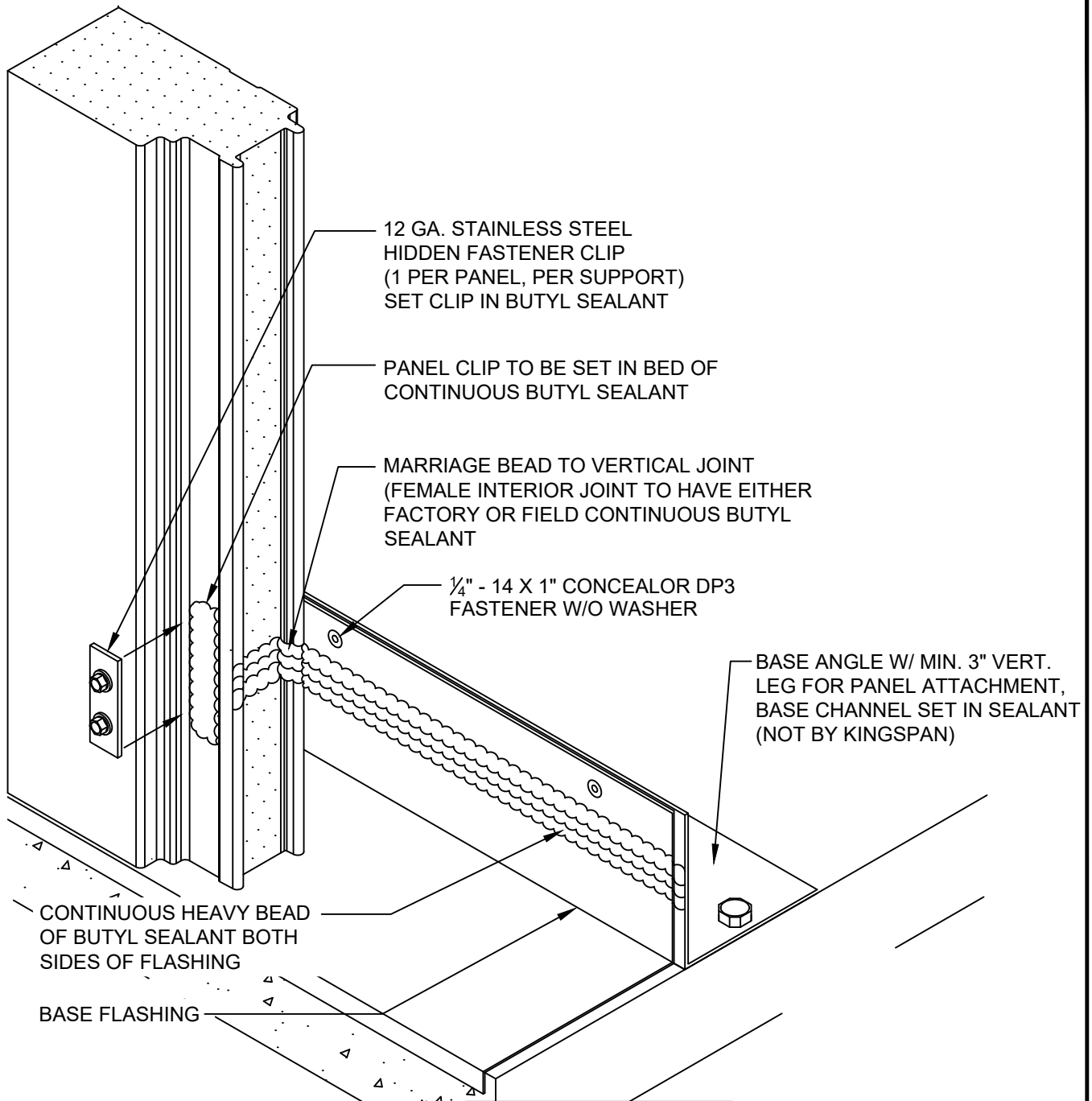
REVISION	
REVISION #	DATE
9	01/08/24

OVERHANG WITH
BASE "J" EXTRUSION

DETAIL #: CI-BS-06-KSV
RELEASE: 2024
REGION: NORTH AMERICA
www.kingspanpanels.com



KS SERIES - VERTICAL INSTALLATION



NOTE:
ENSURE THERE ARE NO
GAPS IN SEALANT BEAD.
COVERAGE MUST BE
CONTINUOUS

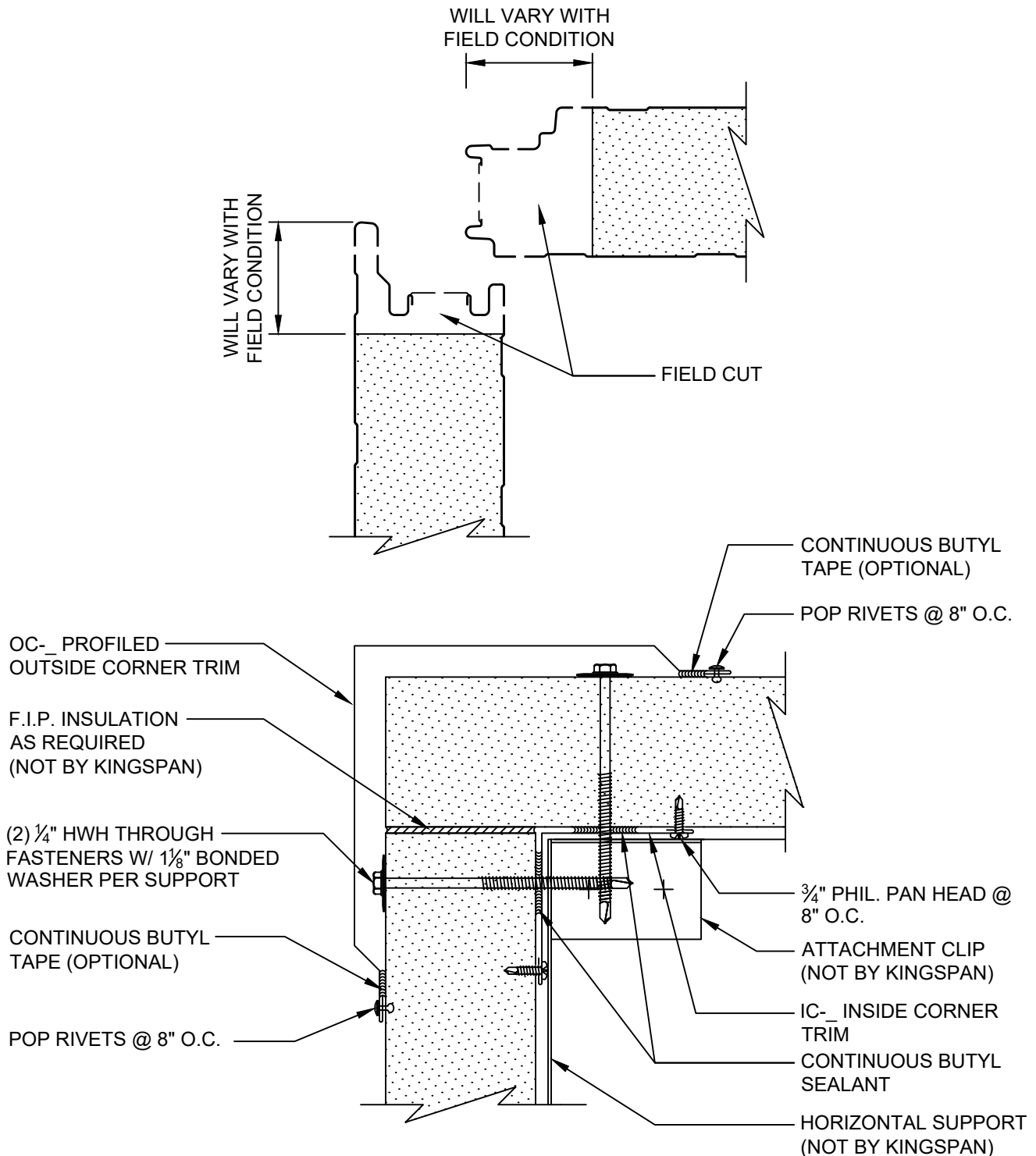
REVISION	
REVISION #	DATE
8	10/26/23

BASE DETAIL
MARRIAGE BEAD
ISOMETRIC

DETAIL #: CI-BS-07-KSV
RELEASE: 2024
REGION: NORTH AMERICA
www.kingspanpanels.com



KS SERIES - VERTICAL INSTALLATION



REVISION	
REVISION #	DATE
8	10/26/23

OUTSIDE CORNER
WITH PROFILED TRIM

DETAIL #: CI-OC-01-KSV

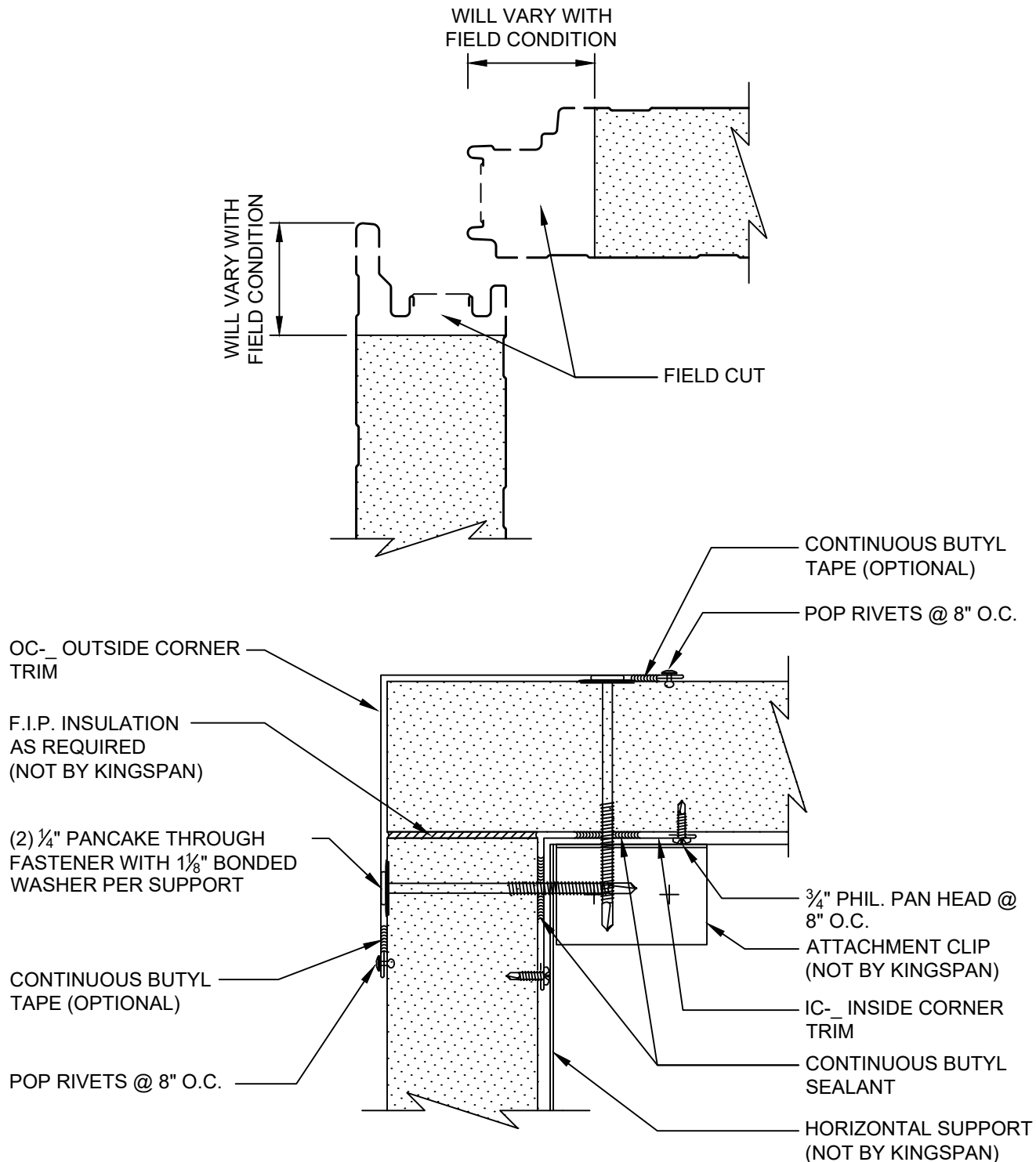
RELEASE: 2024

REGION: NORTH AMERICA

www.kingspanpanels.com



KS SERIES - VERTICAL INSTALLATION



REVISION	
REVISION #	DATE
8	10/26/23

OUTSIDE CORNER WITH FLAT TRIM

DETAIL #: CI-OC-02-KSV

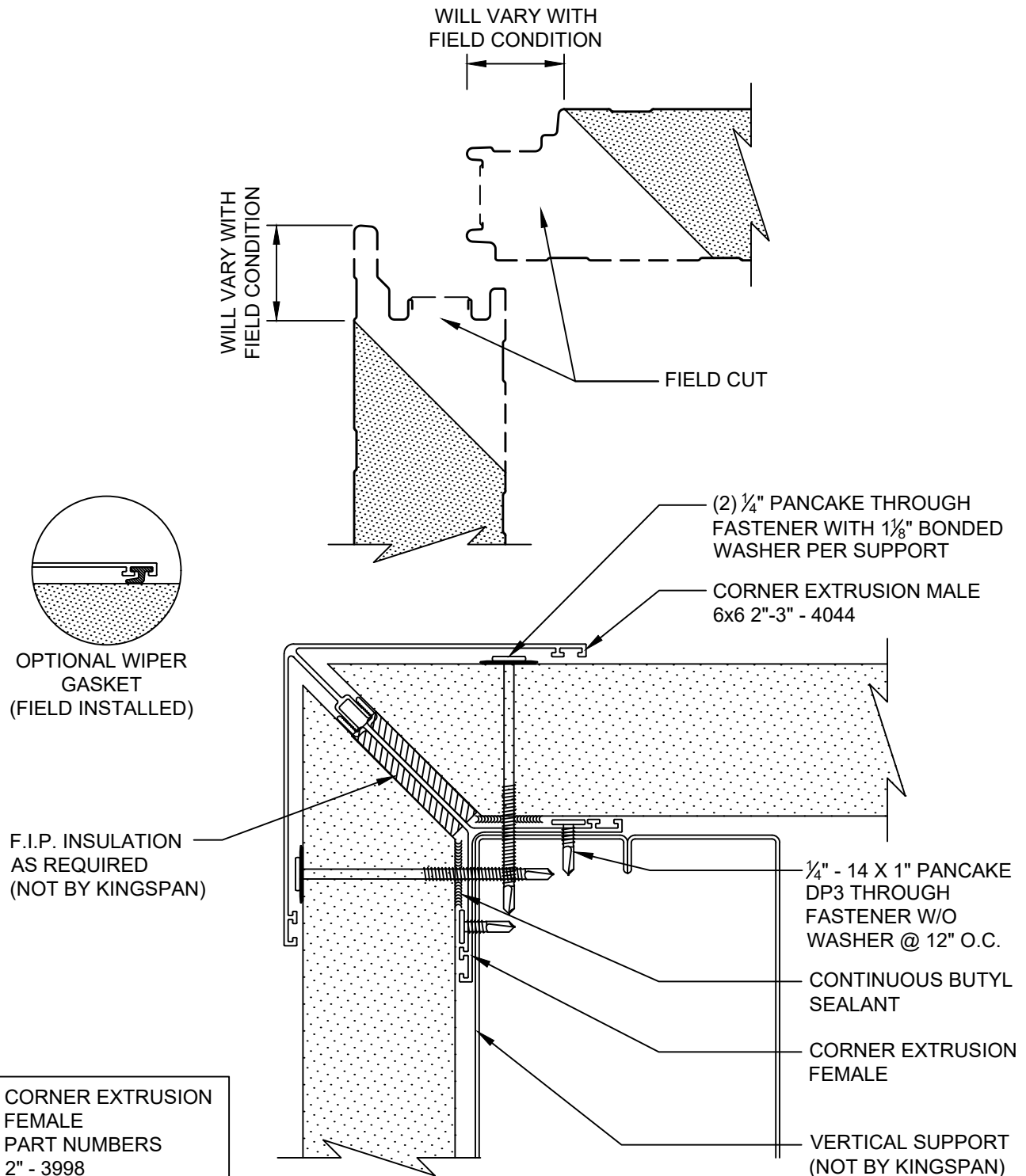
RELEASE: 2024

REGION: NORTH AMERICA

www.kingspanpanels.com



KS SERIES - VERTICAL INSTALLATION



REVISION	
REVISION #	DATE
8	10/26/23

OUTSIDE CORNER
W/ EXTRUSION

DETAIL #: CI-OC-03-KSV

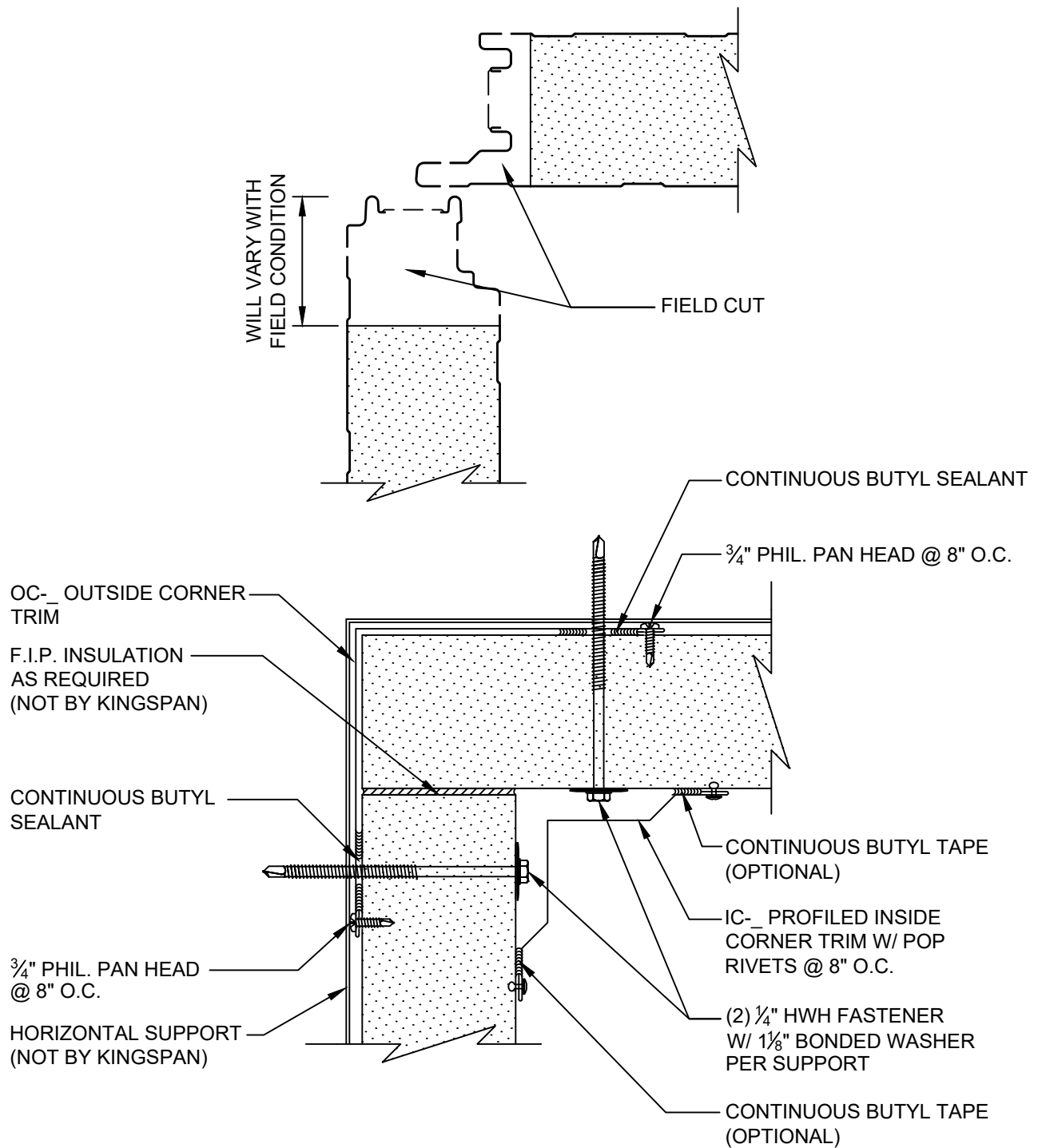
RELEASE: 2024

REGION: NORTH AMERICA

www.kingspanpanels.com



KS SERIES - VERTICAL INSTALLATION



REVISION	
REVISION #	DATE
8	10/26/23

INSIDE CORNER
WITH PROFILED TRIM

DETAIL #: CI-IC-01-KSV

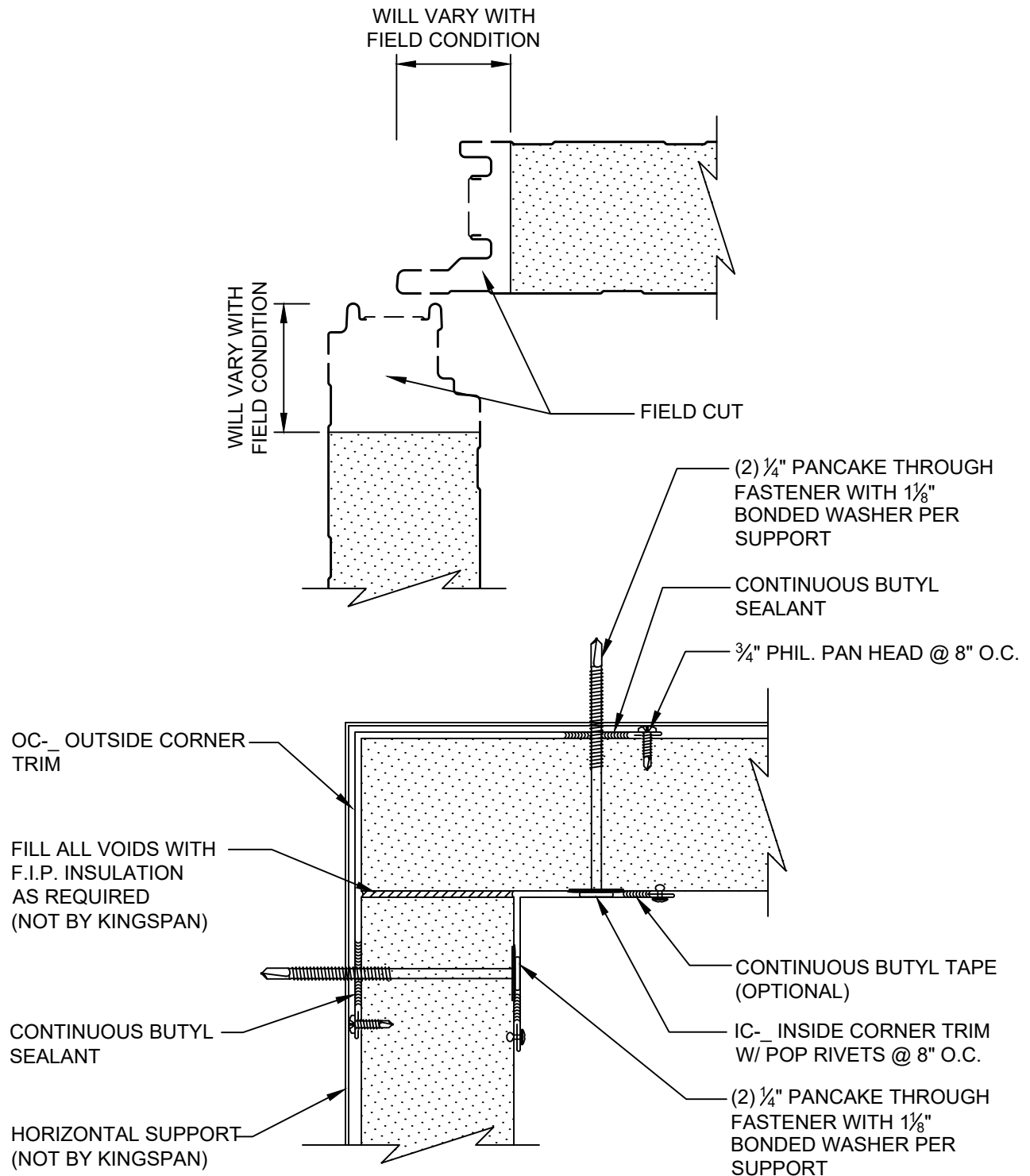
RELEASE: 2024

REGION: NORTH AMERICA

www.kingspanpanels.com



KS SERIES - VERTICAL INSTALLATION



REVISION	
REVISION #	DATE
8	10/26/23

INSIDE CORNER
WITH FLAT TRIM

DETAIL #: CI-IC-02-KSV

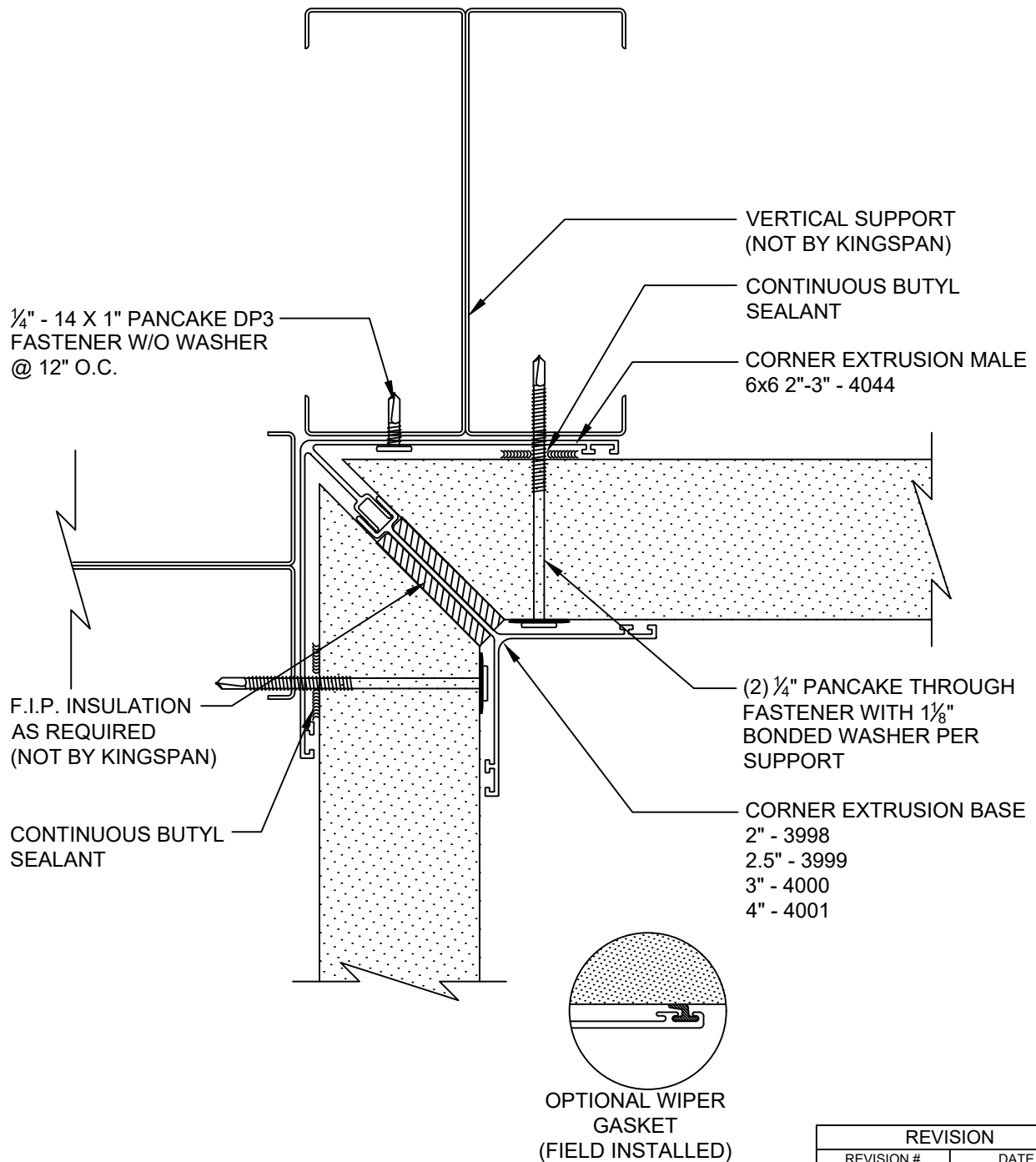
RELEASE: 2024

REGION: NORTH AMERICA

www.kingspanpanels.com



KS SERIES - VERTICAL INSTALLATION



REVISION	
REVISION #	DATE
8	10/26/23

INSIDE CORNER
WITH EXTRUSION

DETAIL #: CI-IC-03-KSV

RELEASE: 2024

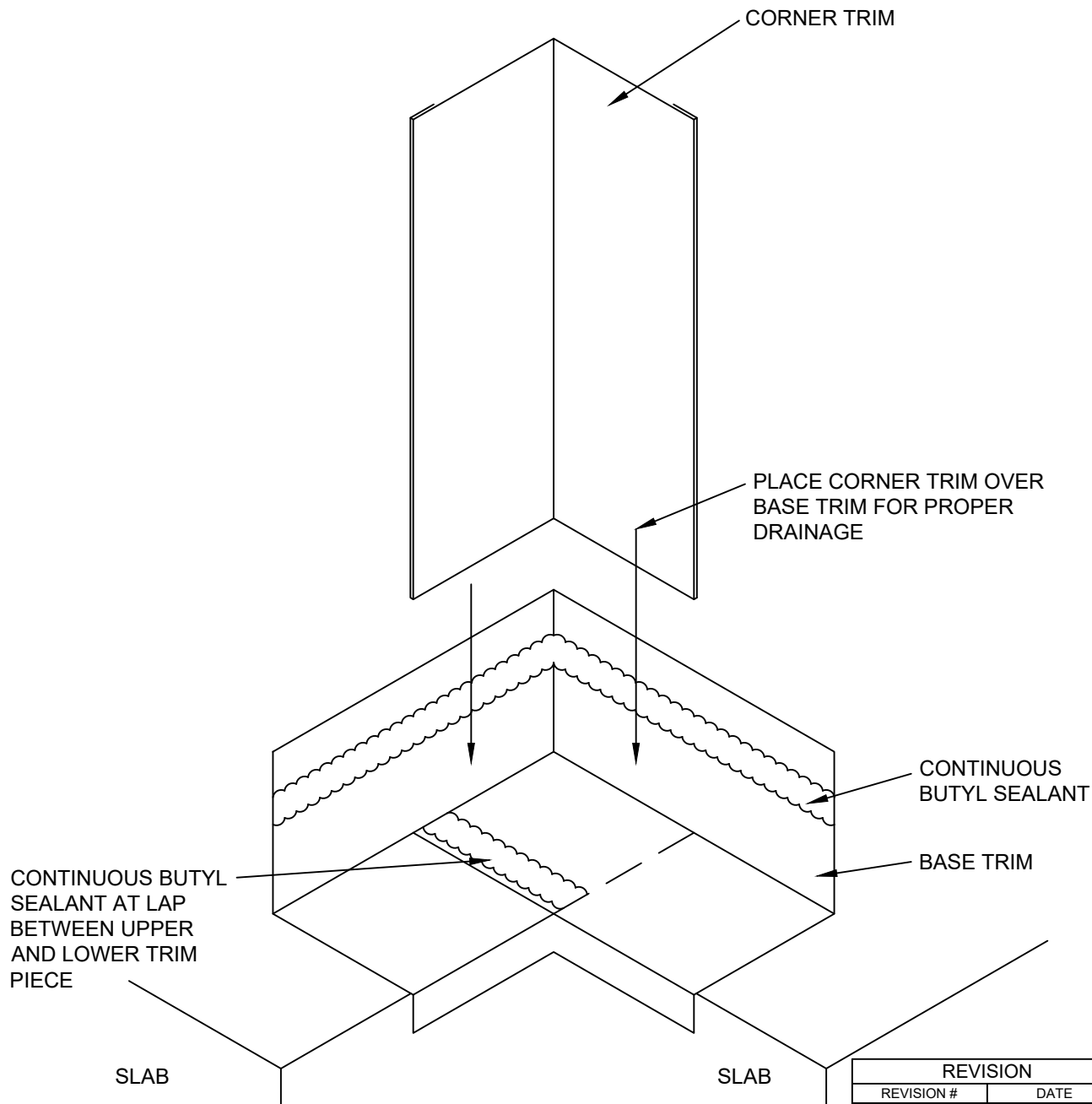
REGION: NORTH AMERICA

www.kingspanpanels.com



KS SERIES - VERTICAL INSTALLATION

FRAMING NOT SHOWN FOR
CLARITY OF DETAIL



REVISION	
REVISION #	DATE
8	10/26/23

INSIDE CORNER LAP AT
BASE TRIM EXPANDED

DETAIL #: CI-IC-04-KSV

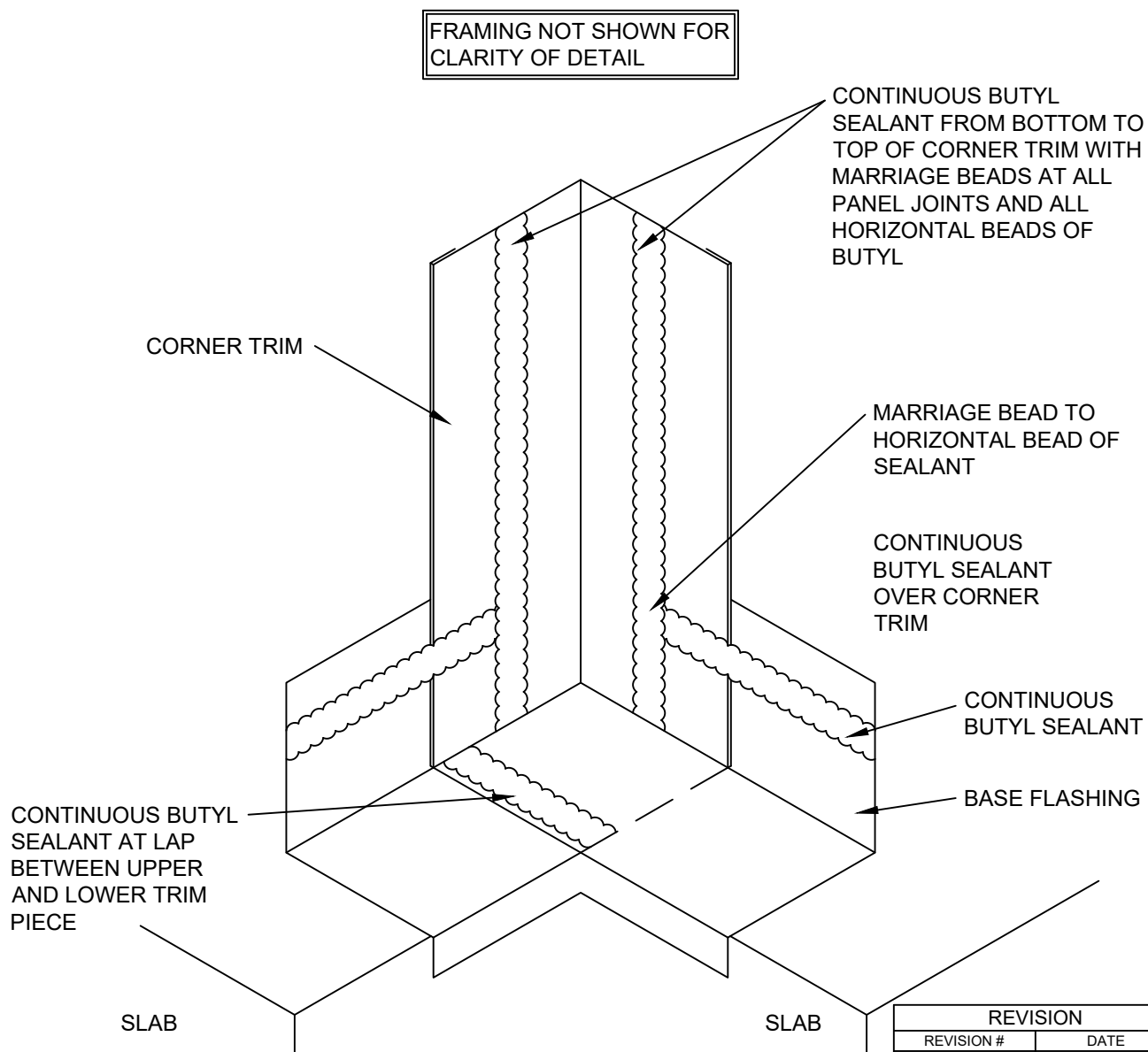
RELEASE: 2024

REGION: NORTH AMERICA

www.kingspanpanels.com



KS SERIES - VERTICAL INSTALLATION



REVISION	
REVISION #	DATE
8	10/26/23

INSIDE CORNER LAP AT
BASE TRIM ENGAGED

DETAIL #: CI-IC-05-KSV

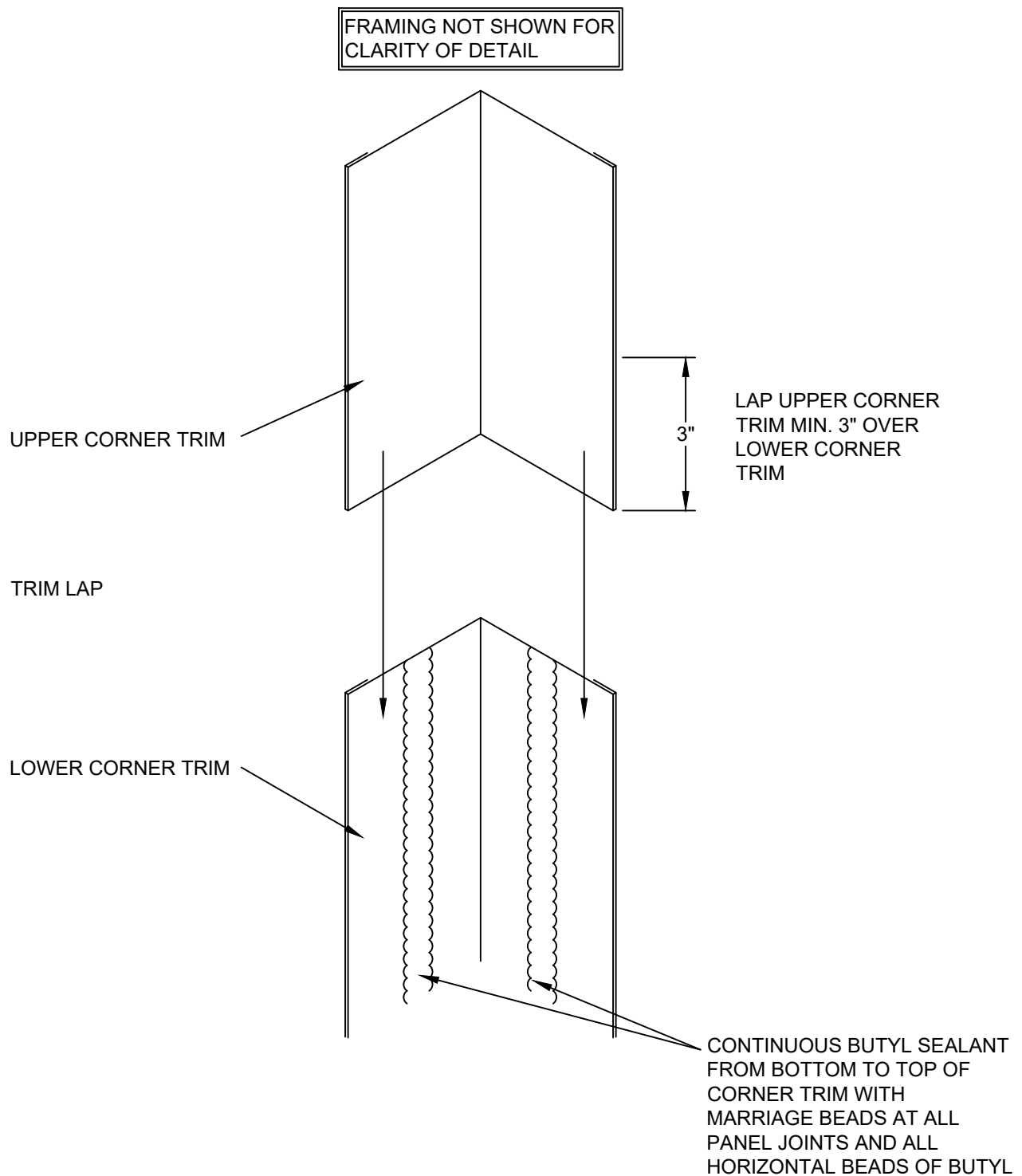
RELEASE: 2024

REGION: NORTH AMERICA

www.kingspanpanels.com



KS SERIES - VERTICAL INSTALLATION



REVISION	
REVISION #	DATE
8	10/26/23

INSIDE CORNER TRIM LAP
EXPANDED

DETAIL #: CI-IC-06-KSV

RELEASE: 2024

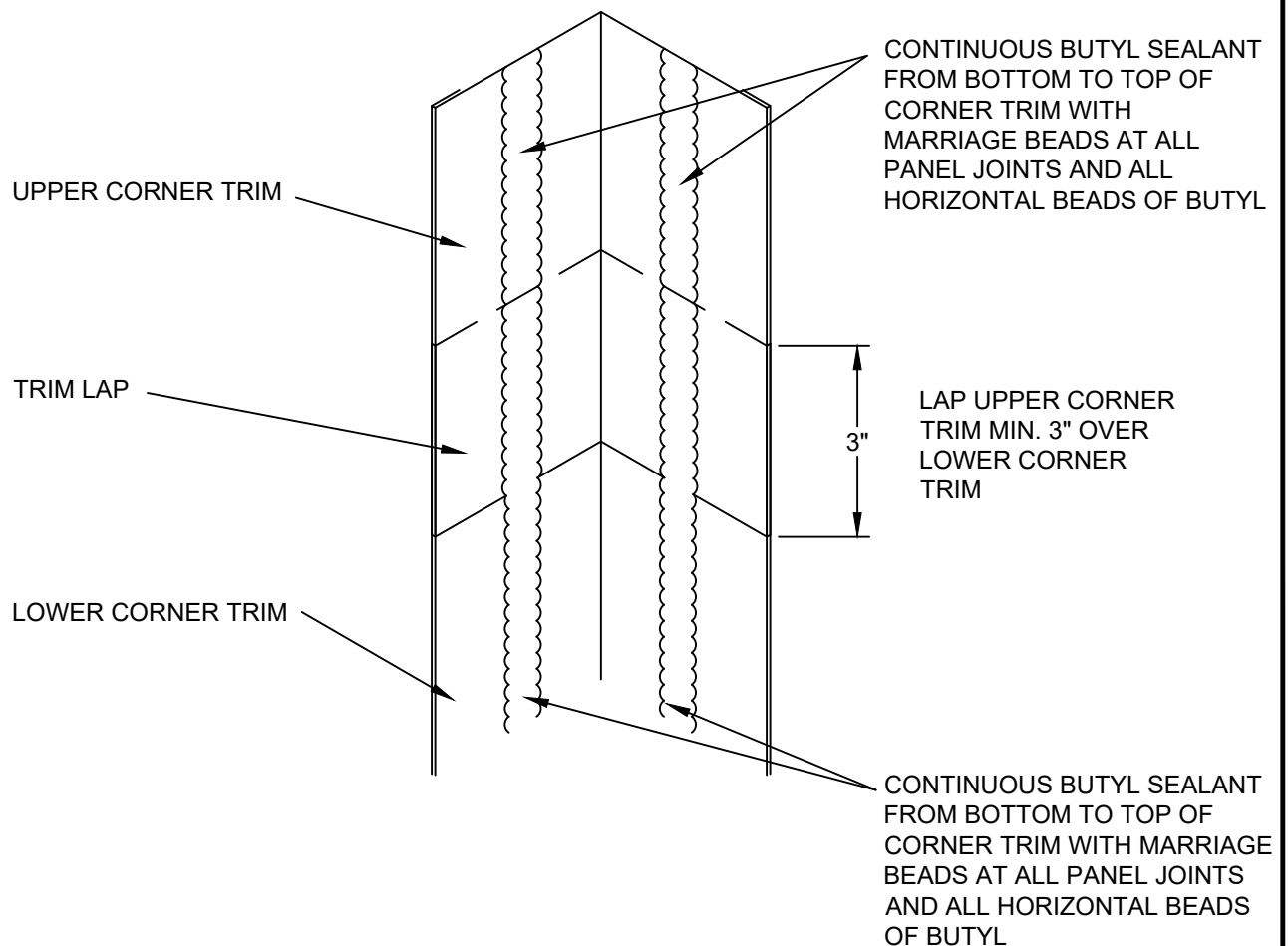
REGION: NORTH AMERICA

www.kingspanpanels.com



KS SERIES - VERTICAL INSTALLATION

FRAMING NOT SHOWN FOR
CLARITY OF DETAIL



REVISION	
REVISION #	DATE
8	10/26/23

INSIDE CORNER TRIM LAP
ENGAGED

DETAIL #: CI-IC-07-KSV

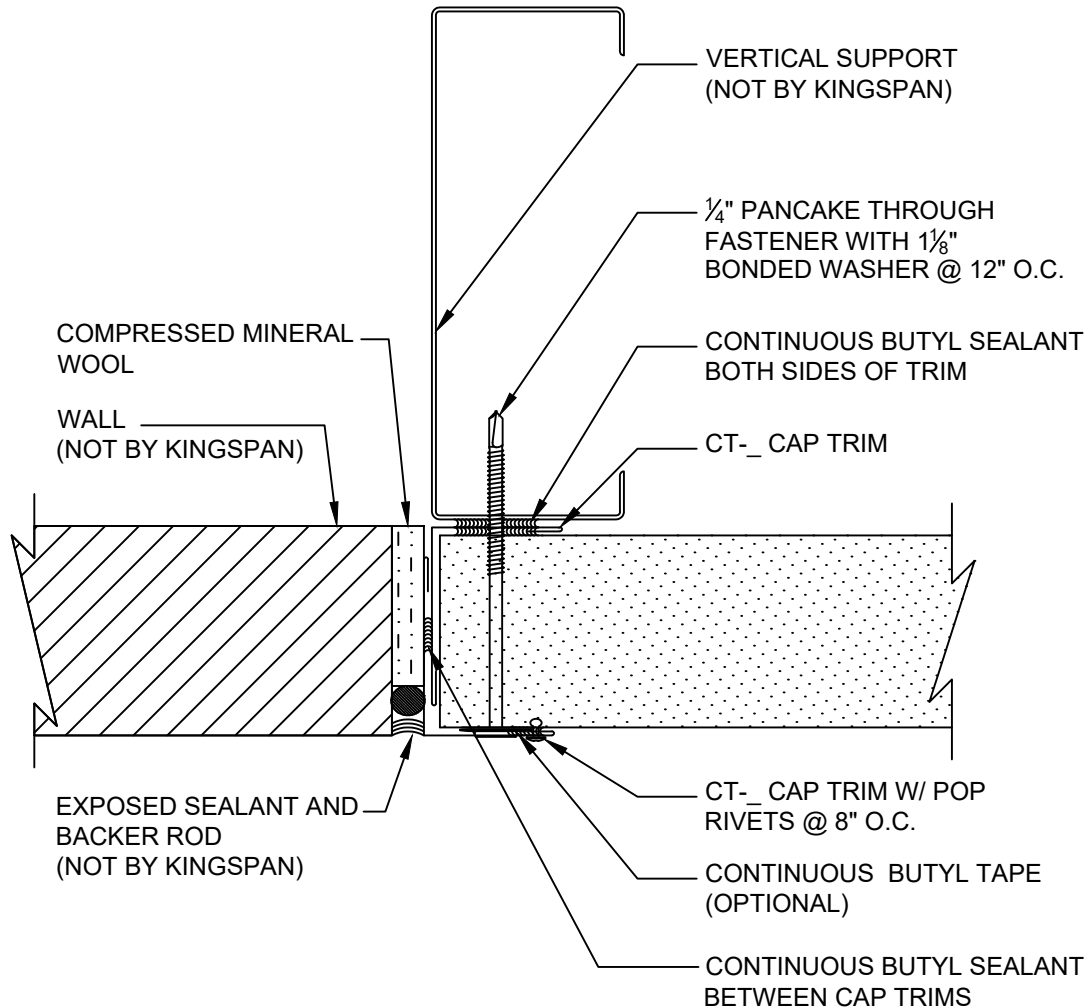
RELEASE: 2024

REGION: NORTH AMERICA

www.kingspanpanels.com



KS SERIES - VERTICAL INSTALLATION



REVISION	
REVISION #	DATE
8	10/26/23

ENDWALL TERMINATION

DETAIL #: CI-EN-01-KSV

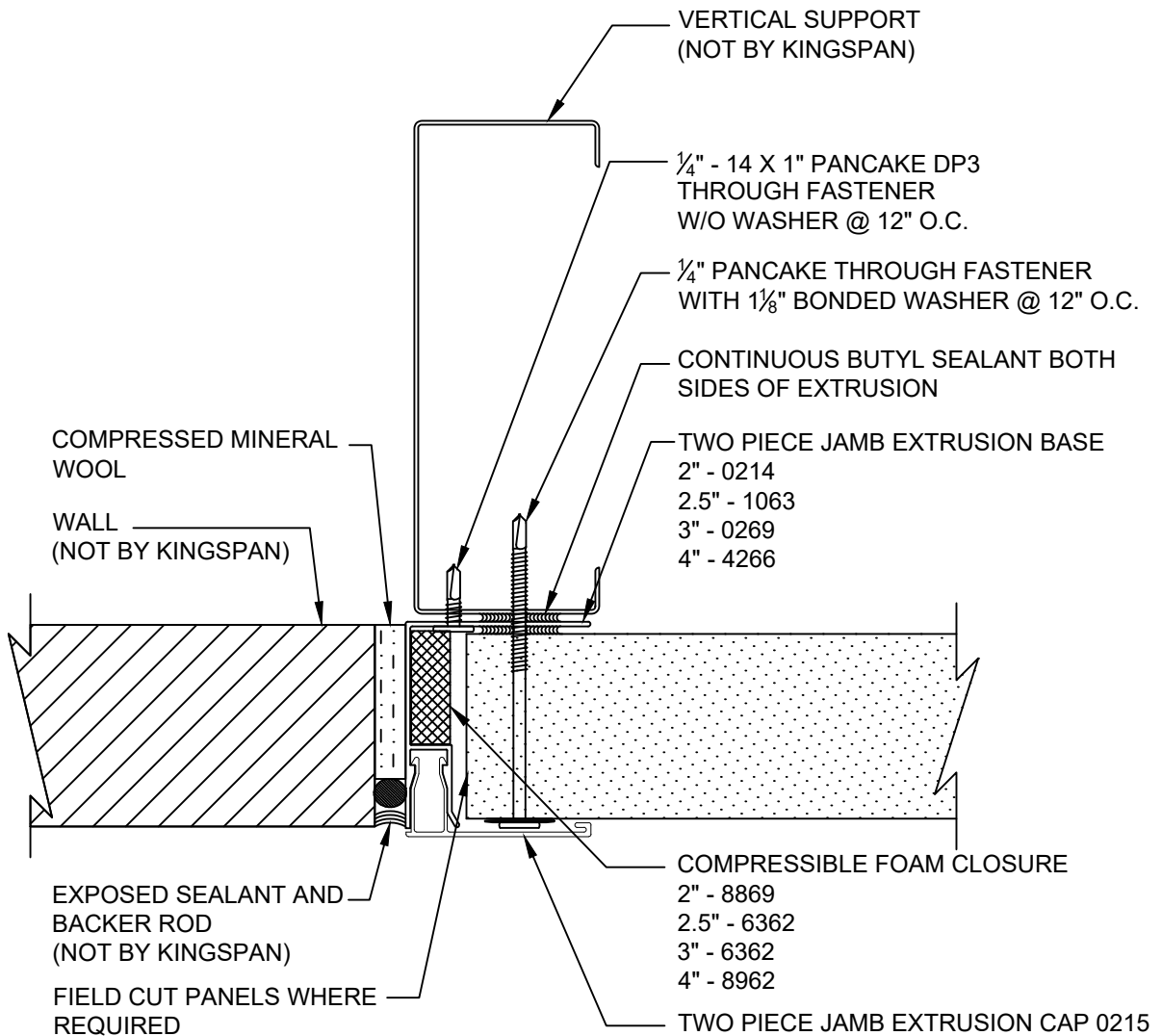
RELEASE: 2024

REGION: NORTH AMERICA

www.kingspanpanels.com



KS SERIES - VERTICAL INSTALLATION



REVISION	
REVISION #	DATE
8	10/26/23

ENDWALL TERMINATION
W/ EXTRUSION

DETAIL #: CI-EN-02-KSV

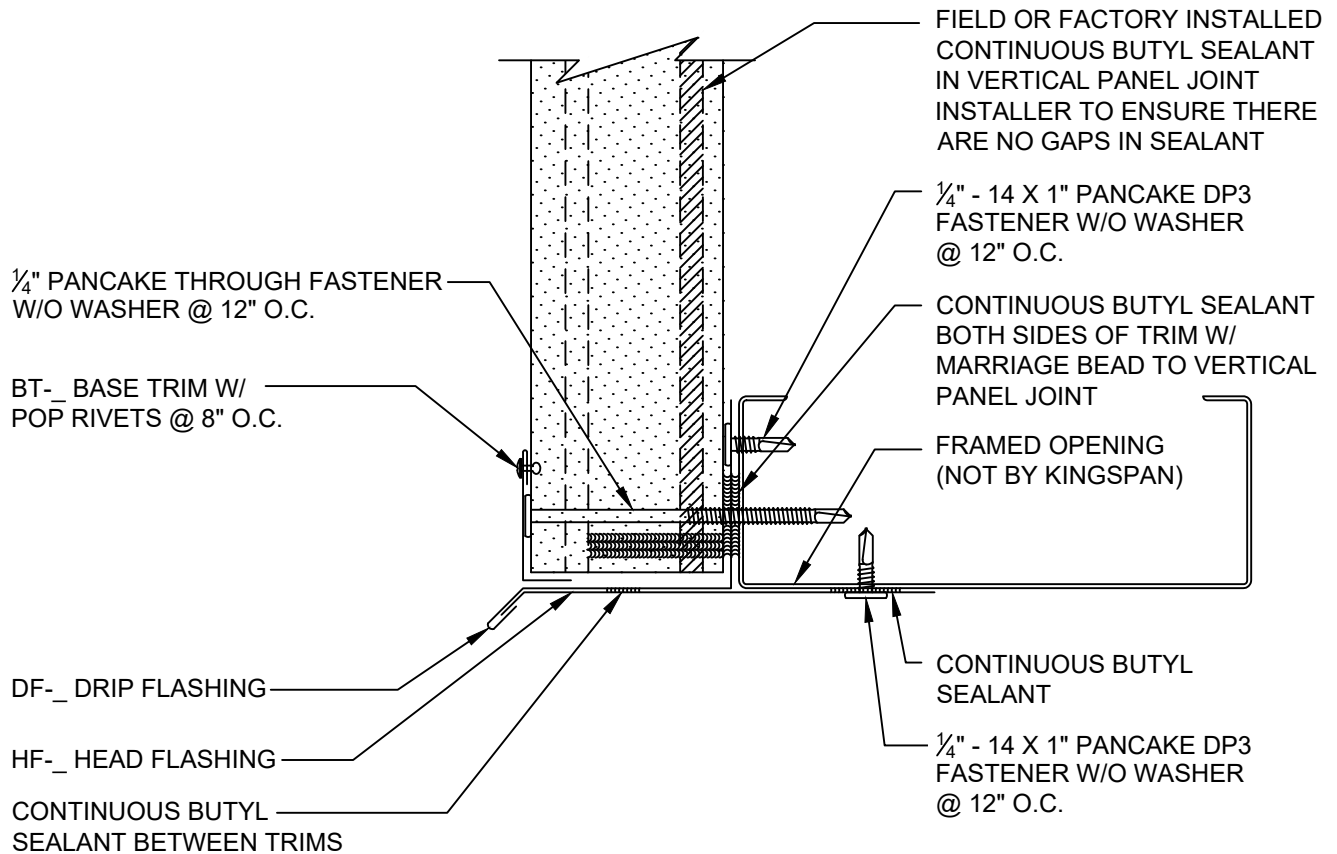
RELEASE: 2024

REGION: NORTH AMERICA

www.kingspanpanels.com



KS SERIES - VERTICAL INSTALLATION



NOTE: SEE DETAIL CI-TL-01-KSV, CI-TL-02-KSV, AND CI-TL-04-KSV FOR TYPICAL TRIM LAP INSTRUCTIONS

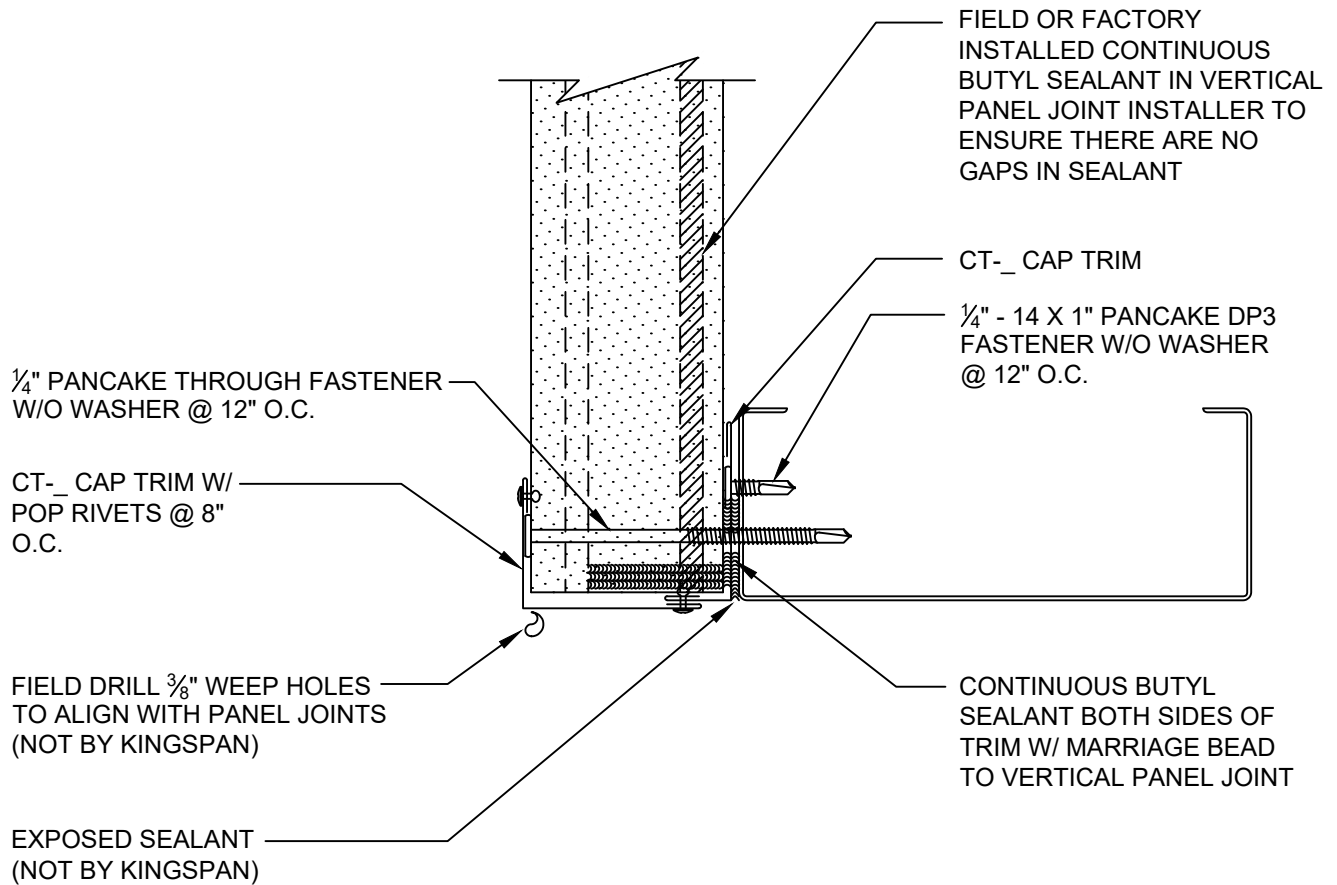
REVISION	
REVISION #	DATE
8	10/26/23

FRAMED OPENING
TWO-PIECE HEAD

DETAIL #: CI-FO-01-KSV
RELEASE: 2024
REGION: NORTH AMERICA
www.kingspanpanels.com



KS SERIES - VERTICAL INSTALLATION



NOTE: SEE DETAIL CI-TL-01-KSV, CI-TL-02-KSV, AND CI-TL-04-KSV FOR TYPICAL TRIM LAP INSTRUCTIONS

REVISION	
REVISION #	DATE
8	10/26/23

FRAMED OPENING
HEAD W/ "DRIP EDGE"

DETAIL #: CI-FO-02-KSV

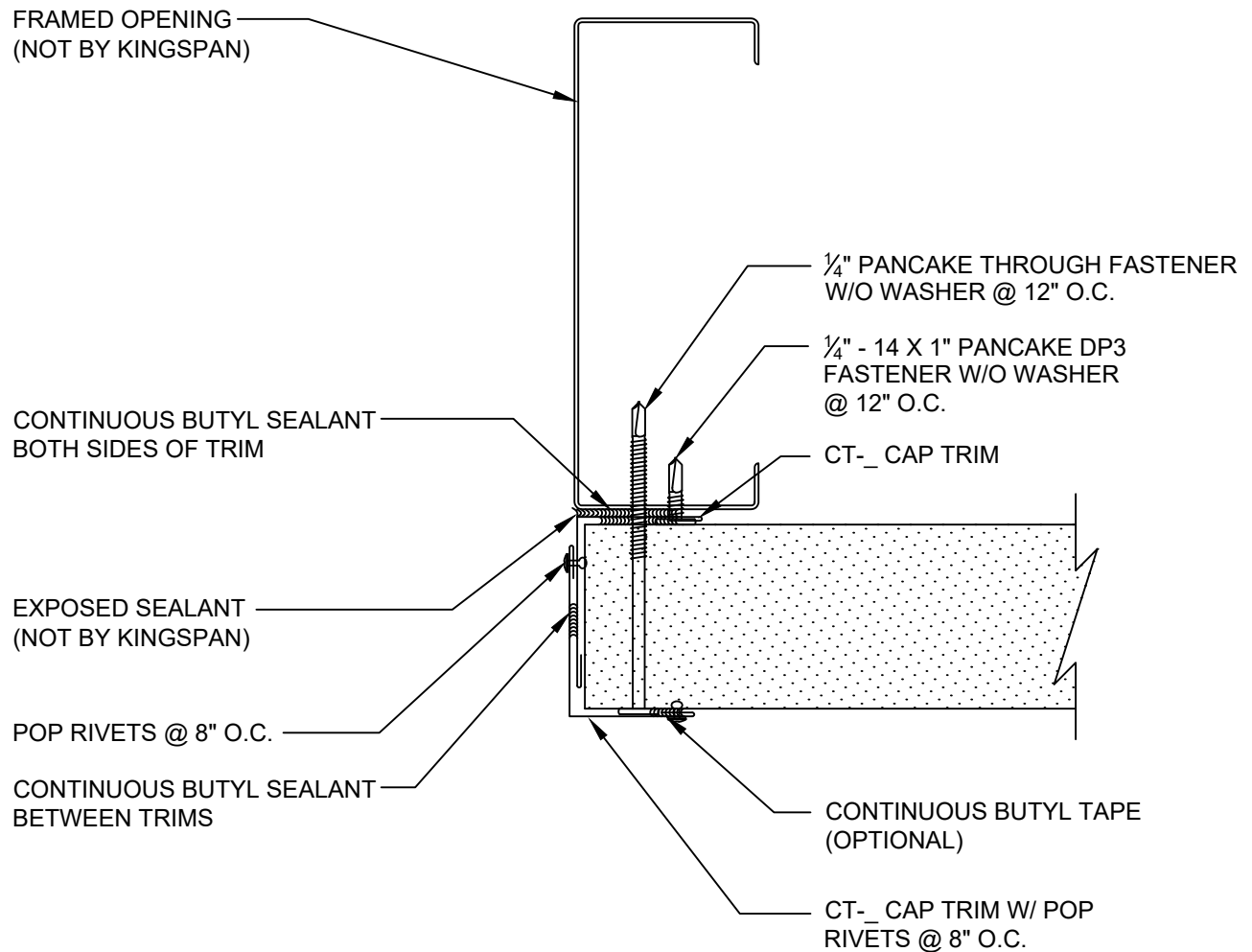
RELEASE: 2024

REGION: NORTH AMERICA

www.kingspanpanels.com



KS SERIES - VERTICAL INSTALLATION



NOTE: SEE DETAIL CI-TL-01-KSV, CI-TL-02-KSV, AND CI-TL-04-KSV
FOR TYPICAL TRIM LAP INSTRUCTIONS

REVISION	
REVISION #	DATE
8	10/26/23

FRAMED OPENING
TWO PIECE JAMB

DETAIL #: CI-FO-03-KSV

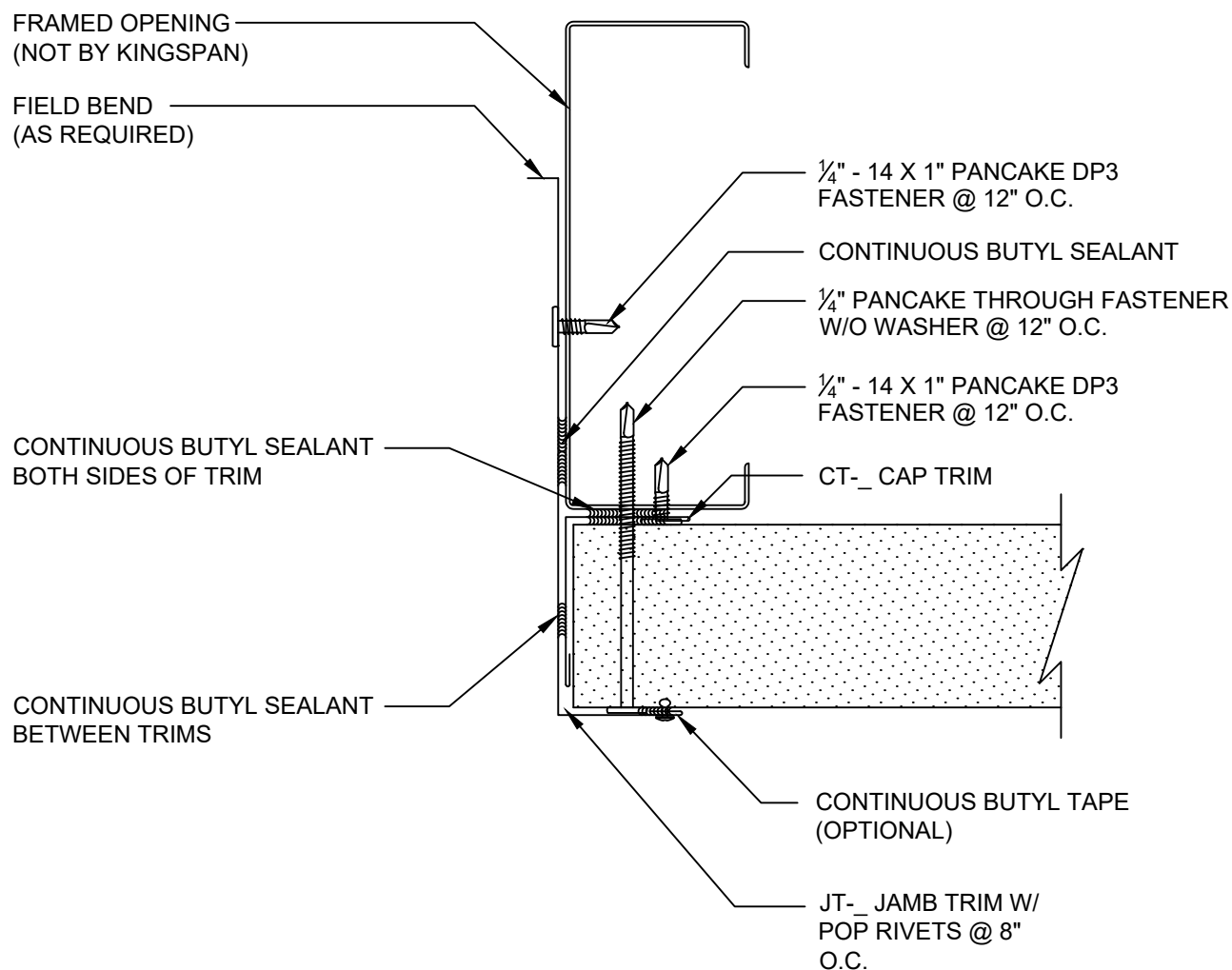
RELEASE: 2024

REGION: NORTH AMERICA

www.kingspanpanels.com



KS SERIES - VERTICAL INSTALLATION



NOTE: SEE DETAIL CI-TL-01-KSV, CI-TL-02-KSV, AND CI-TL-04-KSV
FOR TYPICAL TRIM LAP INSTRUCTIONS

REVISION	
REVISION #	DATE
8	10/26/23

FRAMED OPENING
ONE PIECE JAMB

DETAIL #: CI-FO-04-KSV

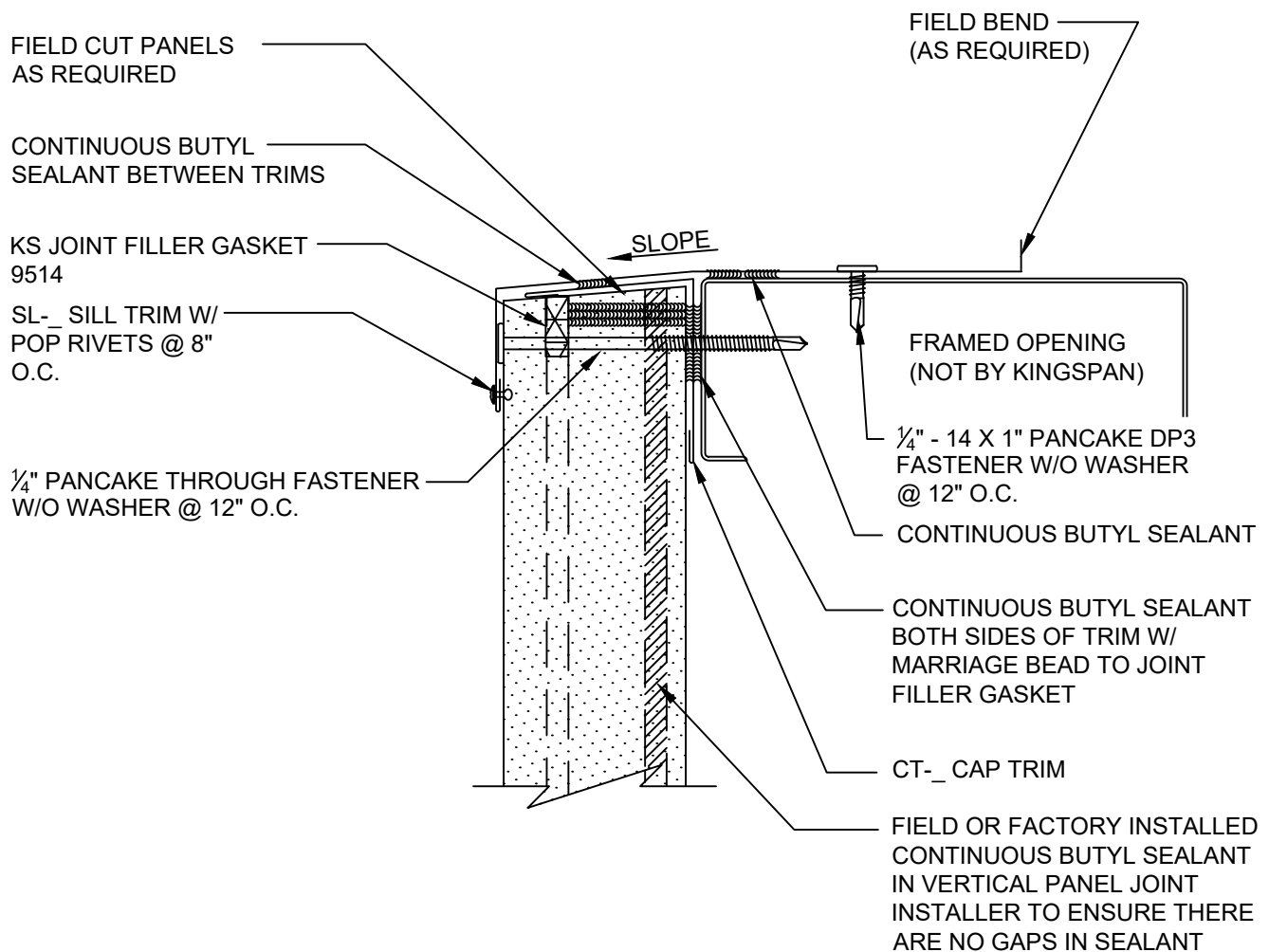
RELEASE: 2024

REGION: NORTH AMERICA

www.kingspanpanels.com



KS SERIES - VERTICAL INSTALLATION



NOTE: SEE DETAIL CI-TL-01-KSV, CI-TL-02-KSV, AND CI-TL-04-KSV
FOR TYPICAL TRIM LAP INSTRUCTIONS

REVISION	
REVISION #	DATE
8	10/26/23

FRAMED OPENING
ONE PIECE SILL

DETAIL #: CI-FO-05-KSV

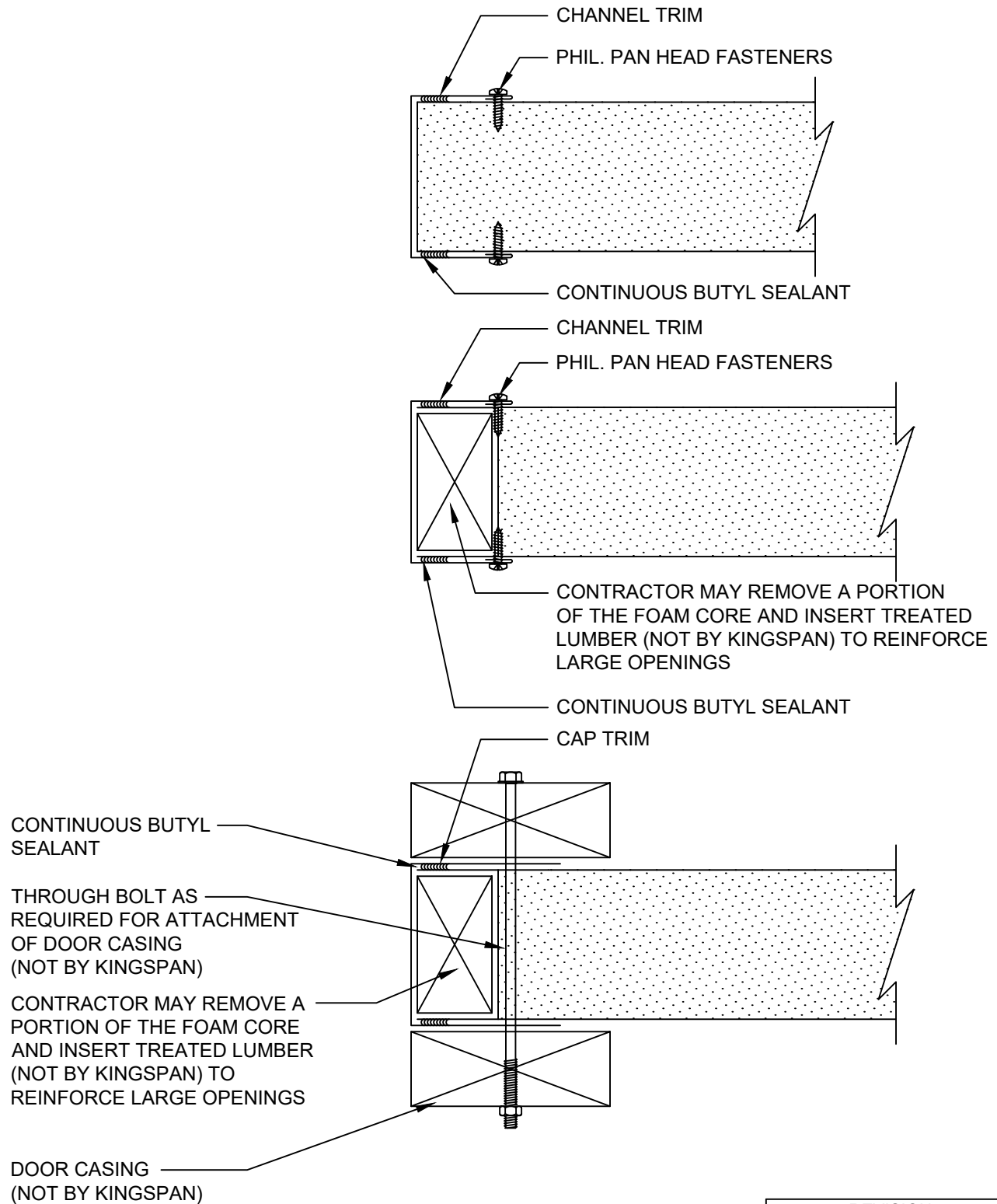
RELEASE: 2024

REGION: NORTH AMERICA

www.kingspanpanels.com



KS SERIES - VERTICAL INSTALLATION



REVISION	
REVISION #	DATE
8	10/26/23

FRAMED OPENING
PARTITION

DETAIL #: CI-FO-06-KSV

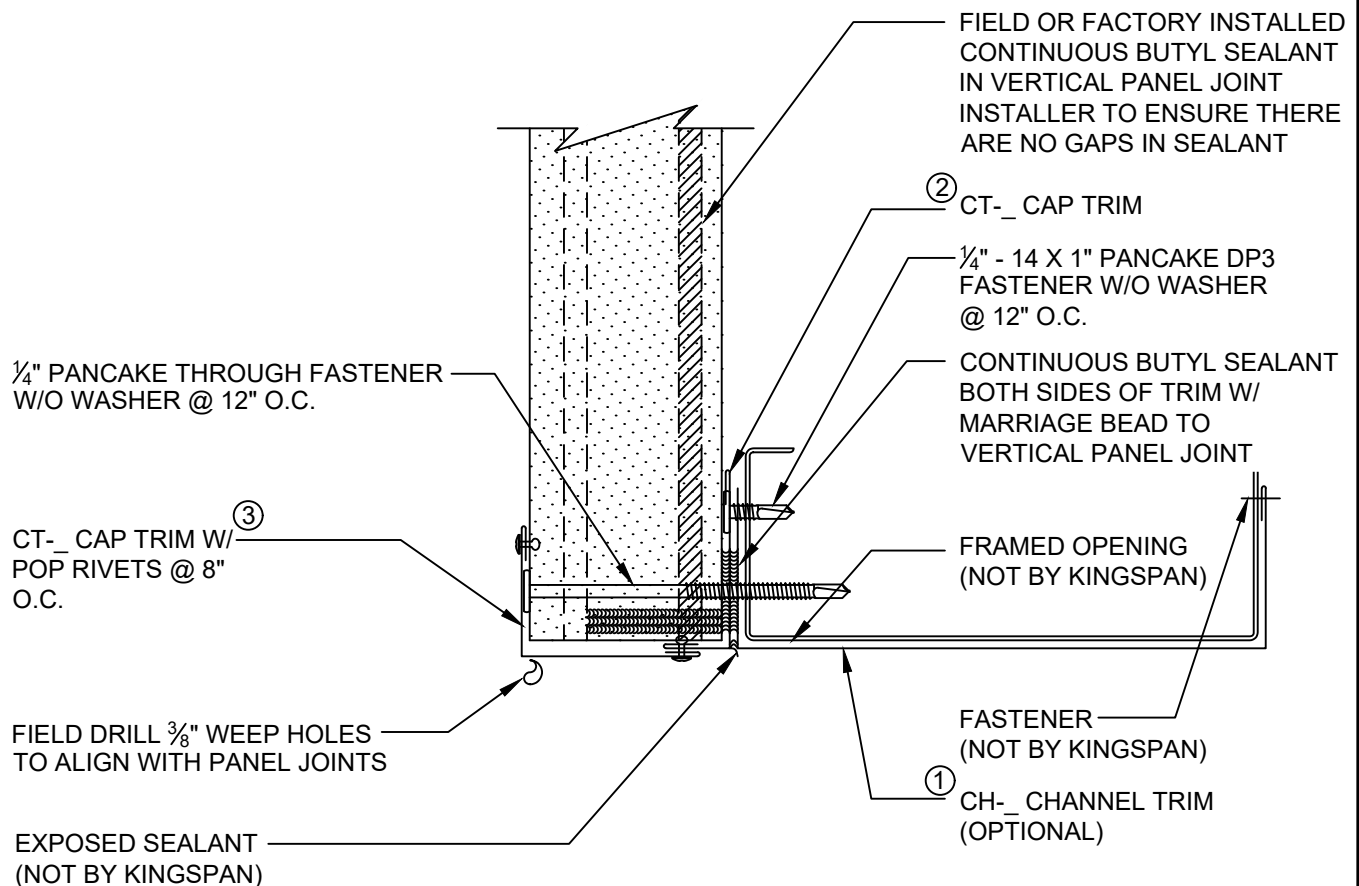
RELEASE: 2024

REGION: NORTH AMERICA

www.kingspanpanels.com



KS SERIES - VERTICAL INSTALLATION



TRIM INSTALLATION SEQUENCE:

- ① INSTALL CHANNEL TRIM (OPTIONAL) & ALL APPLICABLE SEALANTS
- ② INSTALL INTERIOR CAP TRIM & ALL APPLICABLE SEALANTS PRIOR TO INSTALLING THE PANEL AND THROUGH FASTENERS
- ③ INSTALL EXTERIOR CAP TRIM

NOTE: SEE DETAIL CI-TL-01-KSV, CI-TL-02-KSV, AND CI-TL-04-KSV FOR TYPICAL TRIM LAP INSTRUCTIONS

REVISION	
REVISION #	DATE
8	10/26/23

OVERHEAD DOOR
TWO PIECE HEADER

DETAIL #: CI-FO-07-KSV

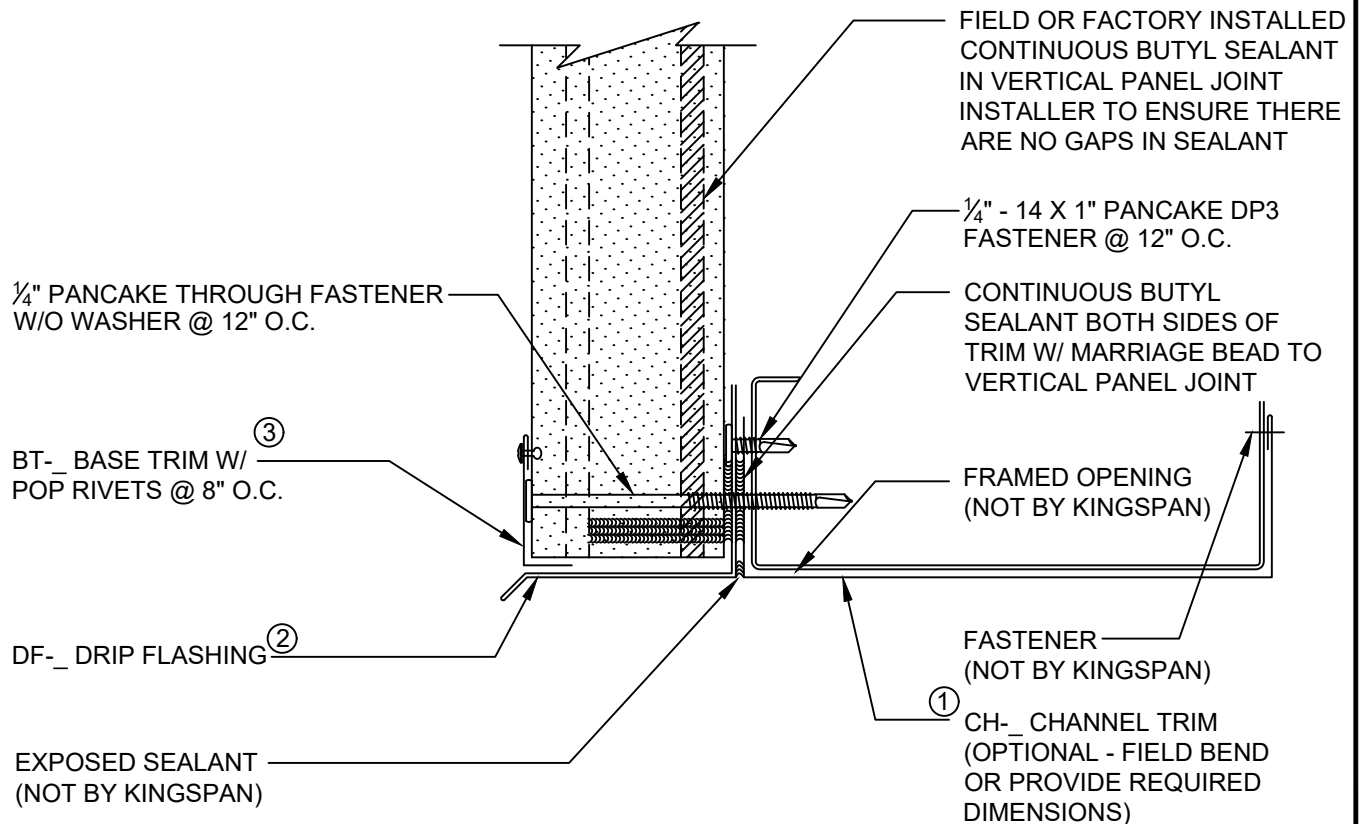
RELEASE: 2024

REGION: NORTH AMERICA

www.kingspanpanels.com



KS SERIES - VERTICAL INSTALLATION



TRIM INSTALLATION SEQUENCE:

- ① INSTALL CHANNEL TRIM (OPTIONAL) & ALL APPLICABLE SEALANTS
- ② INSTALL DRIP FLASHING & ALL APPLICABLE SEALANTS PRIOR TO INSTALLING THE PANEL AND THROUGH FASTENERS
- ③ INSTALL EXTERIOR CAP TRIM

NOTE: SEE DETAIL CI-TL-01-KSV, CI-TL-02-KSV, AND CI-TL-04-KSV FOR TYPICAL TRIM LAP INSTRUCTIONS

REVISION	
REVISION #	DATE
8	10/26/23

OVERHEAD DOOR
HEAD W/ DRIP EDGE

DETAIL #: CI-FO-08-KSV

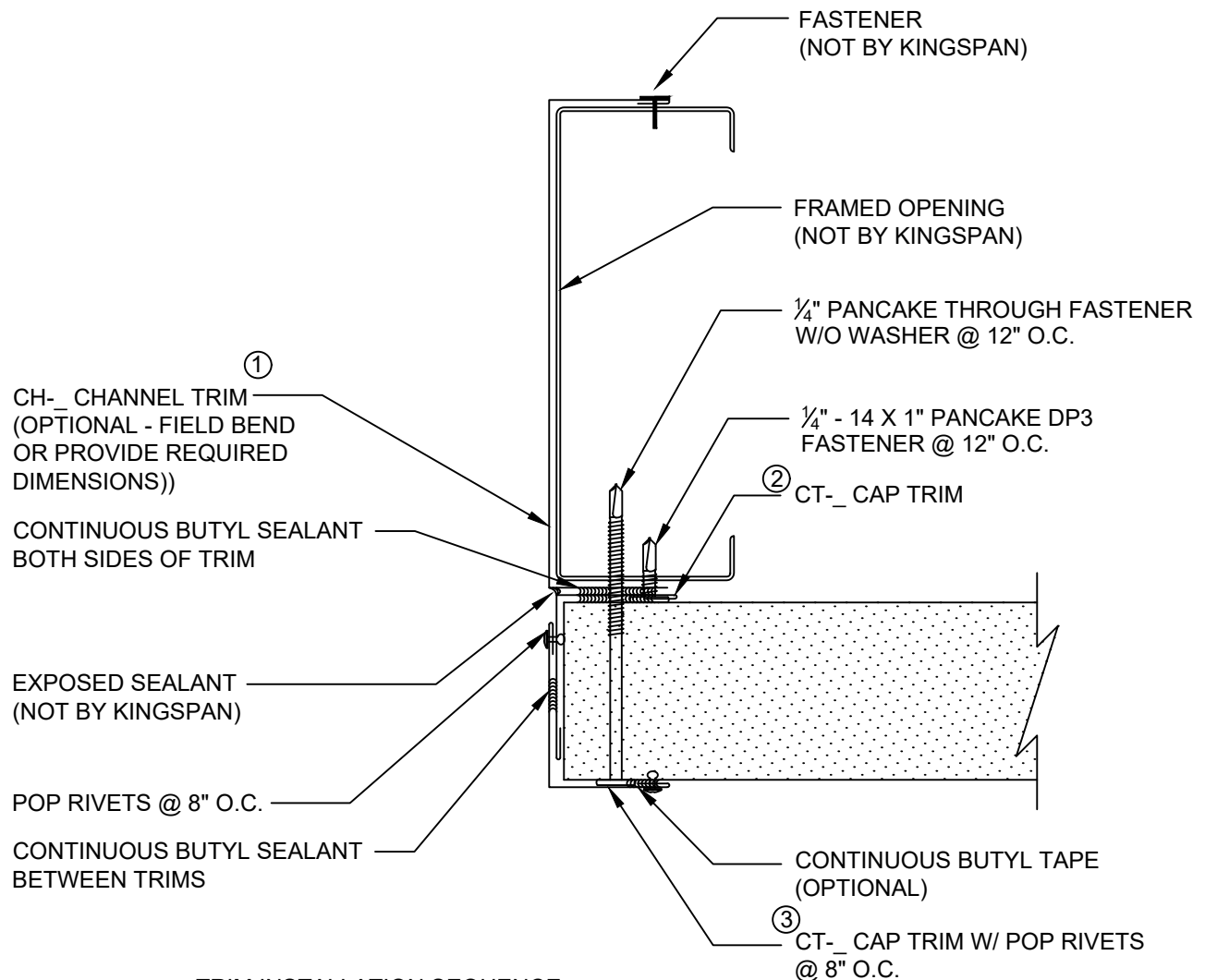
RELEASE: 2024

REGION: NORTH AMERICA

www.kingspanpanels.com



KS SERIES - VERTICAL INSTALLATION



TRIM INSTALLATION SEQUENCE:

- ① INSTALL CHANNEL TRIM (OPTIONAL) & ALL APPLICABLE SEALANTS
- ② INSTALL INTERIOR CAP TRIM & ALL APPLICABLE SEALANTS PRIOR TO INSTALLING THE PANEL AND THROUGH FASTENERS
- ③ INSTALL EXTERIOR CAP TRIM

NOTE: SEE DETAIL CI-TL-01-KSV, CI-TL-02-KSV, AND CI-TL-04-KSV
FOR TYPICAL TRIM LAP INSTRUCTIONS

REVISION	
REVISION #	DATE
8	10/26/23

OVERHEAD DOOR
TWO-PIECE JAMB

DETAIL #: CI-FO-09-KSV

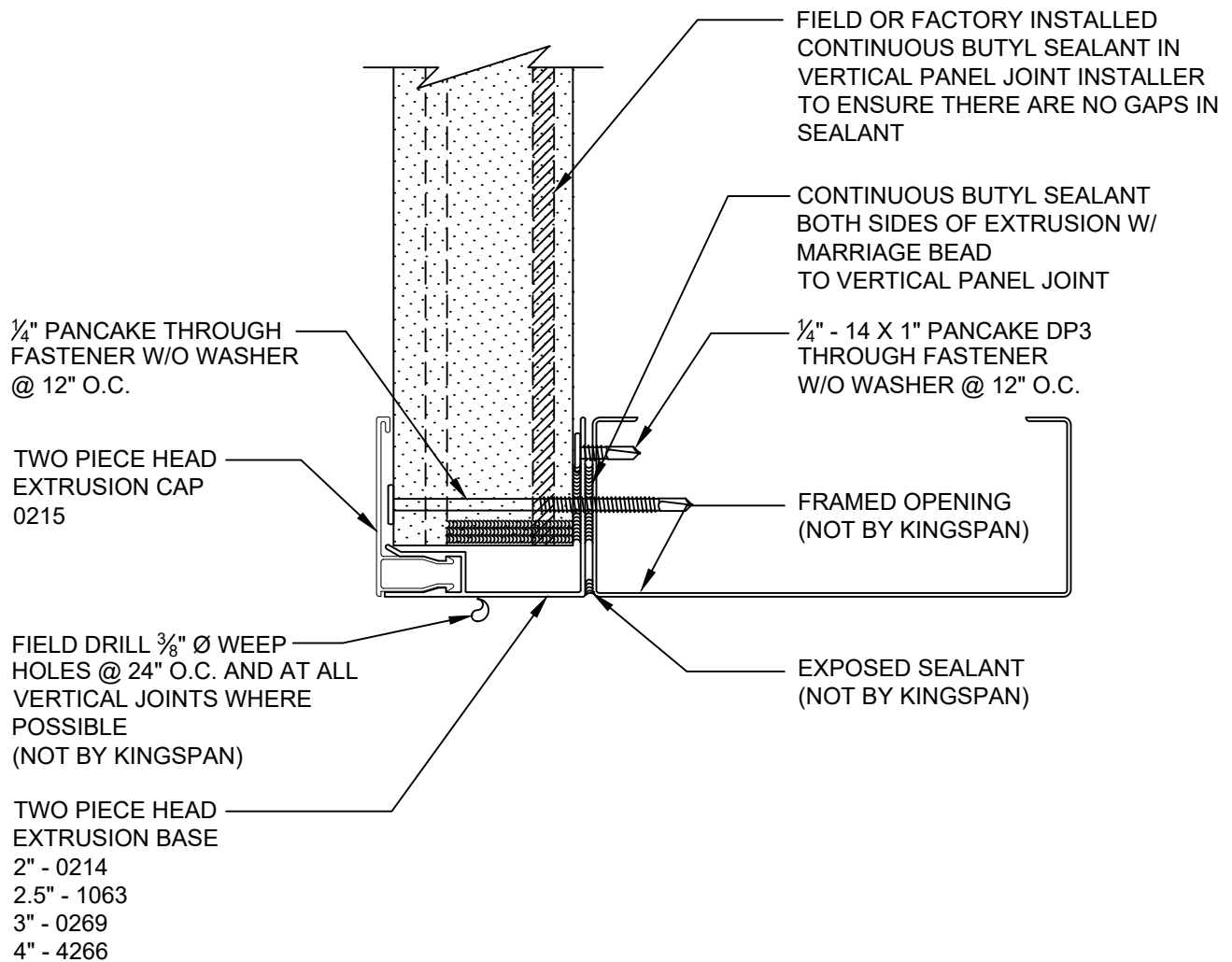
RELEASE: 2024

REGION: NORTH AMERICA

www.kingspanpanels.com



KS SERIES - VERTICAL INSTALLATION



REVISION	
REVISION #	DATE
8	10/26/23

HEADER W/
EXTRUSION

DETAIL #: CI-FO-10-KSV

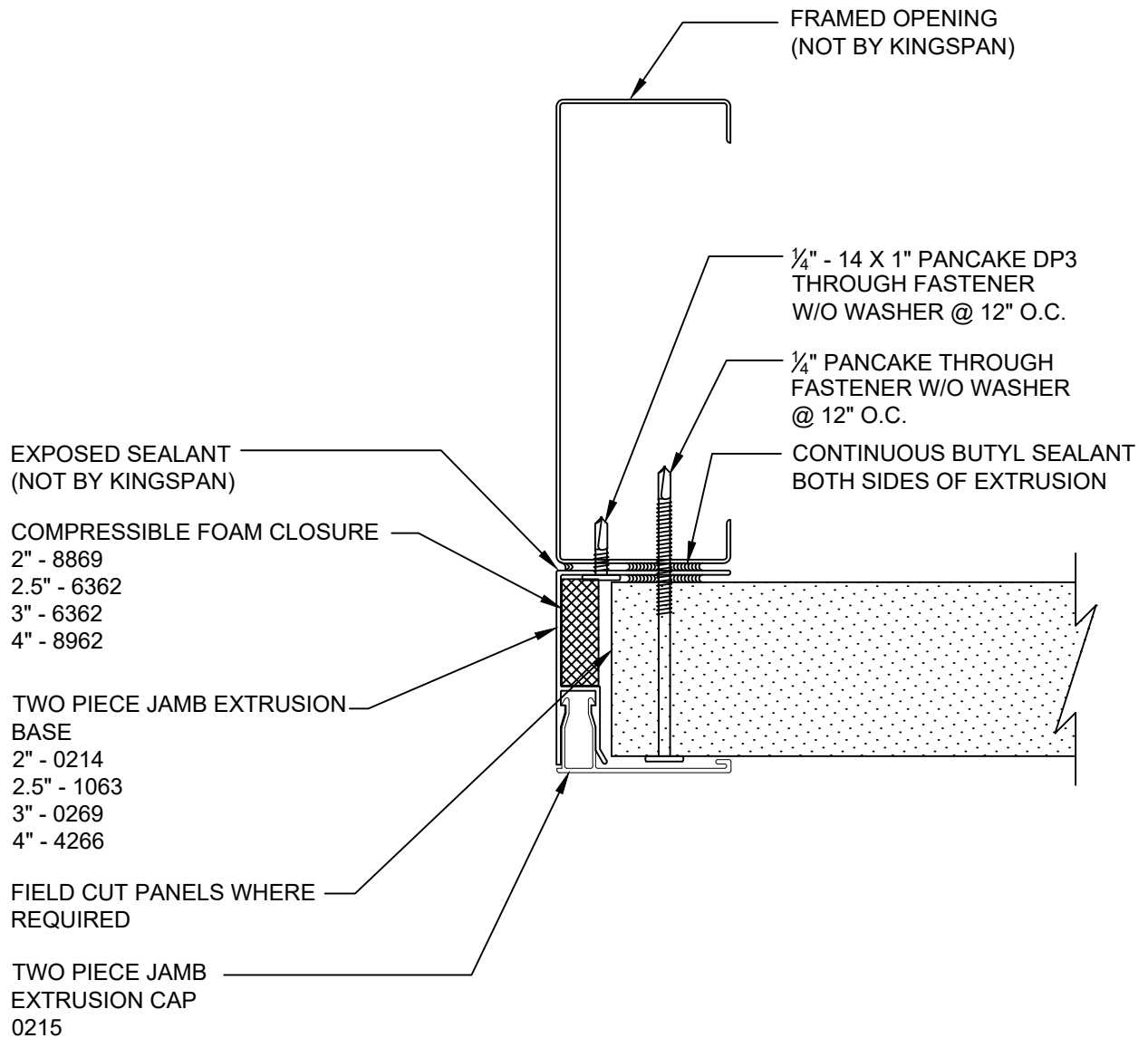
RELEASE: 2024

REGION: NORTH AMERICA

www.kingspanpanels.com



KS SERIES - VERTICAL INSTALLATION



REVISION	
REVISION #	DATE
8	10/26/23

JAMB W/ EXTRUSION

DETAIL #: CI-FO-11-KSV

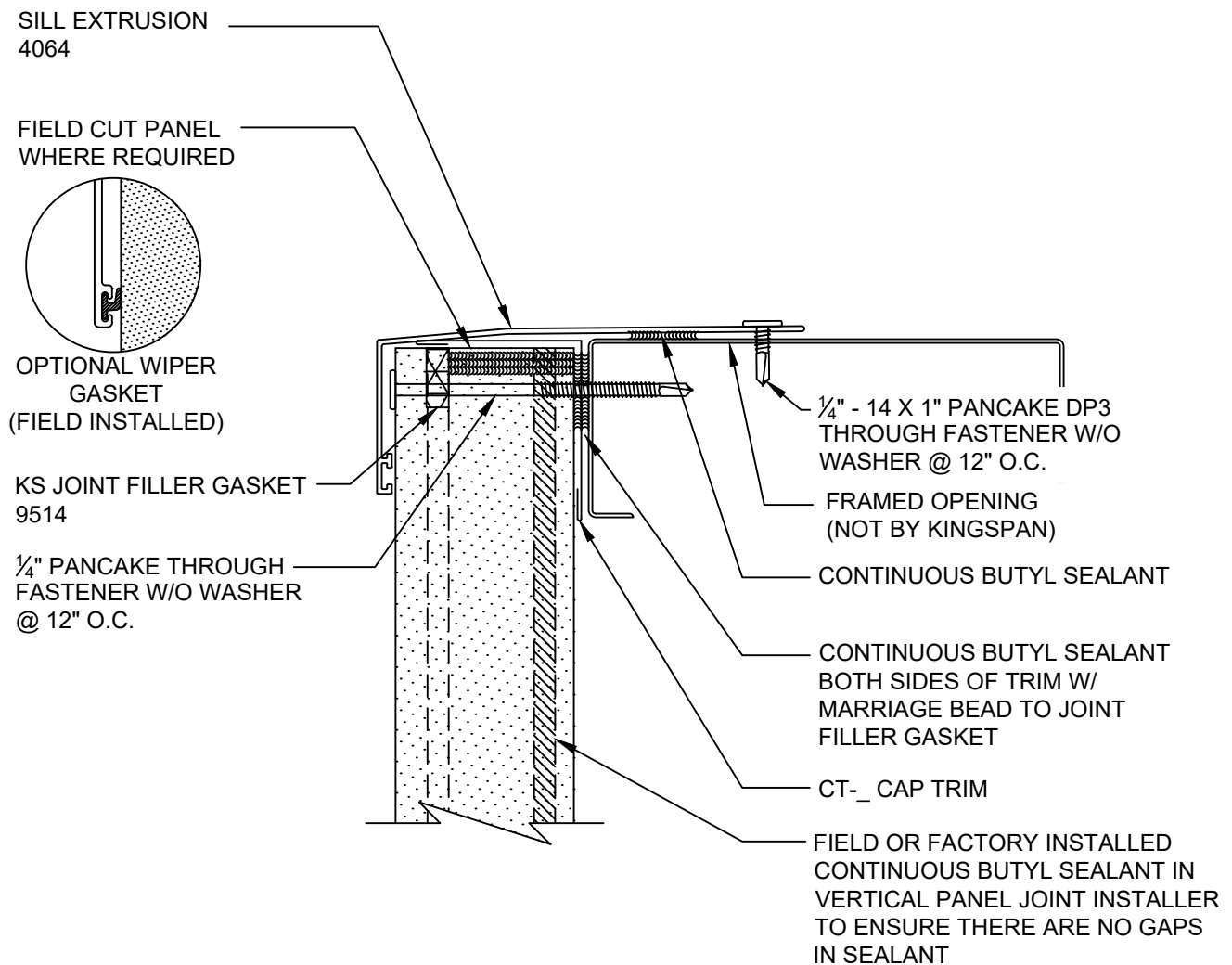
RELEASE: 2024

REGION: NORTH AMERICA

www.kingspanpanels.com



KS SERIES - VERTICAL INSTALLATION



REVISION	
REVISION #	DATE
8	10/26/23

SILL W/ EXTRUSION

DETAIL #: CI-FO-12-KSV

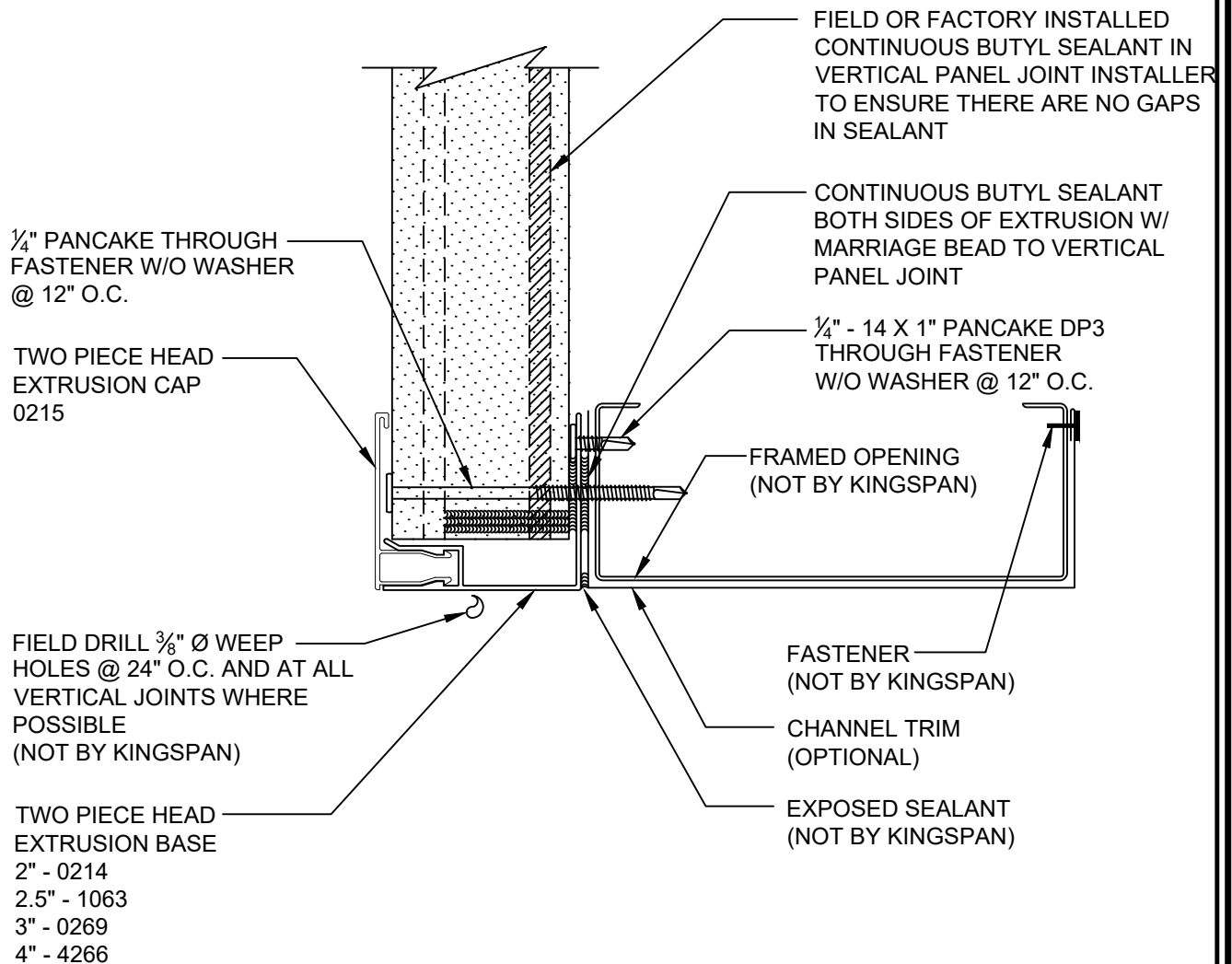
RELEASE: 2024

REGION: NORTH AMERICA

www.kingspanpanels.com



KS SERIES - VERTICAL INSTALLATION



REVISION	
REVISION #	DATE
8	10/26/23

O.H. DOOR HEAD W/
EXTRUSION

DETAIL #: CI-FO-13-KSV

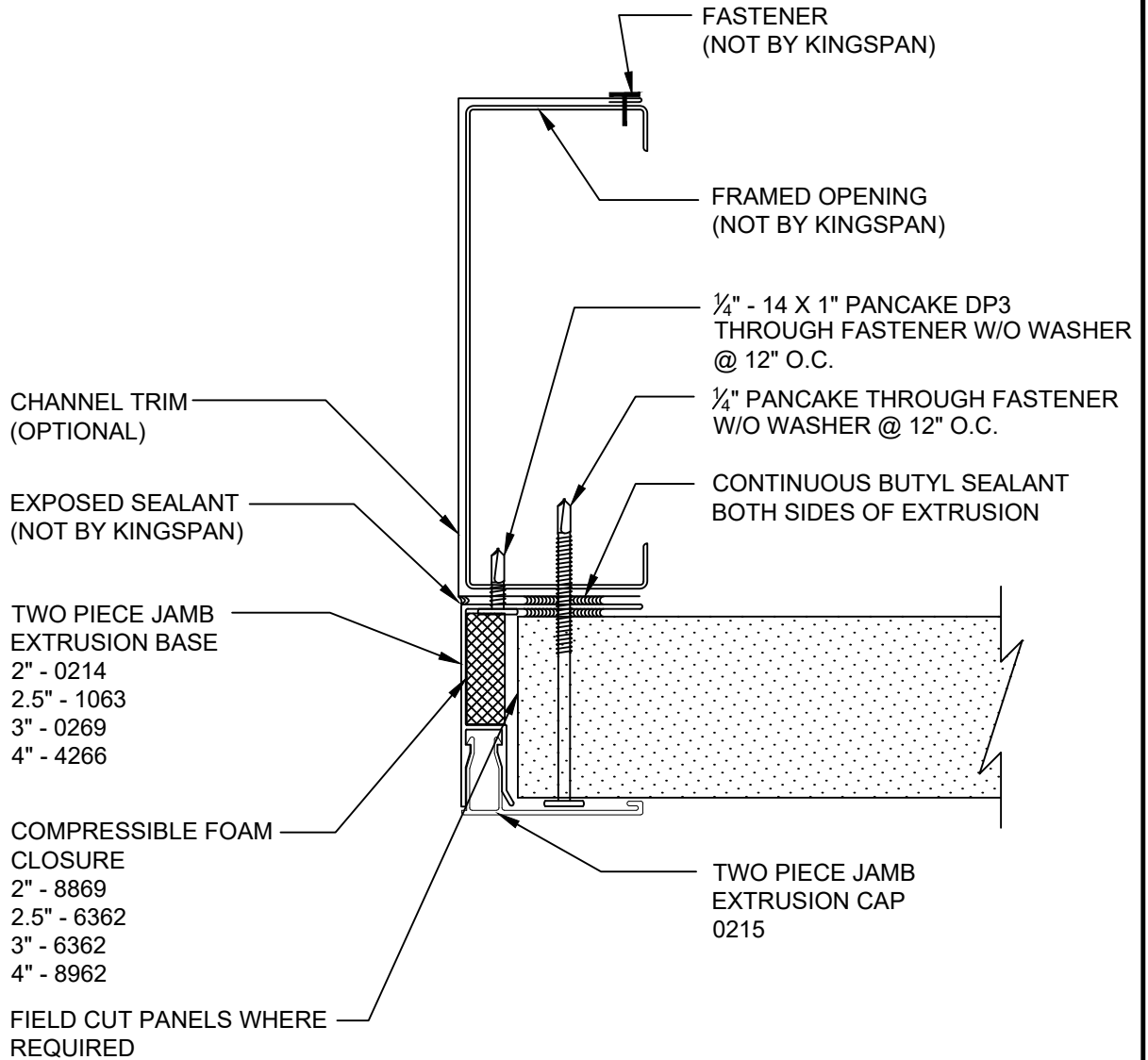
RELEASE: 2024

REGION: NORTH AMERICA

www.kingspanpanels.com



KS SERIES - VERTICAL INSTALLATION



REVISION	
REVISION #	DATE
8	10/26/23

O.H. DOOR JAMB W/
EXTRUSION

DETAIL #: CI-FO-14-KSV

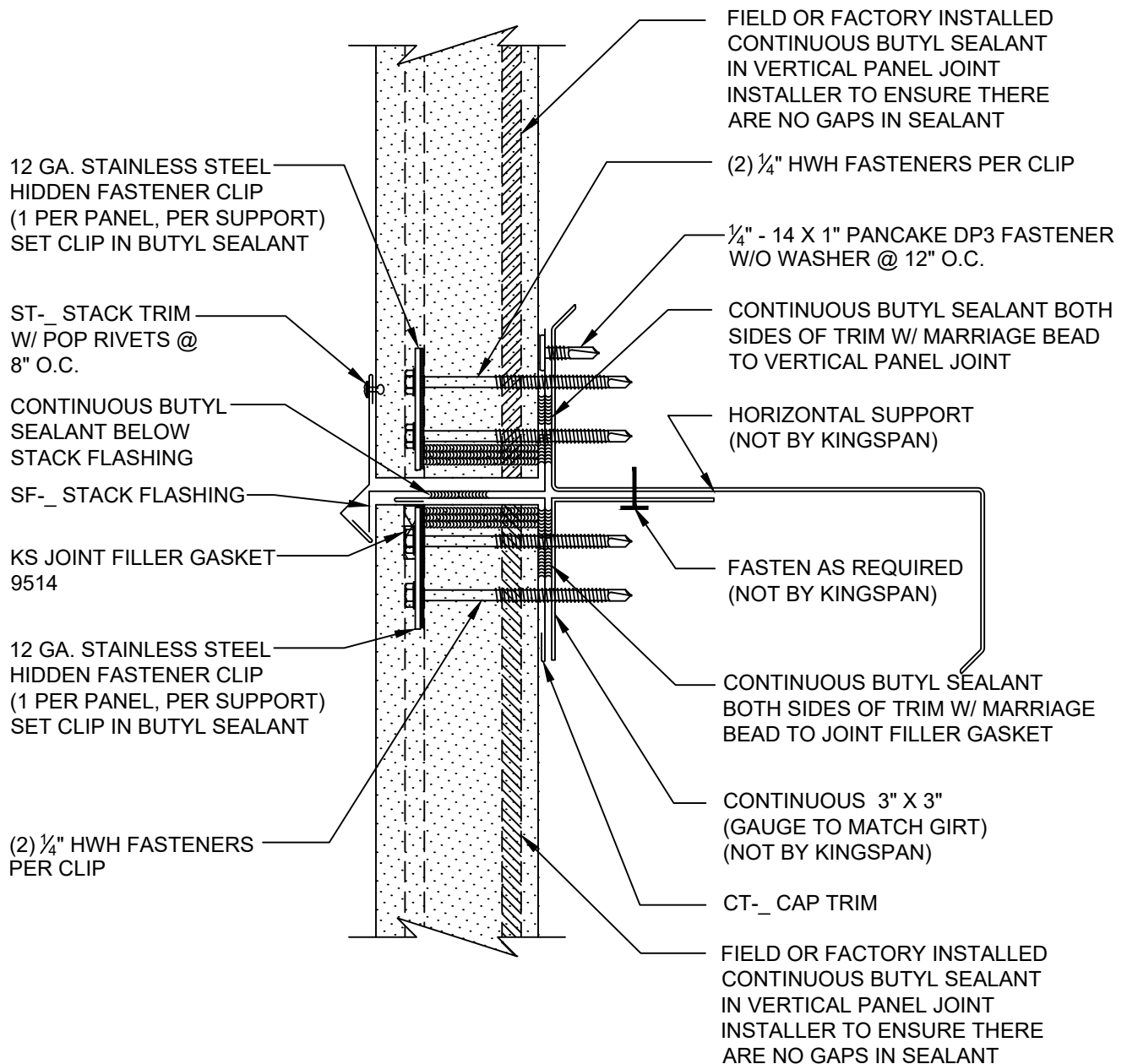
RELEASE: 2024

REGION: NORTH AMERICA

www.kingspanpanels.com



KS SERIES - VERTICAL INSTALLATION



REVISION	
REVISION #	DATE
8	10/26/23

STACK JOINT

DETAIL #: CI-SJ-01-KSV

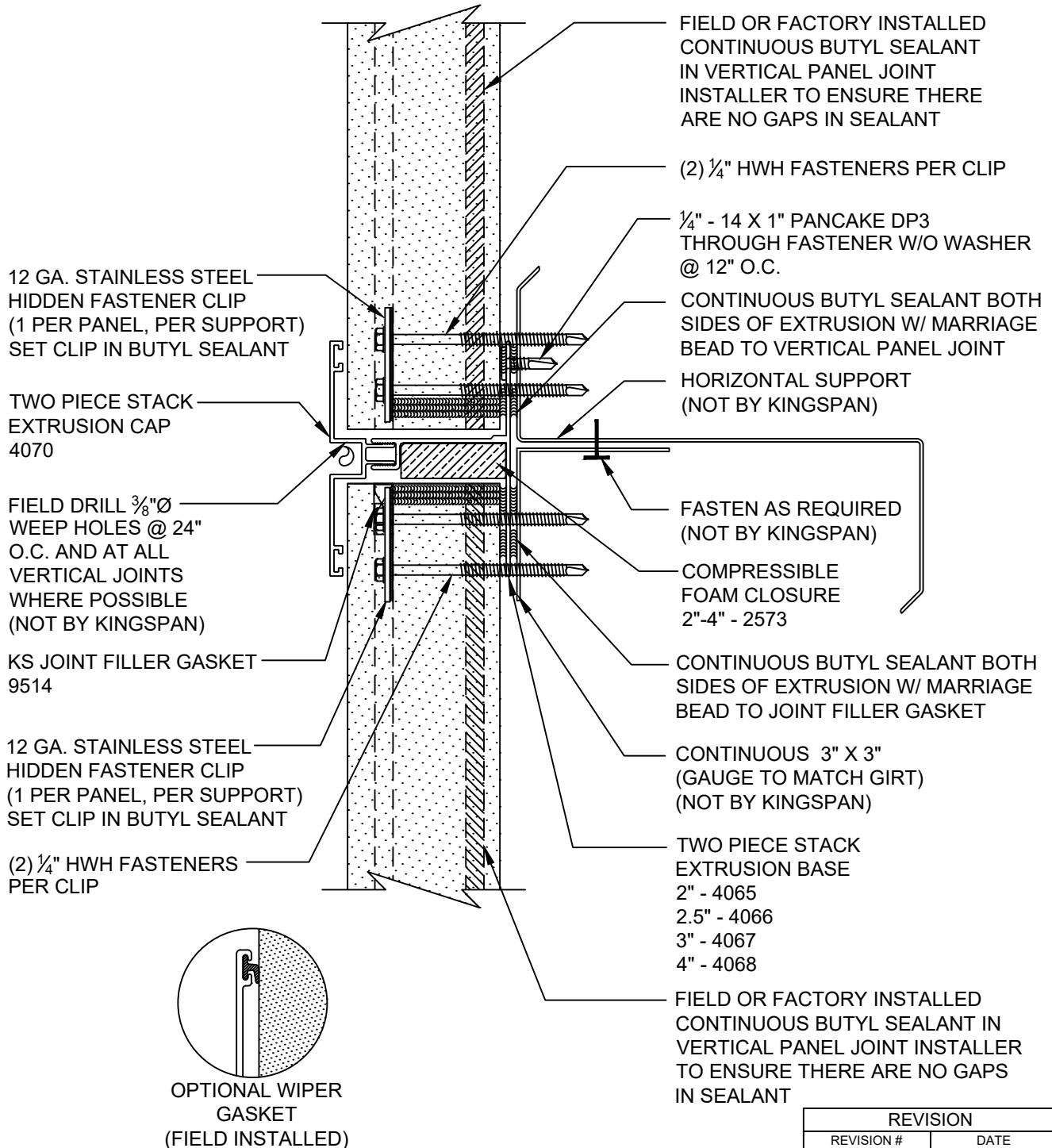
RELEASE: 2024

REGION: NORTH AMERICA

www.kingspanpanels.com



KS SERIES - VERTICAL INSTALLATION



REVISION	
REVISION #	DATE
8	10/26/23

STACK JOINT WITH
EXTRUSION

DETAIL #: CI-SJ-02-KSV

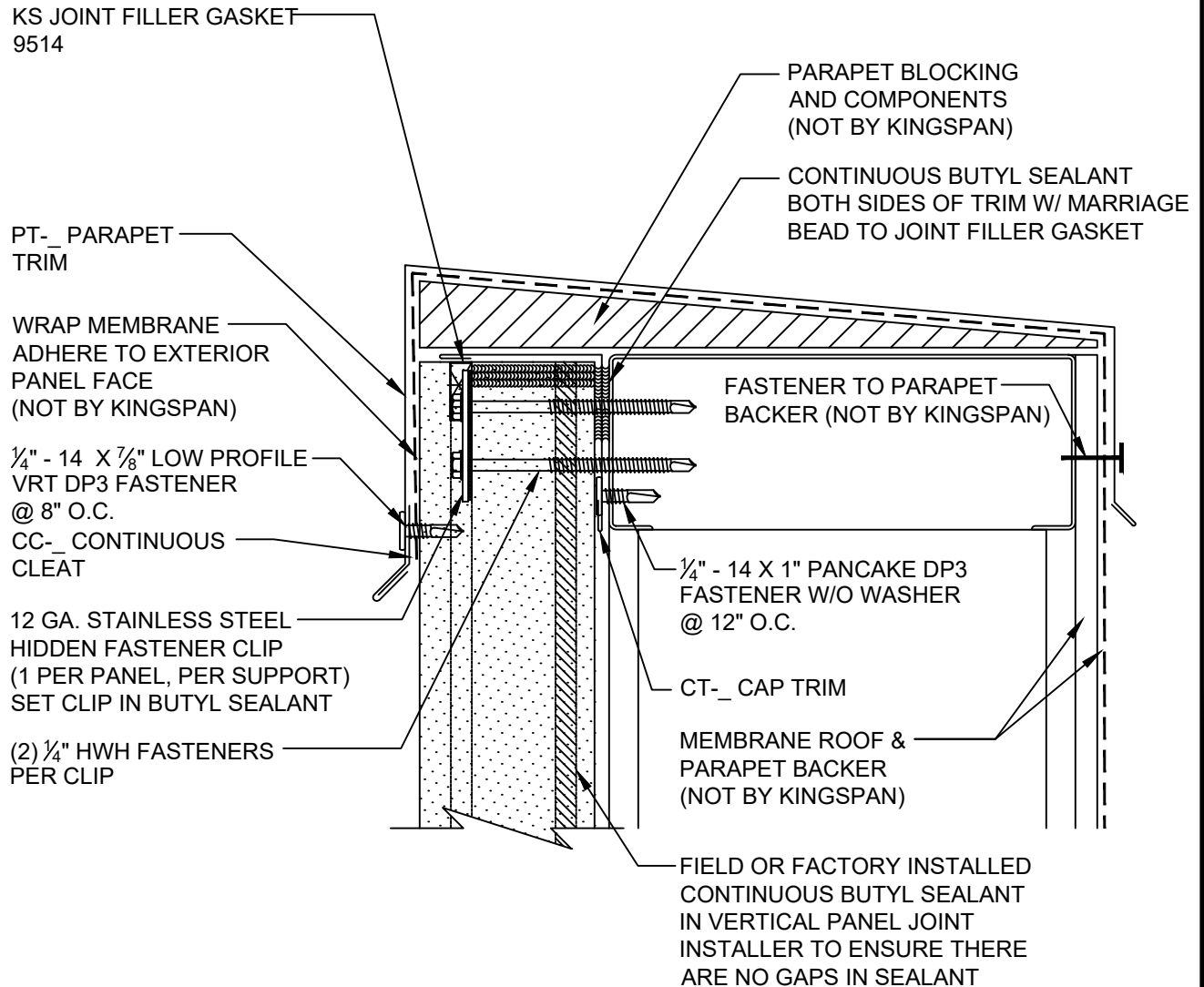
RELEASE: 2024

REGION: NORTH AMERICA

www.kingspanpanels.com



KS SERIES - VERTICAL INSTALLATION



REVISION	
REVISION #	DATE
8	10/26/23

PARAPET
WITH FLUSH TRIM

DETAIL #: CI-PR-01-KSV

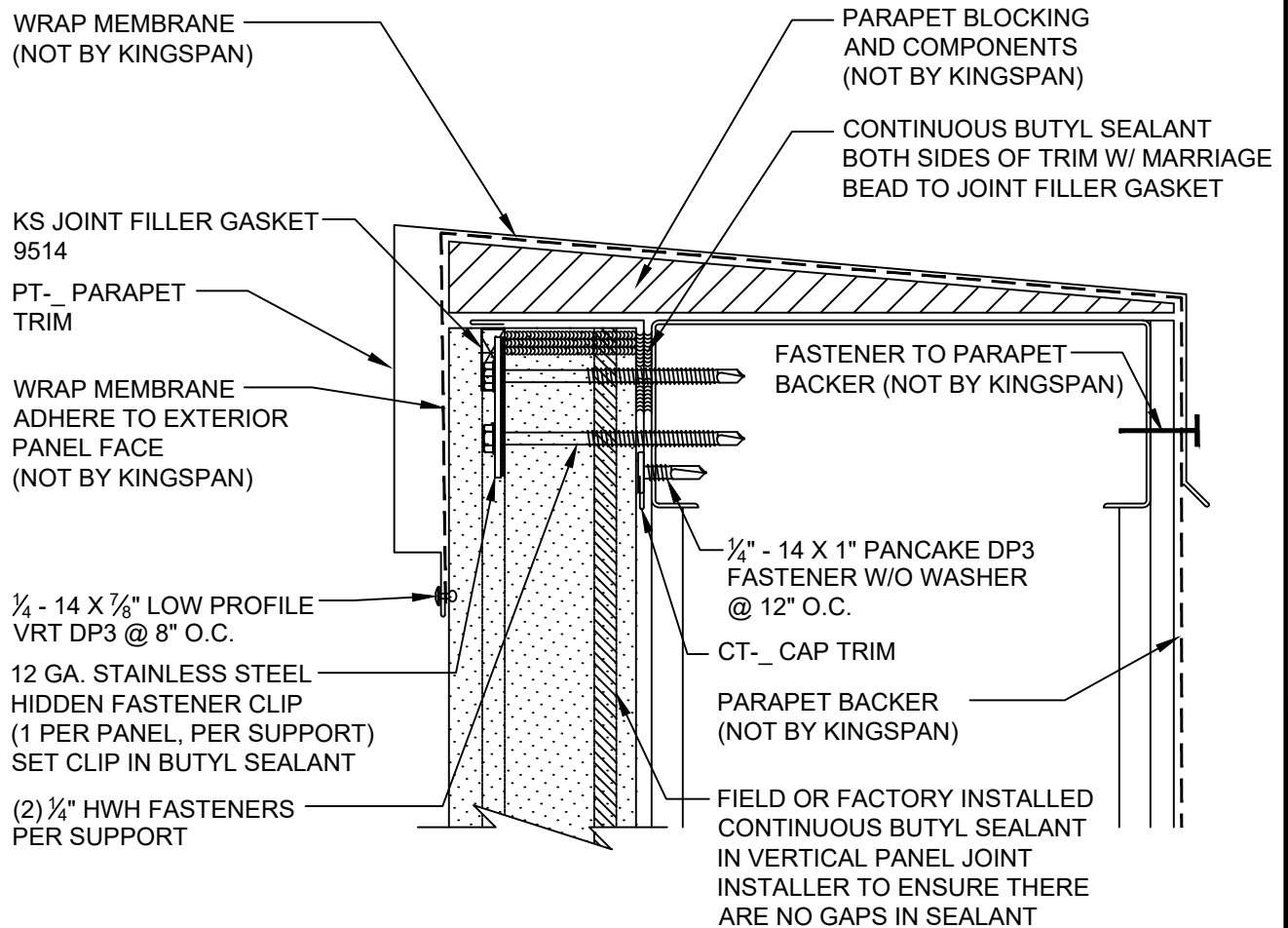
RELEASE: 2024

REGION: NORTH AMERICA

www.kingspanpanels.com



KS SERIES - VERTICAL INSTALLATION



REVISION	
REVISION #	DATE
8	10/26/23

PARAPET WITH PROFILED TRIM

DETAIL #: CI-PR-02-KSV

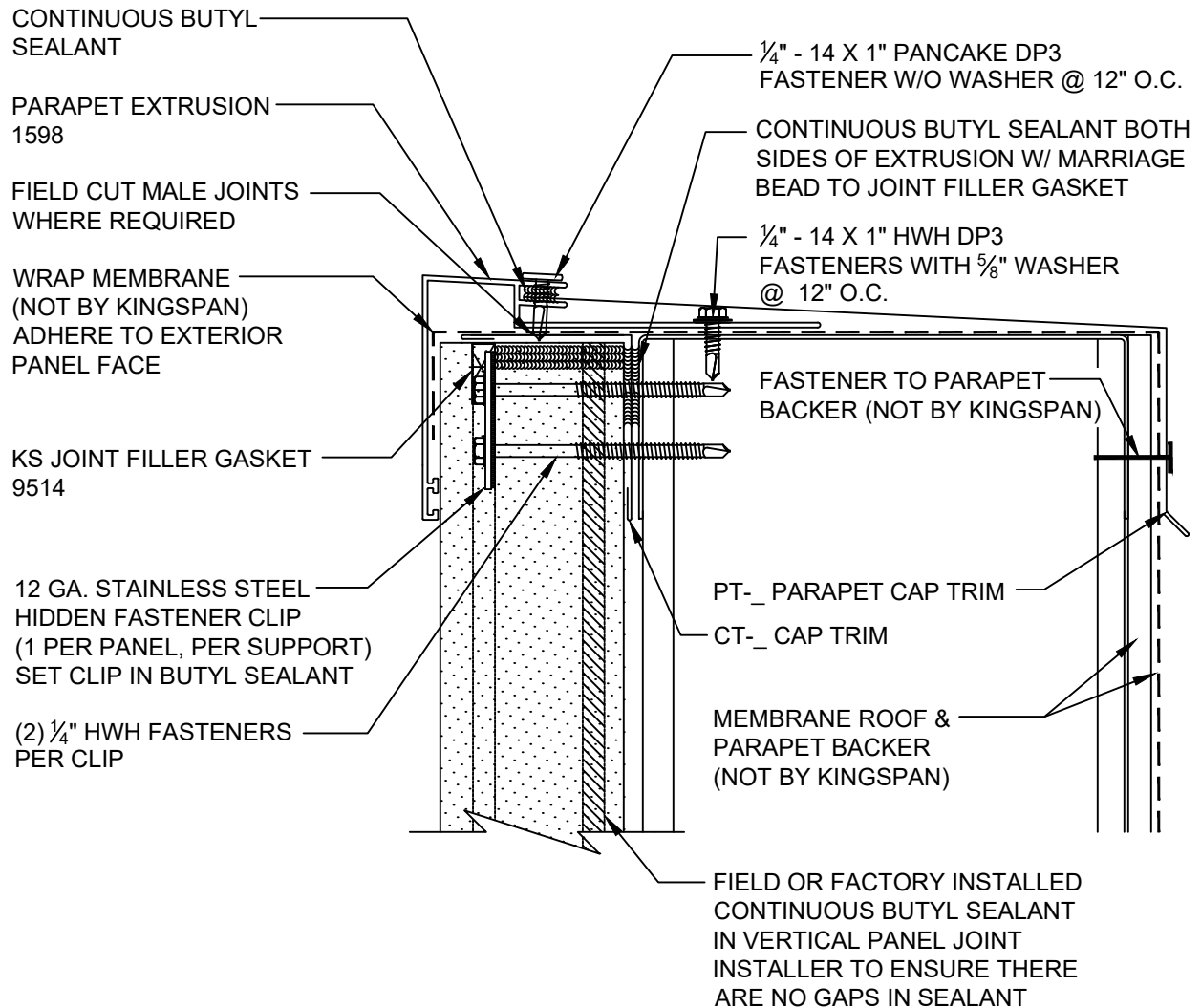
RELEASE: 2024

REGION: NORTH AMERICA

www.kingspanpanels.com



KS SERIES - VERTICAL INSTALLATION



REVISION	
REVISION #	DATE
8	10/26/23

PARAPET
WITH EXTRUSION

DETAIL #: CI-PR-03-KSV

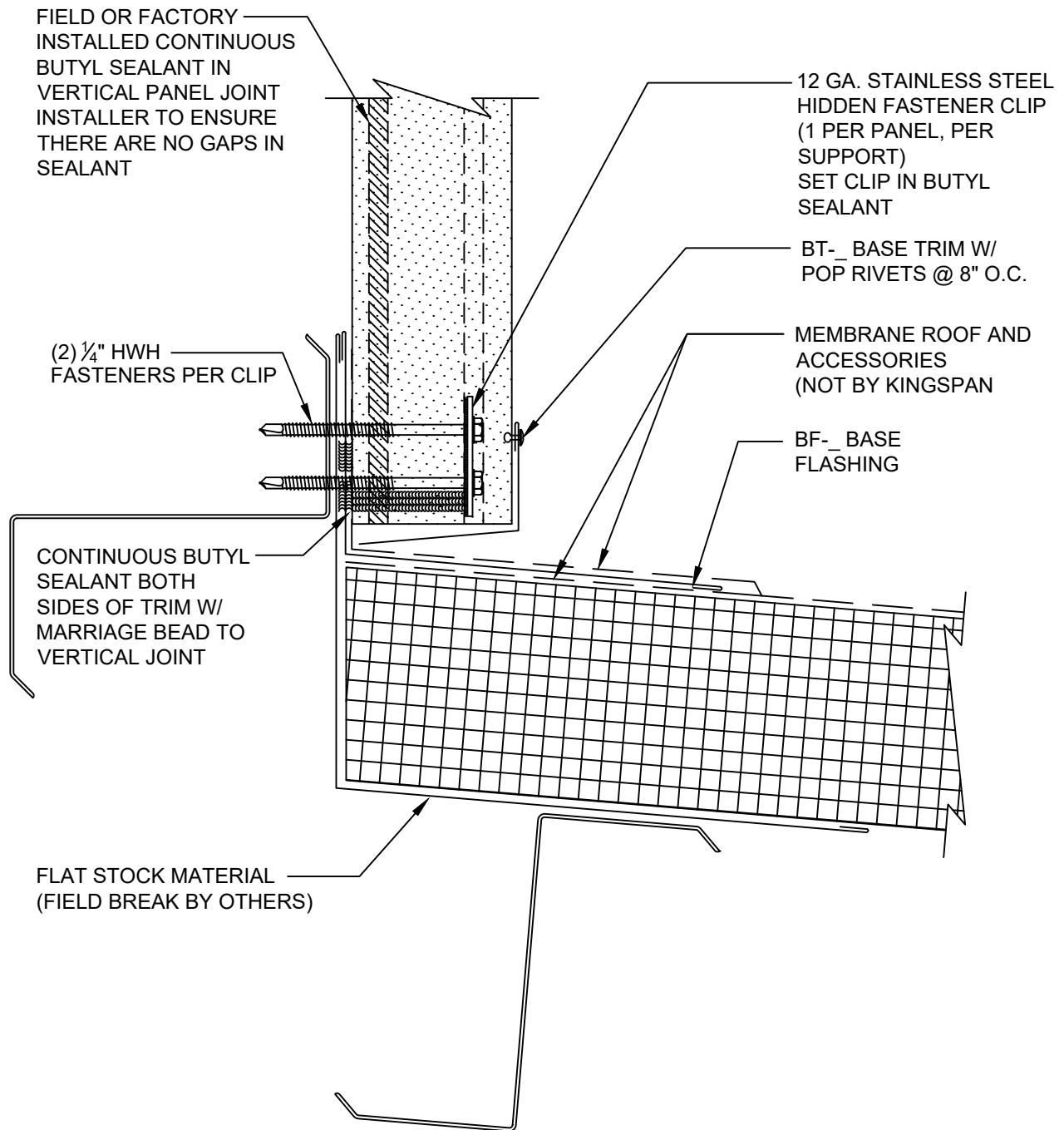
RELEASE: 2024

REGION: NORTH AMERICA

www.kingspanpanels.com



KS SERIES - VERTICAL INSTALLATION



REVISION	
REVISION #	DATE
8	10/26/23

WALL TO ROOF

DETAIL #: CI-WR-01-KSV

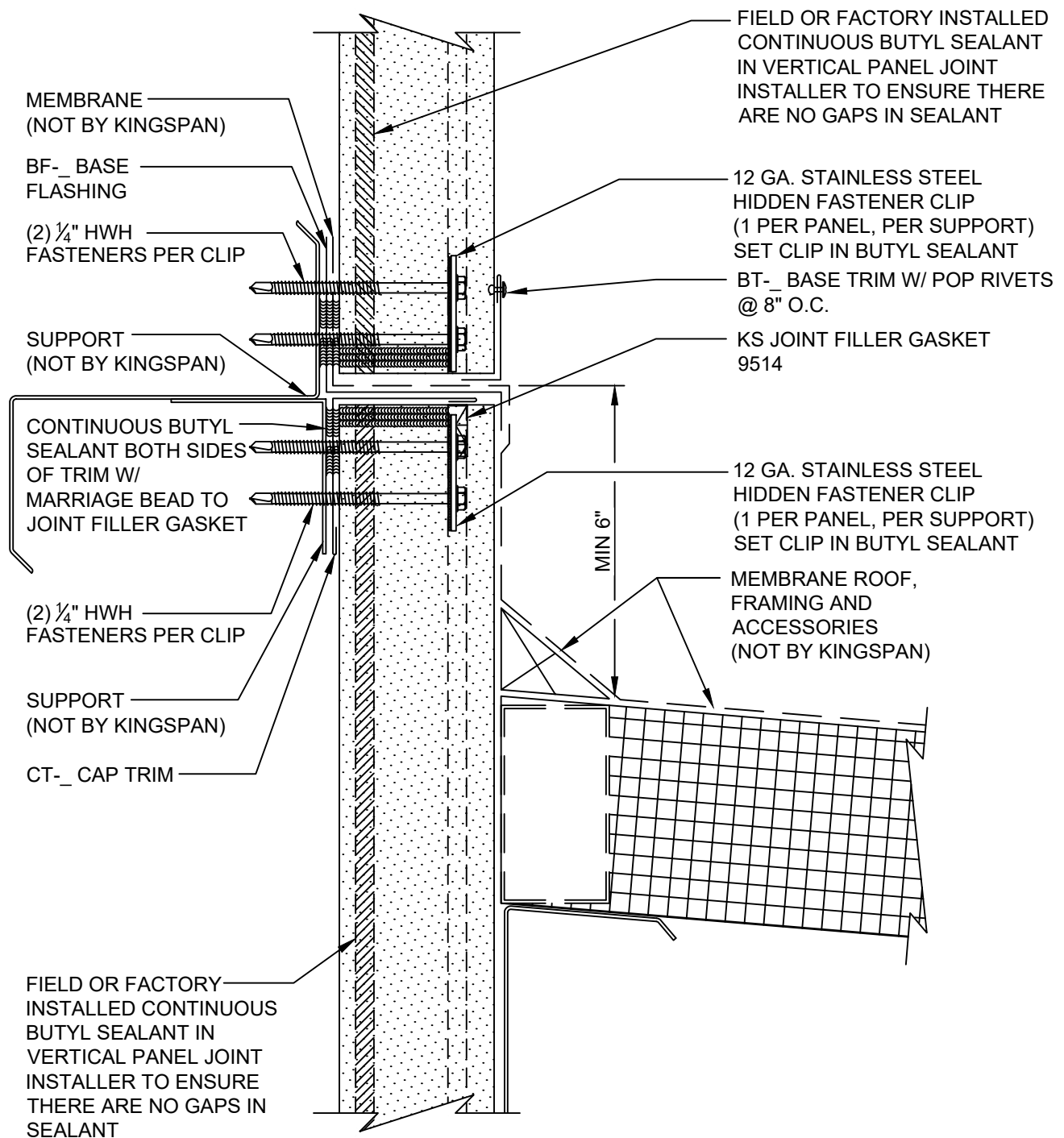
RELEASE: 2024

REGION: NORTH AMERICA

www.kingspanpanels.com



KS SERIES - VERTICAL INSTALLATION



REVISION	
REVISION #	DATE
8	10/26/23

CONTINUOUS WALL AT
ROOF / CANOPY

DETAIL #: CI-WR-02-KSV

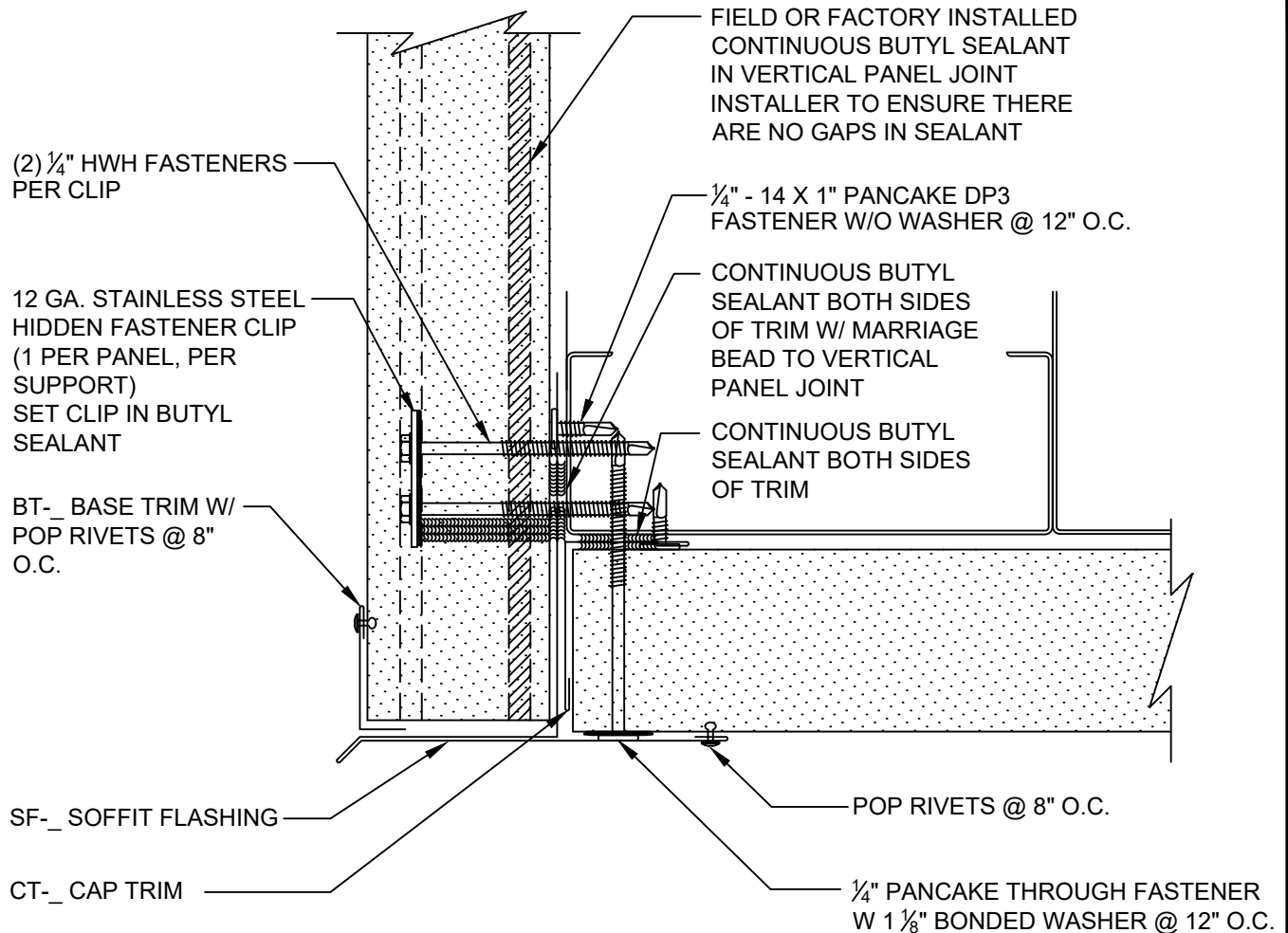
RELEASE: 2024

REGION: NORTH AMERICA

www.kingspanpanels.com



KS SERIES - VERTICAL INSTALLATION



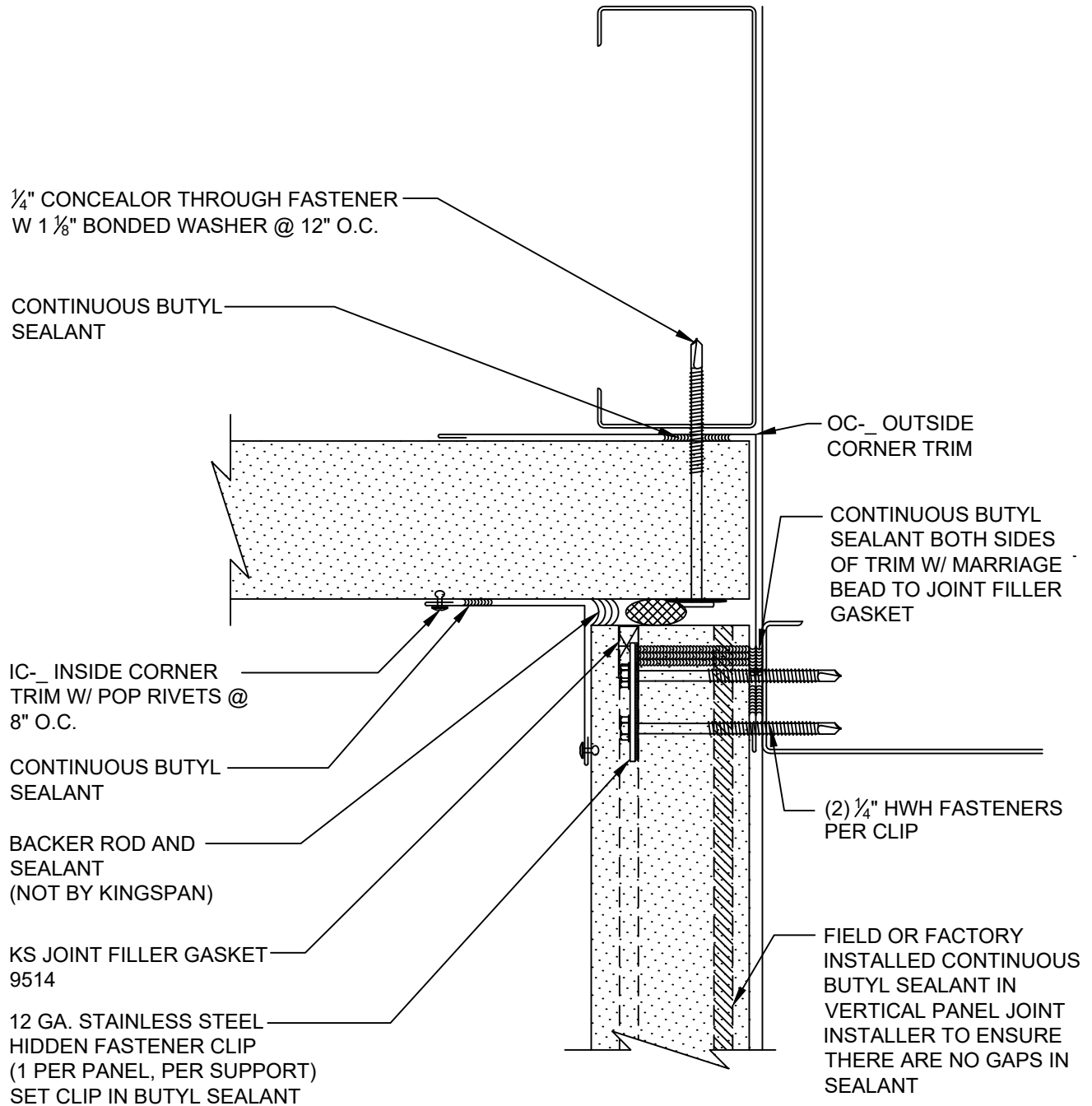
REVISION	
REVISION #	DATE
8	10/26/23

WALL ABOVE TO
HORIZONTAL SOFFIT

DETAIL #: CI-SO-01-KSV
RELEASE: 2024
REGION: NORTH AMERICA
www.kingspanpanels.com



KS SERIES - VERTICAL INSTALLATION



REVISION	
REVISION #	DATE
8	10/26/23

WALL BELOW TO
HORIZONTAL SOFFIT

DETAIL #: CI-SO-02-KSV

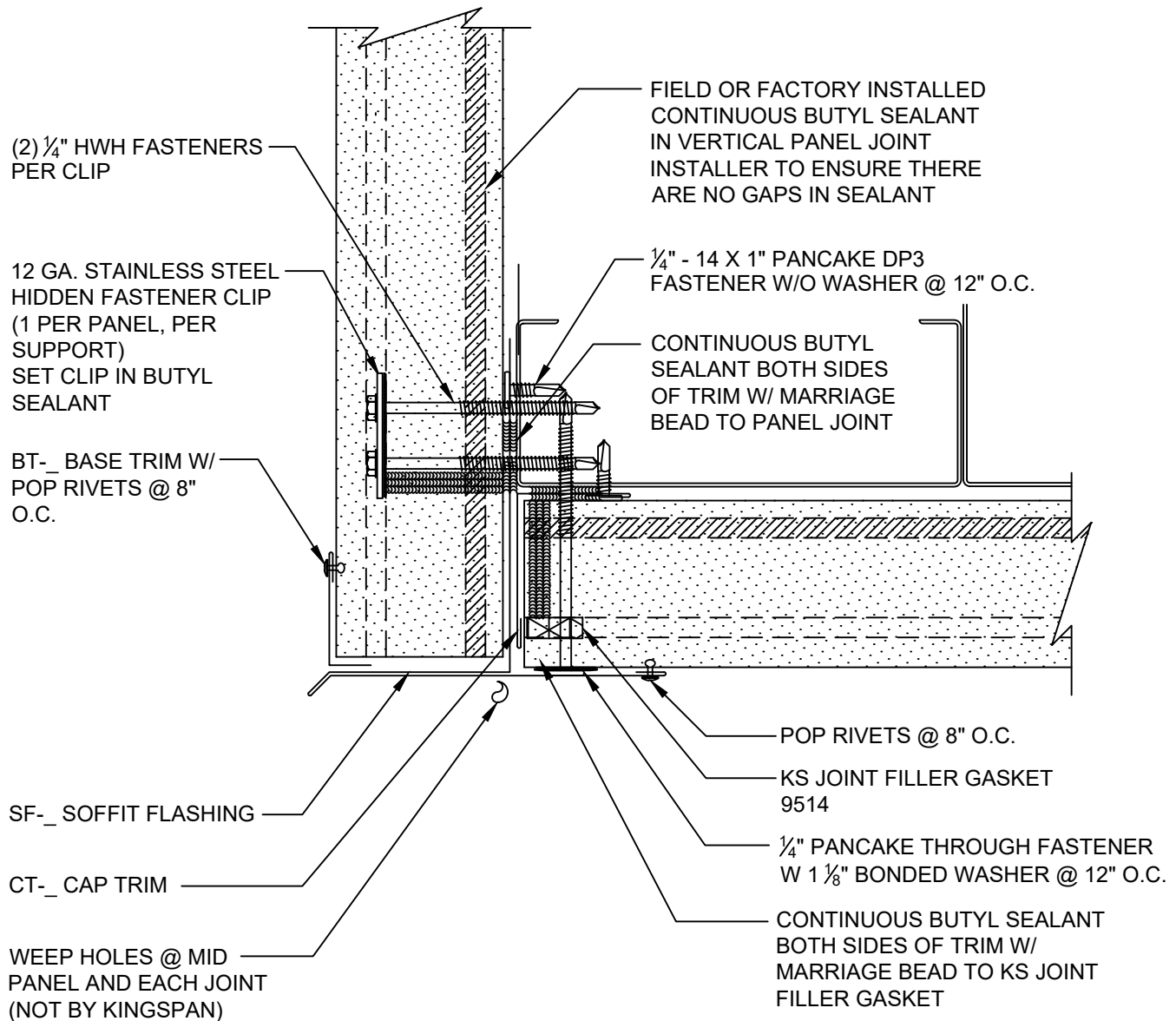
RELEASE: 2024

REGION: NORTH AMERICA

www.kingspanpanels.com



KS SERIES - VERTICAL INSTALLATION



REVISION	
REVISION #	DATE
8	10/26/23

WALL ABOVE TO
VERTICAL SOFFIT

DETAIL #: CI-SO-03-KSV

RELEASE: 2024

REGION: NORTH AMERICA

www.kingspanpanels.com



KS SERIES - VERTICAL INSTALLATION

1/4" PANCAKE THROUGH FASTENER
W 1 1/8" BONDED WASHER @ 12" O.C.

CONTINUOUS BUTYL
SEALANT W/ MARRIAGE
BEAD TO KS JOINT
FILLER GASKET

KS JOINT FILLER GASKET
9514 W/ MARRIAGE BEAD

OC- OUTSIDE
CORNER TRIM

CONTINUOUS BUTYL
SEALANT BOTH SIDES
OF TRIM W/ MARRIAGE
BEAD TO JOINT FILLER
GASKET

IC- INSIDE CORNER
TRIM W/ POP RIVETS @
8" O.C.

BACKER ROD AND
SEALANT
(NOT BY KINGSPAN)

KS JOINT FILLER GASKET
9514

12 GA. STAINLESS STEEL
HIDDEN FASTENER CLIP
(1 PER PANEL, PER SUPPORT)
SET CLIP IN BUTYL SEALANT

(2) 1/4" HWH FASTENERS
PER CLIP

FIELD OR FACTORY
INSTALLED CONTINUOUS
BUTYL SEALANT IN
VERTICAL PANEL JOINT
INSTALLER TO ENSURE
THERE ARE NO GAPS IN
SEALANT

REVISION

REVISION #	DATE
8	10/26/23

WALL BELOW TO
VERTICAL SOFFIT

DETAIL #: CI-SO-04-KSV

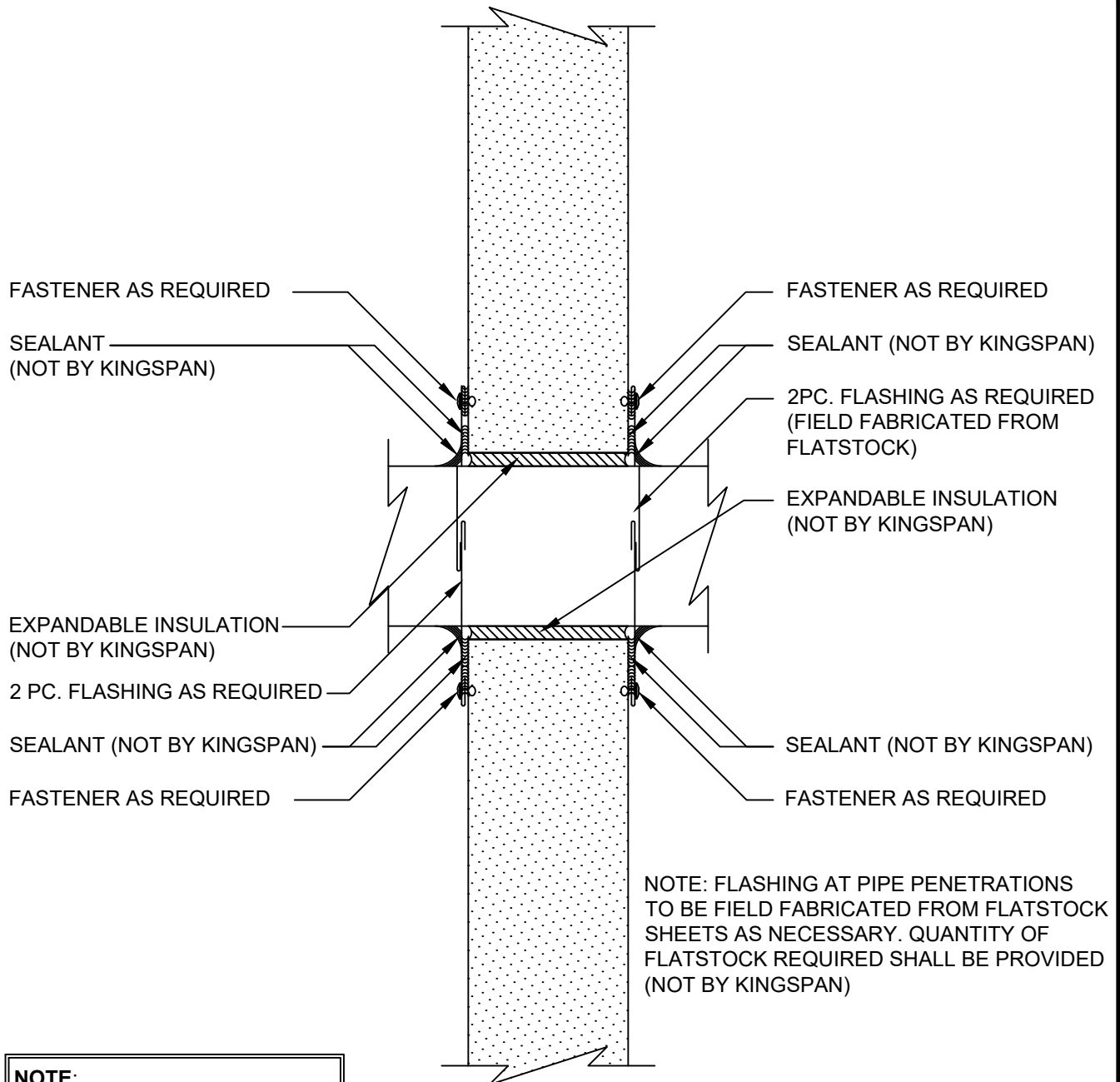
RELEASE: 2024

REGION: NORTH AMERICA

www.kingspanpanels.com



KS SERIES - VERTICAL INSTALLATION



NOTE:
DO NOT ALIGN PENETRATIONS
AT PANEL JOINT.

REVISION	
REVISION #	DATE
8	10/26/23

PIPE PENETRATION
SECTION

DETAIL #: CI-PE-01-KSV

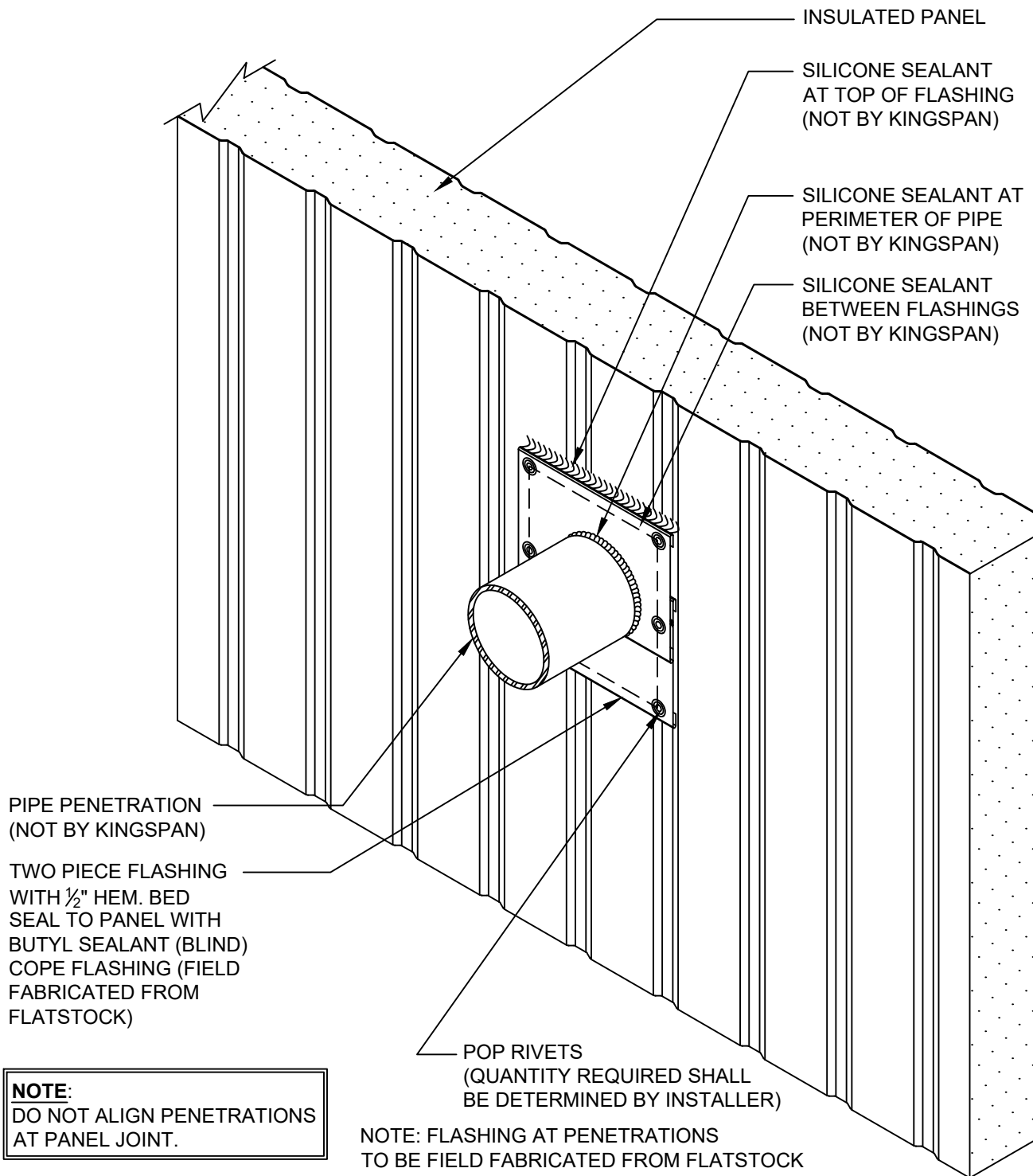
RELEASE: 2024

REGION: NORTH AMERICA

www.kingspanpanels.com



KS SERIES - VERTICAL INSTALLATION



NOTE:
DO NOT ALIGN PENETRATIONS
AT PANEL JOINT.

NOTE:
THIS DETAIL ASSUMES
PENETRATION OCCURS
AFTER PANEL IS INSTALLED

NOTE: FLASHING AT PENETRATIONS
TO BE FIELD FABRICATED FROM FLATSTOCK
SHEETS AS NECESSARY. QUANTITY OF
FLATSTOCK REQUIRED SHALL BE DETERMINED BY INSTALLER
(NOT BY KINGSPAN)

POP RIVETS
(QUANTITY REQUIRED SHALL
BE DETERMINED BY INSTALLER)

REVISION	
REVISION #	DATE
8	10/26/23

**PIPE PENETRATION
ISOMETRIC**

DETAIL #: CI-PE-02-KSV

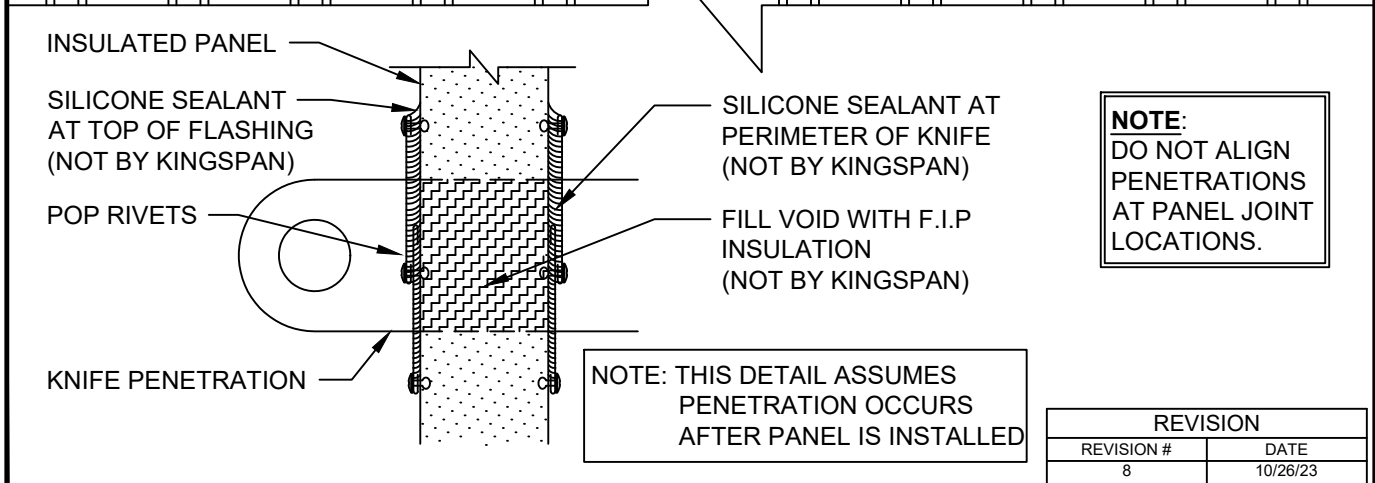
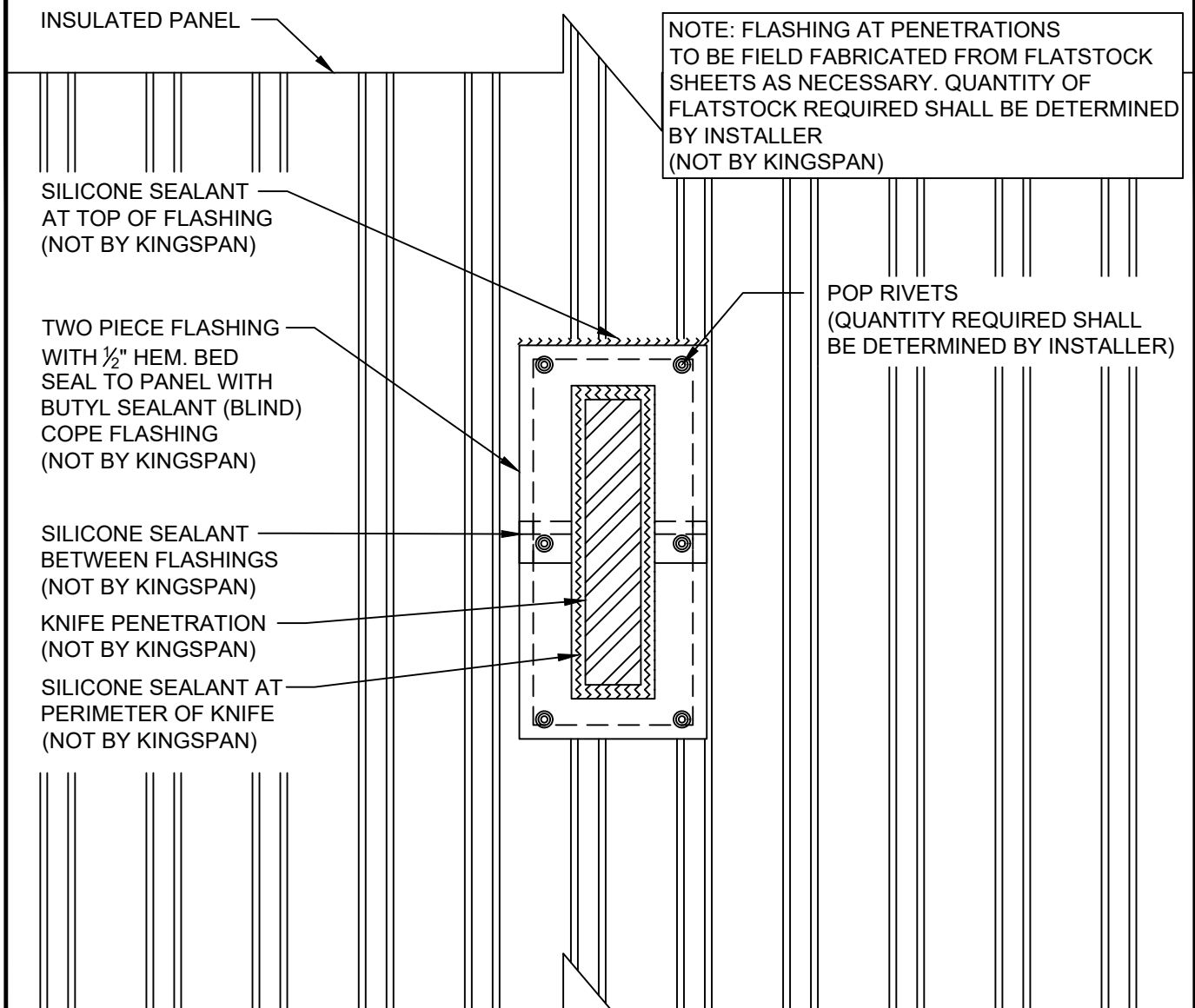
RELEASE: 2024

REGION: NORTH AMERICA

www.kingspanpanels.com



KS SERIES - VERTICAL INSTALLATION



REVISION	
REVISION #	DATE
8	10/26/23

KNIFE PLATE PENETRATION

DETAIL #: CI-PE-03-KSV

RELEASE: 2024

REGION: NORTH AMERICA

www.kingspanpanels.com



KS SERIES - VERTICAL INSTALLATION

NOTE: FLASHING AT PENETRATIONS
TO BE FIELD FABRICATED FROM FLATSTOCK
SHEETS AS NECESSARY. QUANTITY OF
FLATSTOCK REQUIRED SHALL BE DETERMINED
BY INSTALLER
(NOT BY KINGSPAN)

INSULATED PANEL

POP RIVETS
(QUANTITY REQUIRED
SHALL BE DETERMINED
BY INSTALLER)

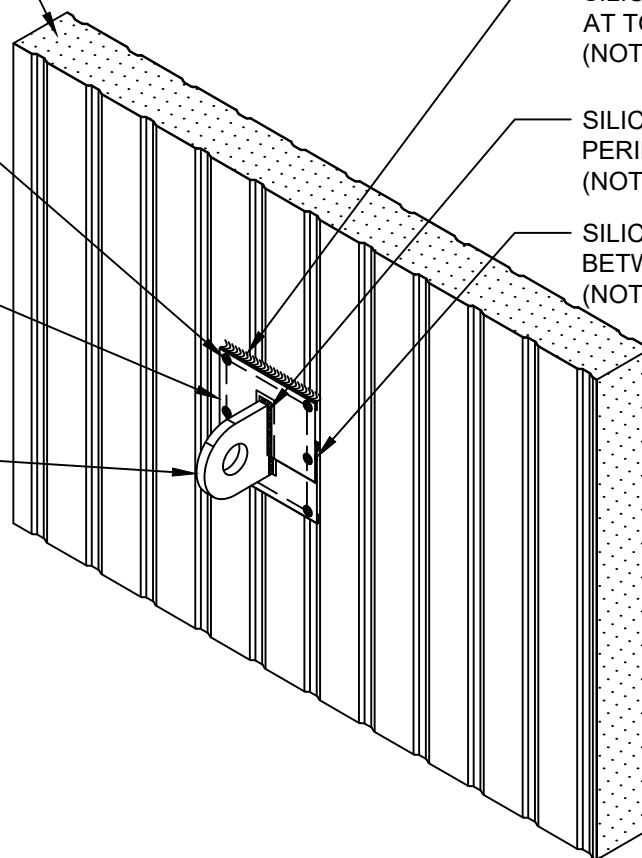
TWO PIECE FLASHING
WITH $\frac{1}{2}$ " HEM. BED
SEAL TO PANEL WITH
BUTYL SEALANT (BLIND)
COPE FLASHING
(NOT BY KINGSPAN)

KNIFE PENETRATION
(NOT BY KINGSPAN)

SILICONE SEALANT
AT TOP OF FLASHING
(NOT BY KINGSPAN)

SILICONE SEALANT AT
PERIMETER OF KNIFE
(NOT BY KINGSPAN)

SILICONE SEALANT
BETWEEN FLASHINGS
(NOT BY KINGSPAN)



NOTE: THIS DETAIL ASSUMES
PENETRATION OCCURS
AFTER PANEL IS INSTALLED

NOTE:
DO NOT ALIGN PENETRATIONS
AT PANEL JOINT.

REVISION	
REVISION #	DATE
8	10/26/23

KNIFE PLATE
PENETRATION ISOMETRIC

DETAIL #: CI-PE-04-KSV

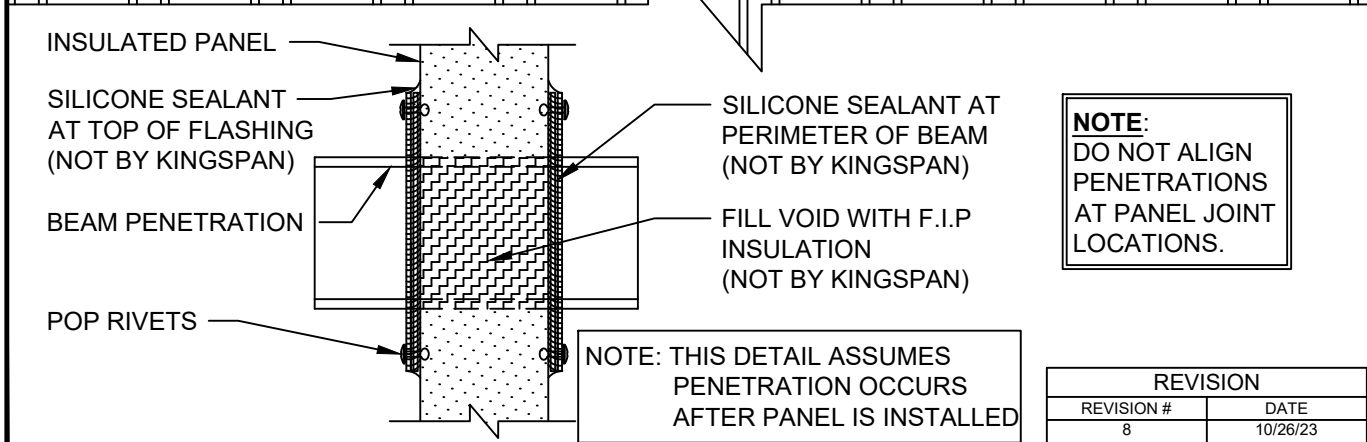
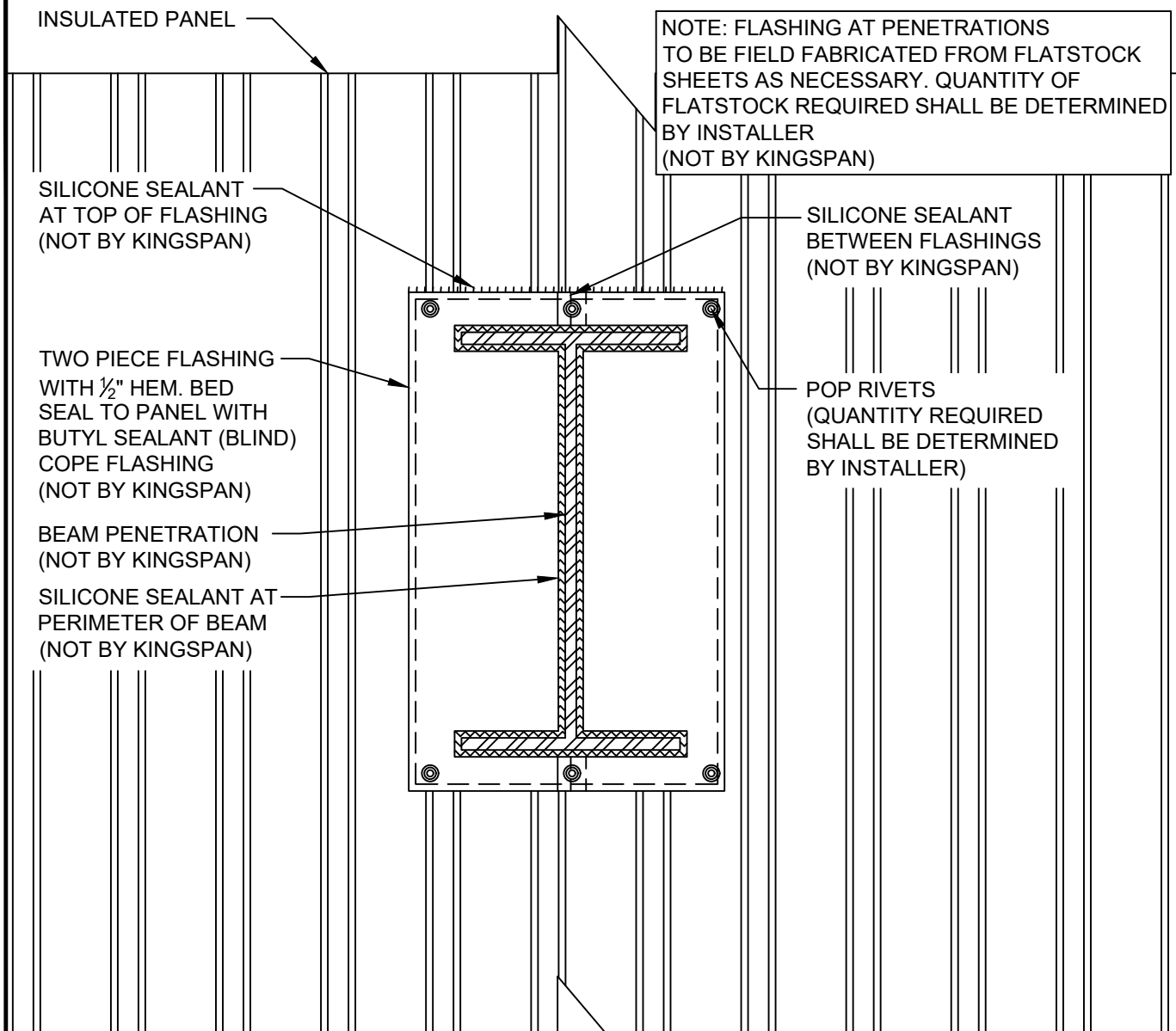
RELEASE: 2024

REGION: NORTH AMERICA

www.kingspanpanels.com



KS SERIES - VERTICAL INSTALLATION



REVISION	
REVISION #	DATE
8	10/26/23

BEAM PENETRATION

DETAIL #: CI-PE-05-KSV

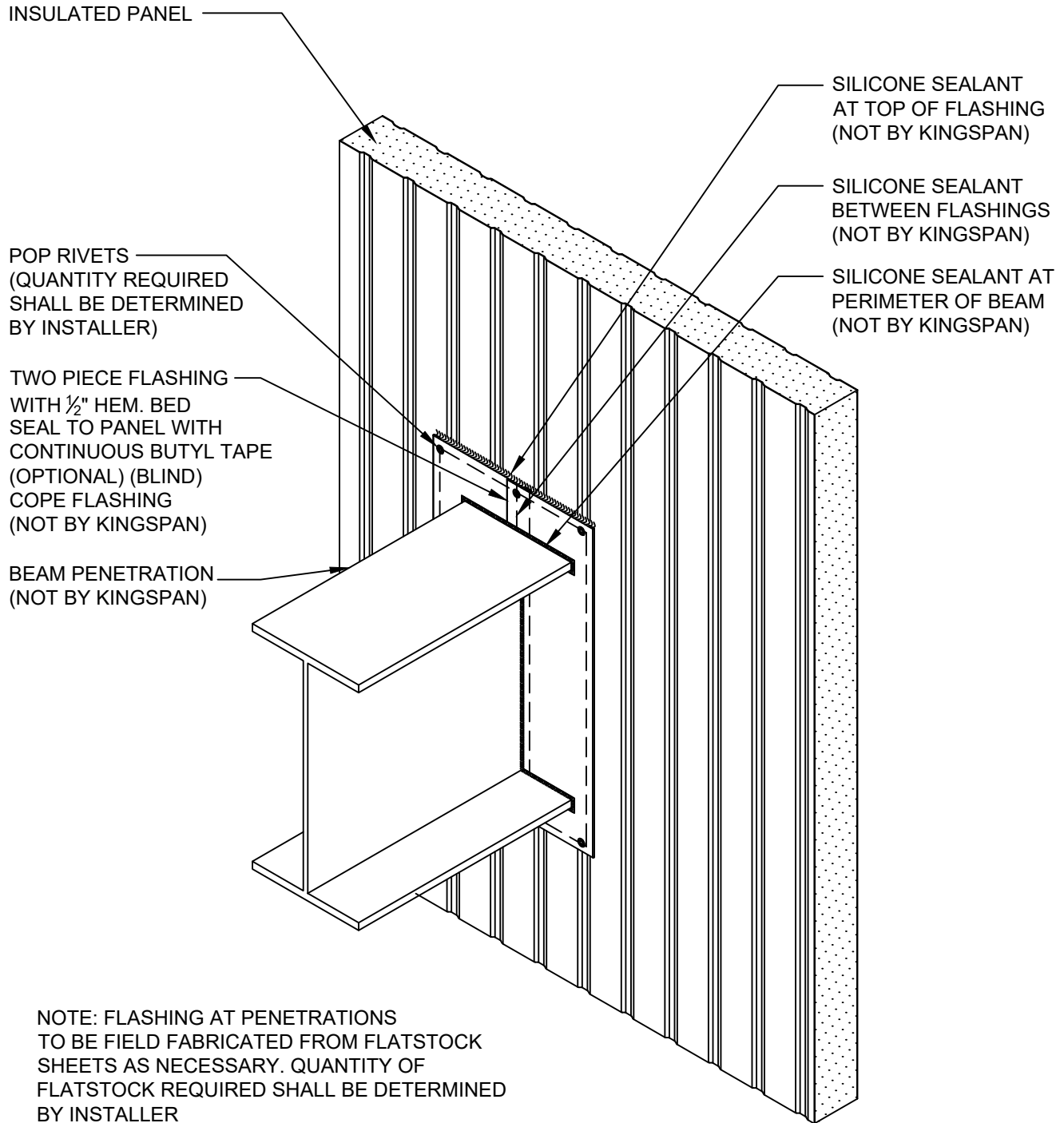
RELEASE: 2024

REGION: NORTH AMERICA

www.kingspanpanels.com



KS SERIES - VERTICAL INSTALLATION



NOTE: THIS DETAIL ASSUMES PENETRATION OCCURS AFTER PANEL IS INSTALLED

NOTE:
DO NOT ALIGN PENETRATIONS AT PANEL JOINT.

REVISION	
REVISION #	DATE
8	10/26/23

BEAM PENETRATION
ISOMETRIC

DETAIL #: CI-PE-06-KSV

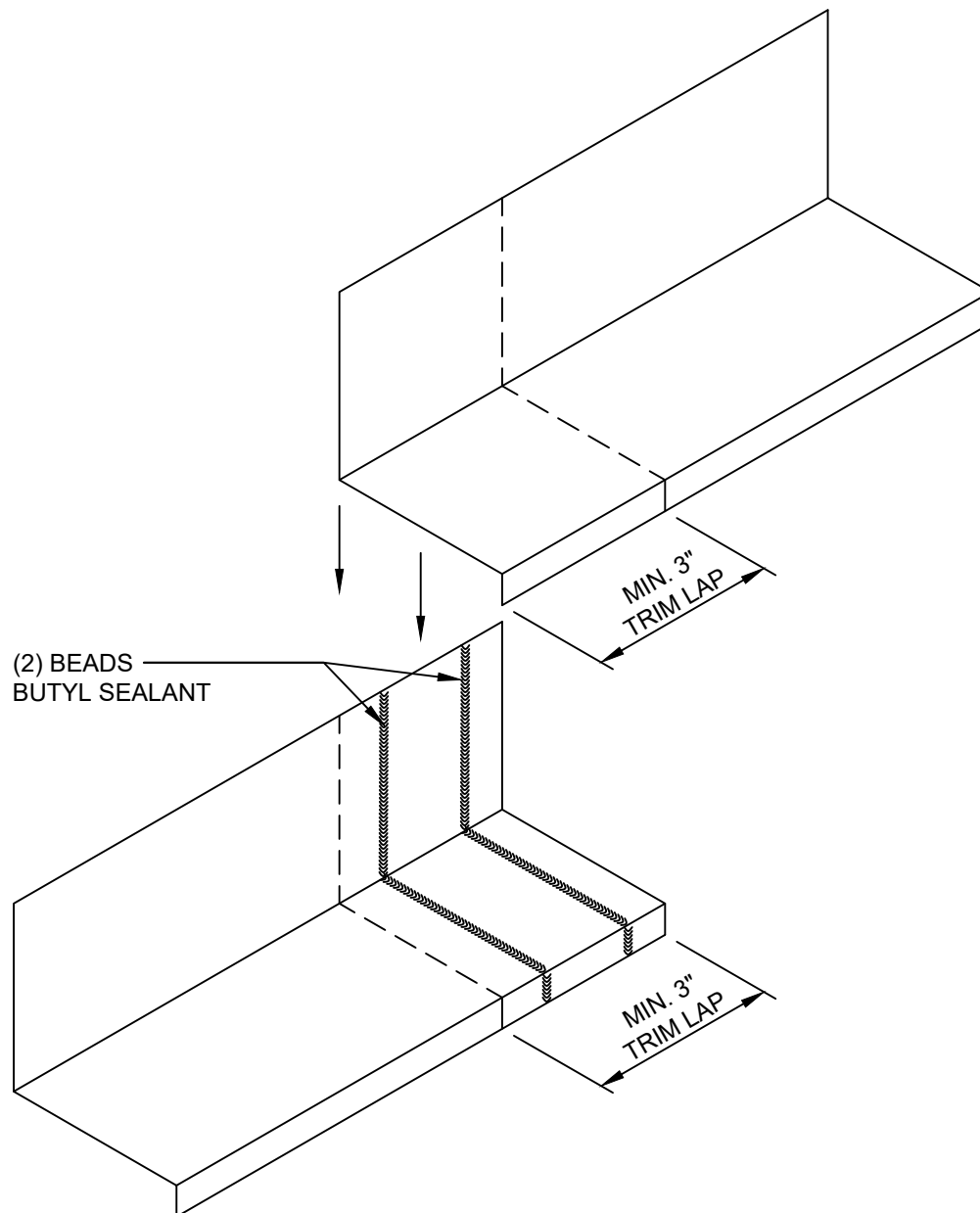
RELEASE: 2024

REGION: NORTH AMERICA

www.kingspanpanels.com



KS SERIES - VERTICAL INSTALLATION



REVISION	
REVISION #	DATE
8	10/26/23

TRIM END LAP

DETAIL #: CI-TL-01-KSV

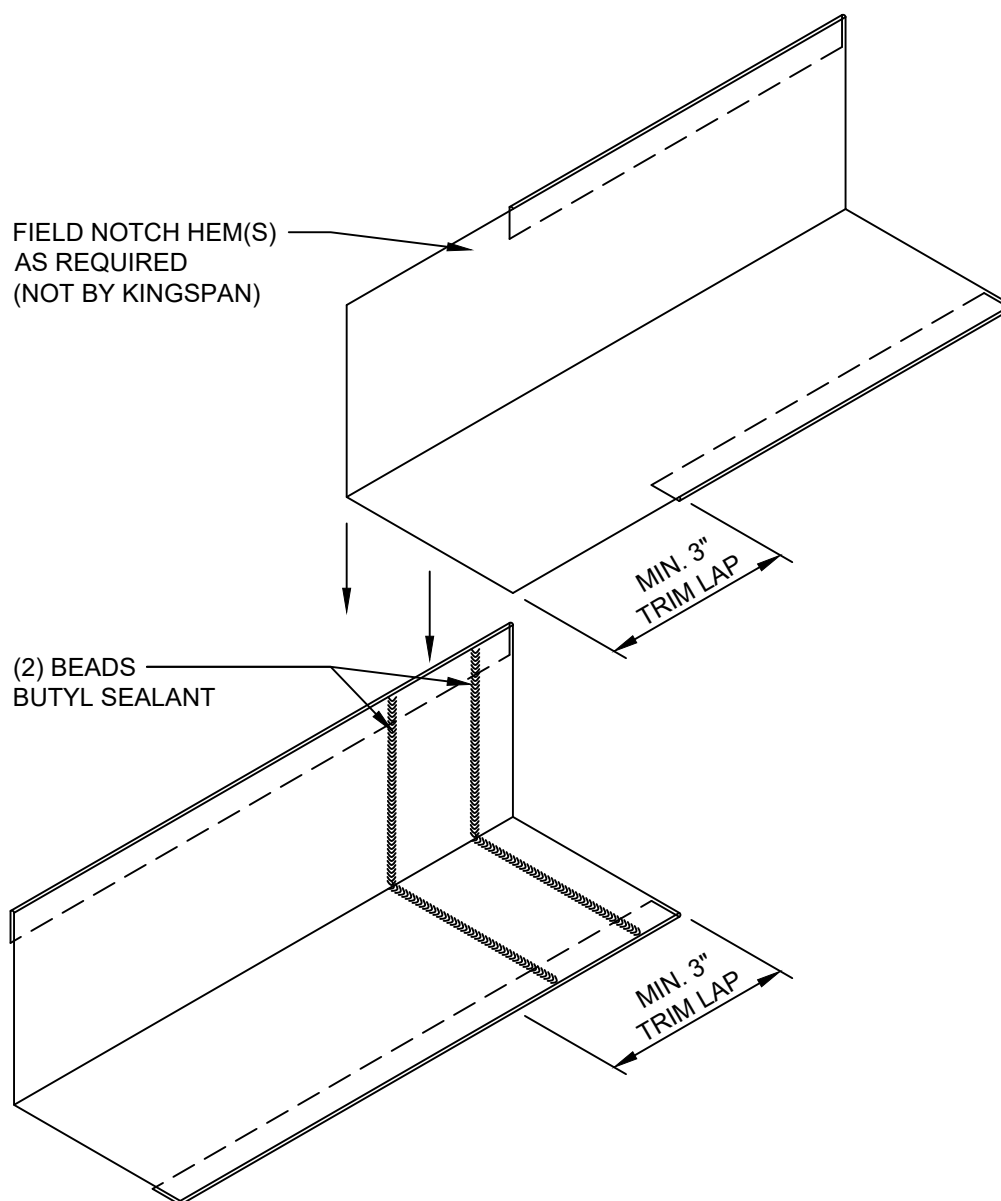
RELEASE: 2024

REGION: NORTH AMERICA

www.kingspanpanels.com



KS SERIES - VERTICAL INSTALLATION



REVISION	
REVISION #	DATE
8	10/26/23

TRIM LAP WITH HEM

DETAIL #: CI-TL-02-KSV

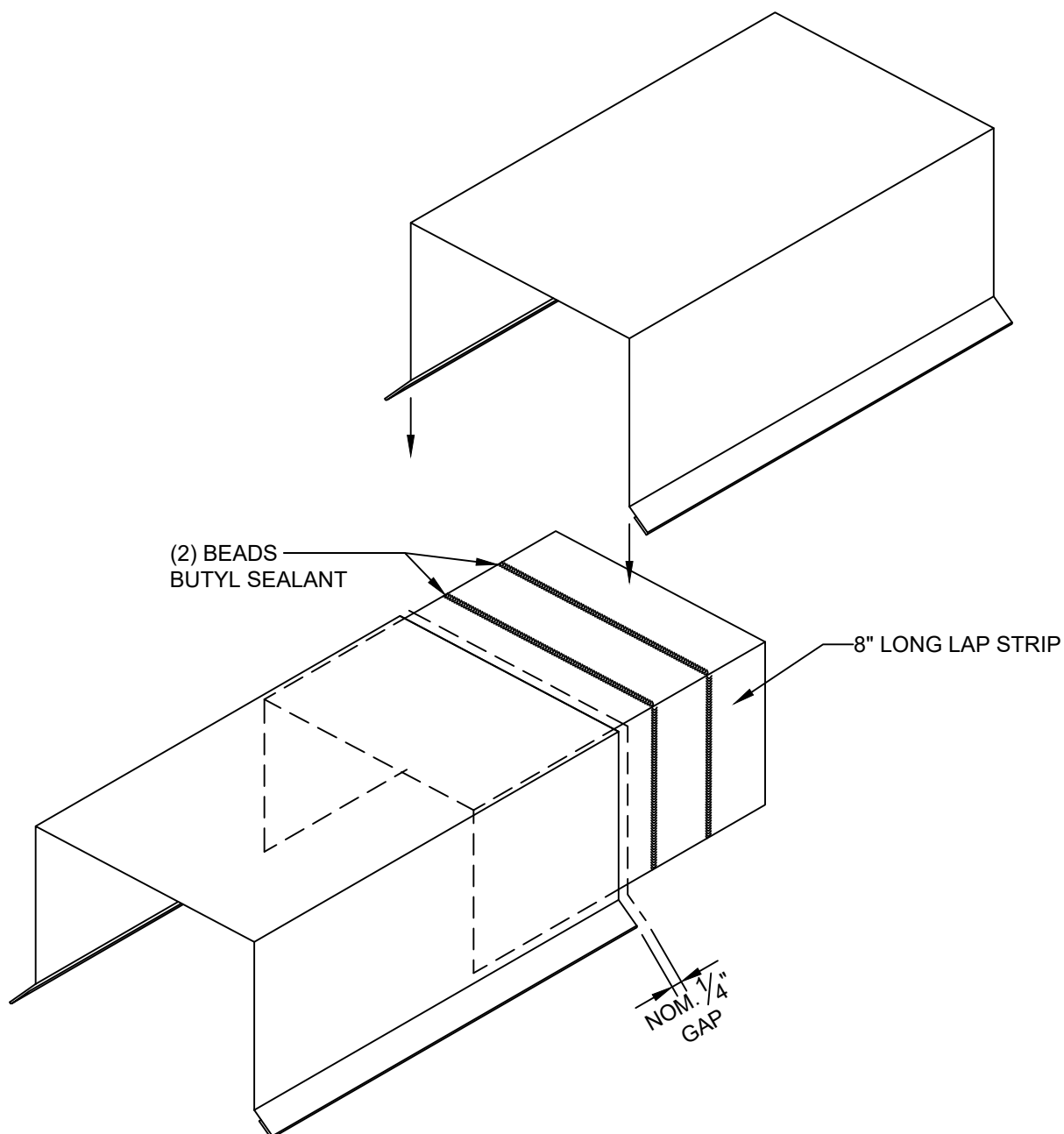
RELEASE: 2024

REGION: NORTH AMERICA

www.kingspanpanels.com



KS SERIES - VERTICAL INSTALLATION



REVISION	
REVISION #	DATE
8	10/26/23

TRIM END LAP WITH
LAP STRIP

DETAIL #: CI-TL-03-KSV

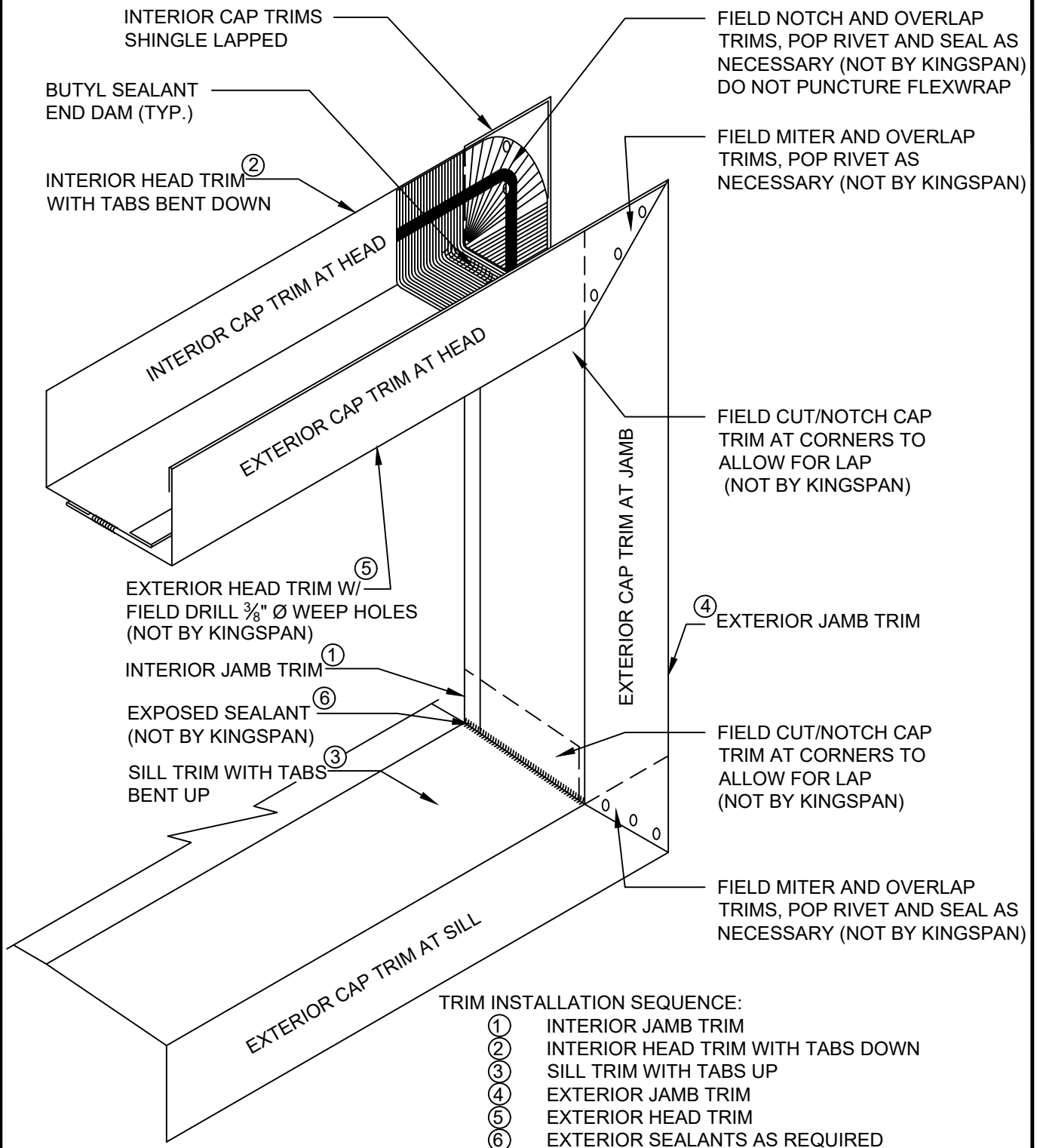
RELEASE: 2024

REGION: NORTH AMERICA

www.kingspanpanels.com



KS SERIES - VERTICAL INSTALLATION



REVISION	
REVISION #	DATE
8	10/26/23

TRIM LAP W/ FLEXWRAP AT
FRAMED OPENING

DETAIL #: CI-TL-04-KSV

RELEASE: 2024

REGION: NORTH AMERICA

www.kingspanpanels.com

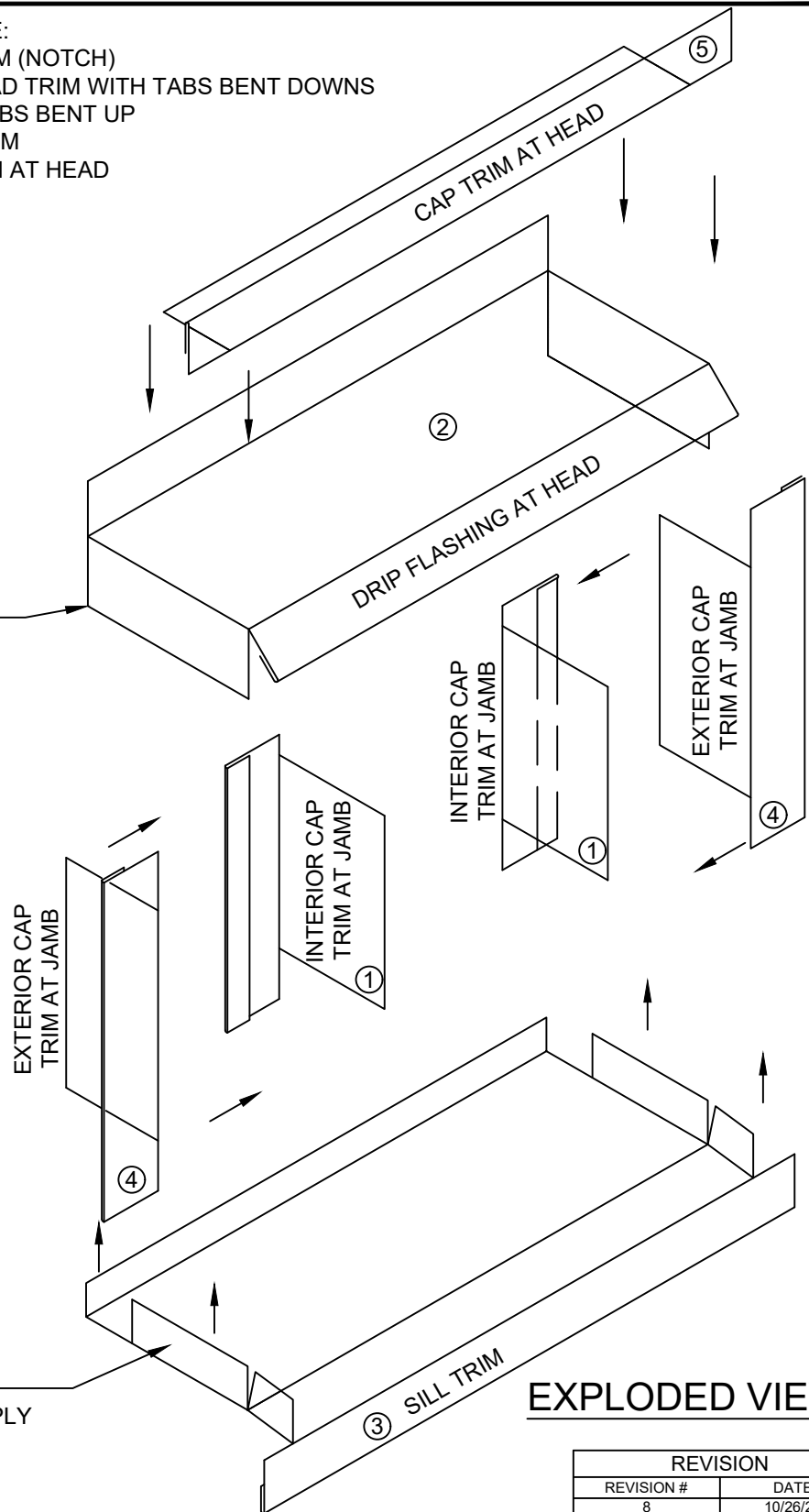


KS SERIES - VERTICAL INSTALLATION

TRIM INSTALLATION SEQUENCE:

- ① INTERIOR JAMB TRIM (NOTCH)
- ② DRIP FLASHING HEAD TRIM WITH TABS BENT DOWNS
- ③ SILL TRIMS WITH TABS BENT UP
- ④ EXTERIOR JAMB TRIM
- ⑤ EXTERIOR CAP TRIM AT HEAD

MIN. 3" TAB FOLD OVER
INTERIOR JAMB TRIM,
APPLY SEALANT IN
BETWEEN (TYPICAL
BOTH ENDS)



MIN. 3" TAB FOLD OVER
INTERIOR JAMB TRIM, APPLY
SEALANT IN BETWEEN
(TYPICAL BOTH ENDS)

EXPLODED VIEW

REVISION	
REVISION #	DATE
8	10/26/23

**TRIM LAP AT
FRAMED OPENING
INSTALLATION**

DETAIL #: CI-TL-05-KSV

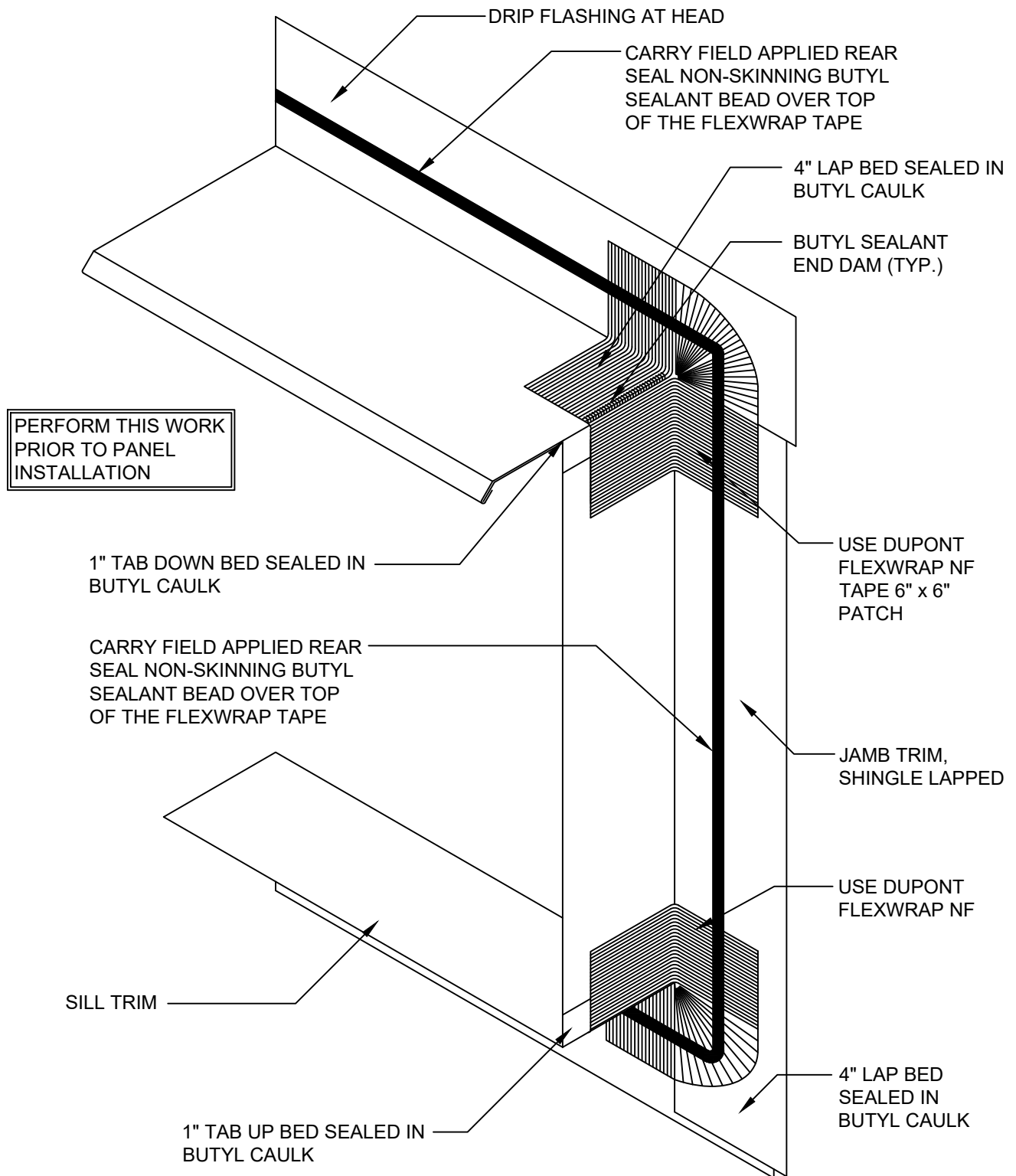
RELEASE: 2024

REGION: NORTH AMERICA

www.kingspanpanels.com



KS SERIES - VERTICAL INSTALLATION



REVISION	
REVISION #	DATE
8	10/26/23

FLEXWRAP AT
FRAMED OPENING

DETAIL #: CI-TL-06-KSV

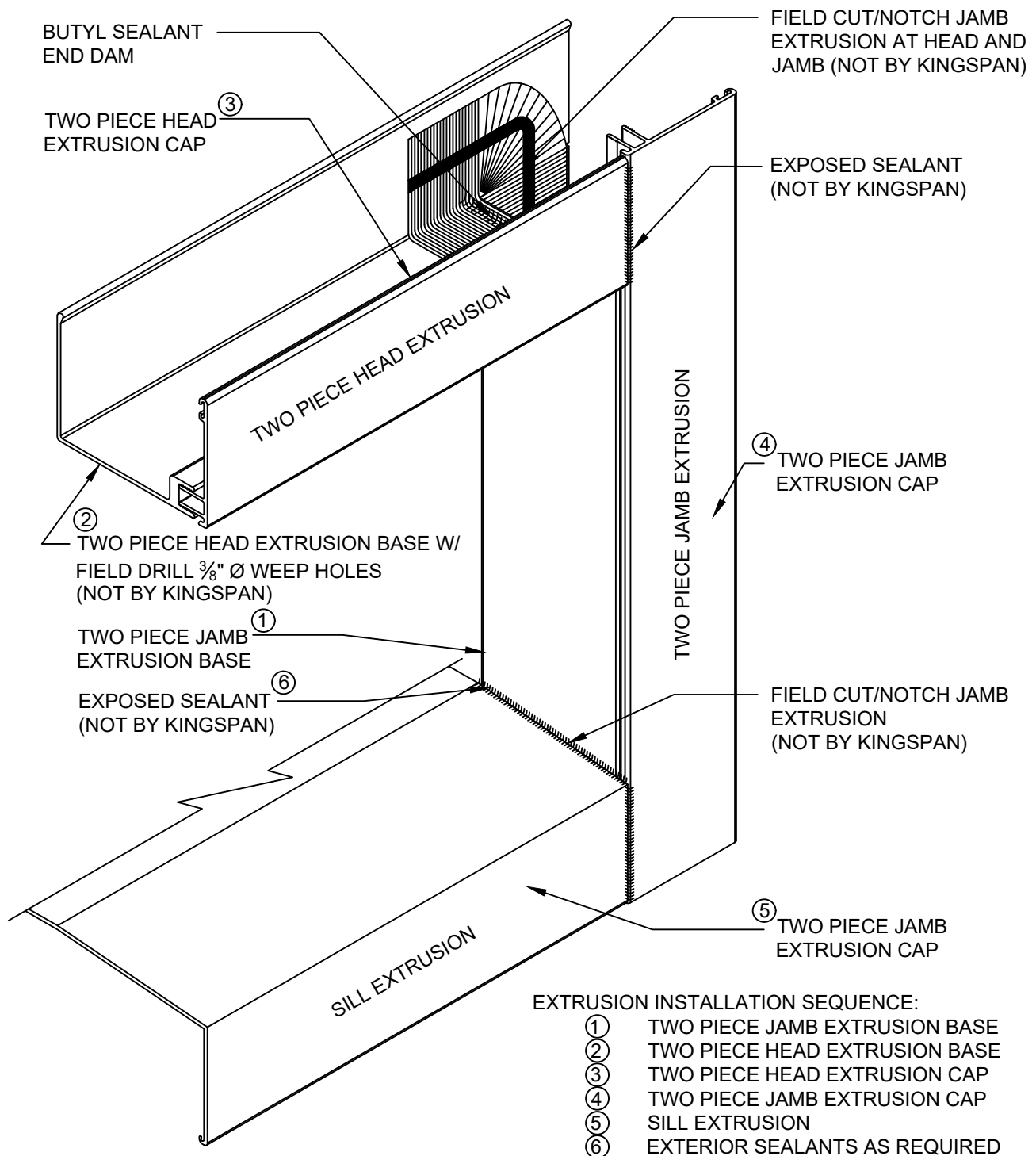
RELEASE: 2024

REGION: NORTH AMERICA

www.kingspanpanels.com



KS SERIES - VERTICAL INSTALLATION



REVISION	
REVISION #	DATE
8	10/26/23

EXTRUSION W/ FLEXWRAP AT
FRAMED OPENING

DETAIL #: CI-TL-07-KSV

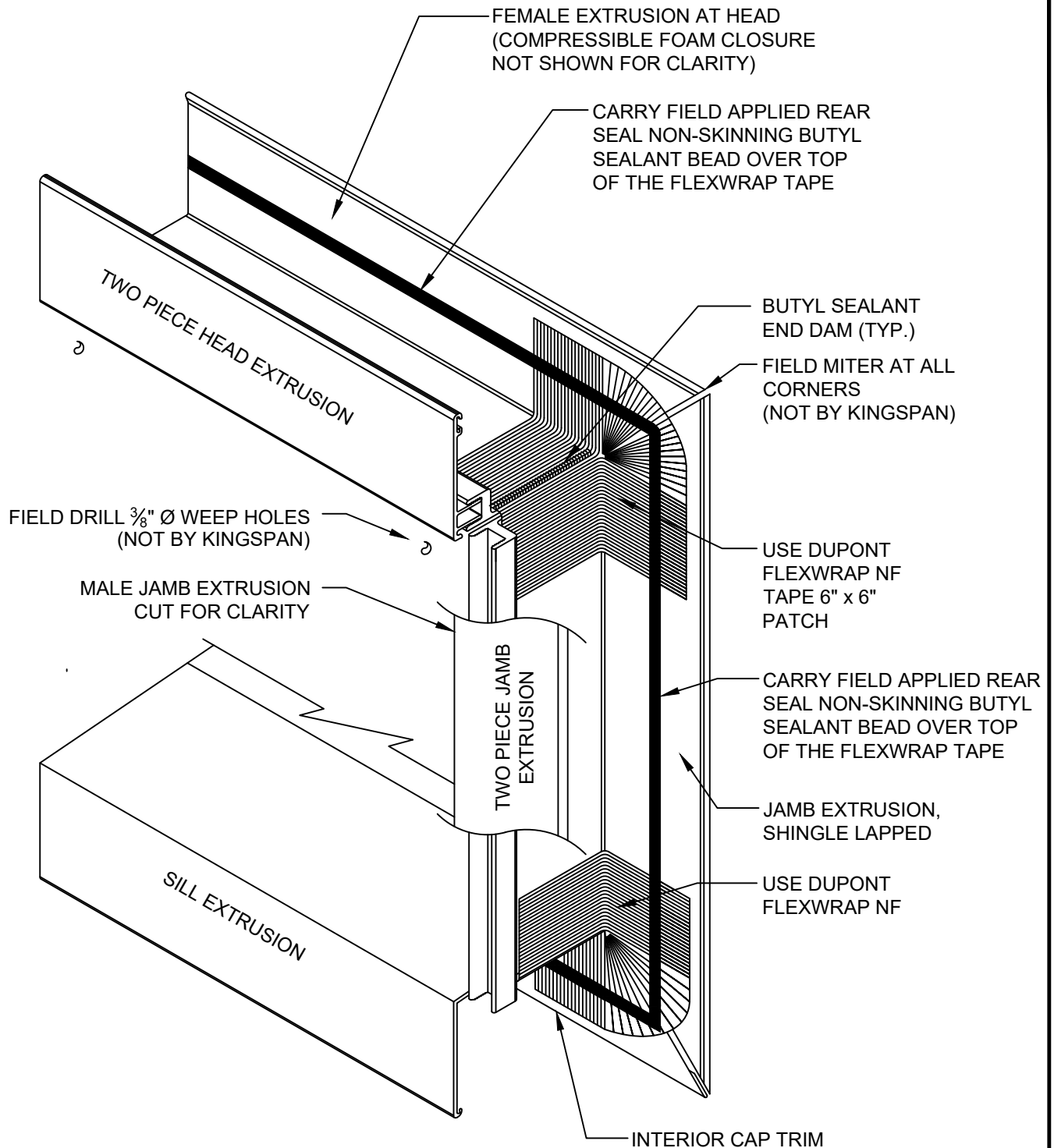
RELEASE: 2024

REGION: NORTH AMERICA

www.kingspanpanels.com



KS SERIES - VERTICAL INSTALLATION



REVISION	
REVISION #	DATE
8	10/26/23

EXTRUSION W/ FLEXWRAP AT
FRAMED OPENING

DETAIL #: CI-TL-08-KSV

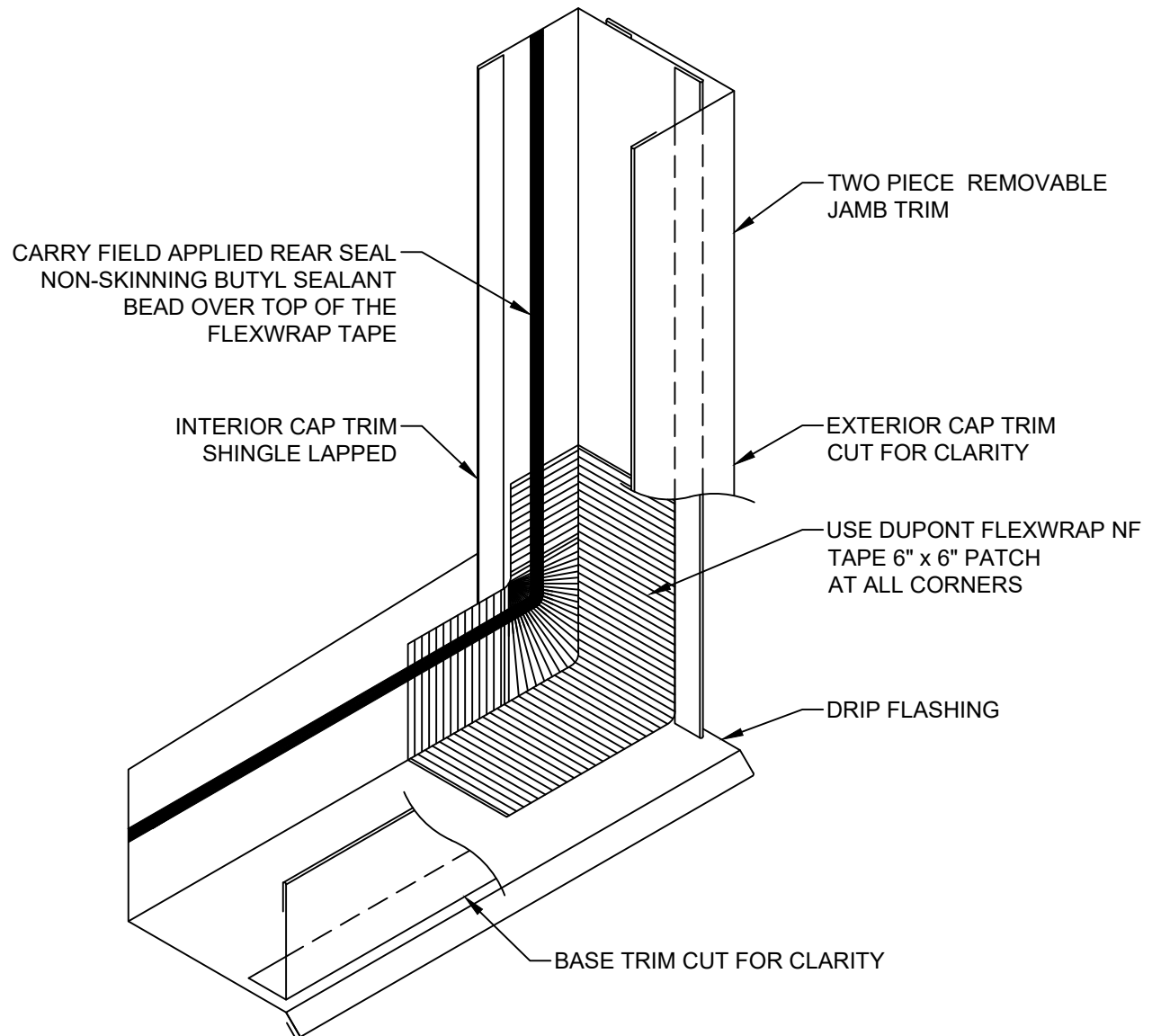
RELEASE: 2024

REGION: NORTH AMERICA

www.kingspanpanels.com



KS SERIES - VERTICAL INSTALLATION



REVISION	
REVISION #	DATE
8	10/26/23

TRIM LAP W/ FLEXWRAP AT
REMOVABLE FRAMED OPENING

DETAIL #: CI-TL-09-KSV

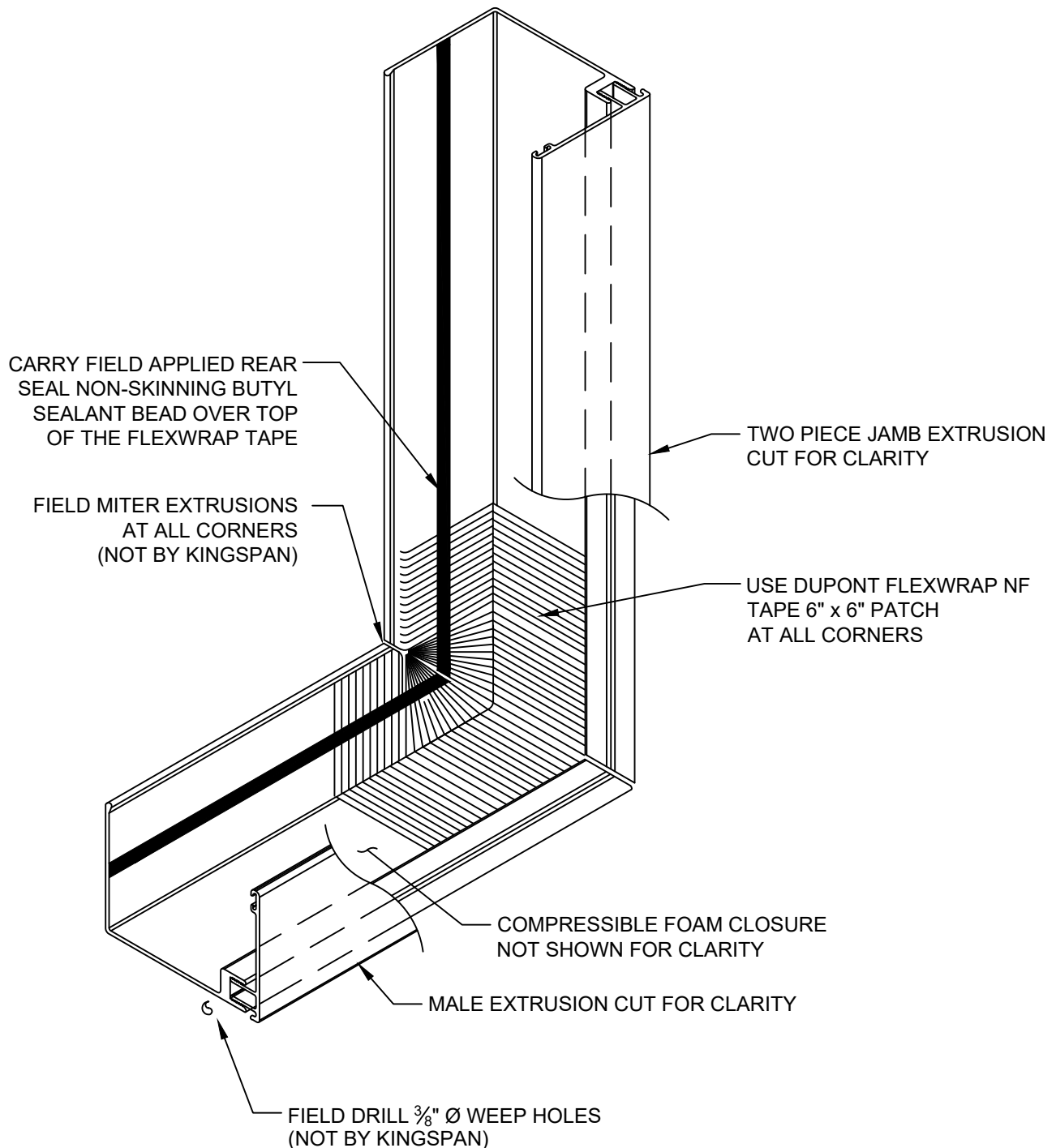
RELEASE: 2024

REGION: NORTH AMERICA

www.kingspanpanels.com



KS SERIES - VERTICAL INSTALLATION



REVISION	
REVISION #	DATE
8	10/26/23

EXTRUSION W/ FLEXWRAP AT
REMOVABLE FRAMED OPENING

DETAIL #: CI-TL-10-KSV

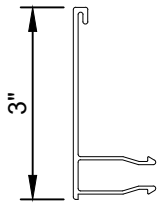
RELEASE: 2024

REGION: NORTH AMERICA

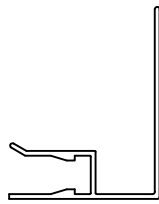
www.kingspanpanels.com



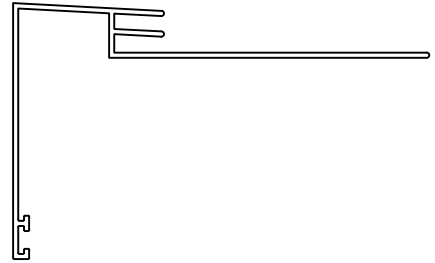
KS SERIES - VERTICAL INSTALLATION



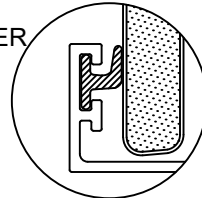
TWO PIECE
ENDWALL/JAMB
EXTRUSION CAP
PART# 0215



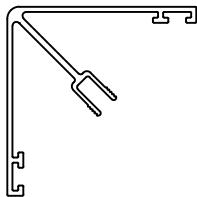
2" TWO PIECE
ENDWALL/JAMB
EXTRUSION RECEIVER
PART #0214



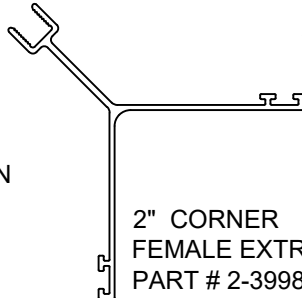
PARAPET EXTRUSION
PART # 2-1598



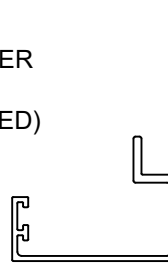
OPTIONAL WIPER
GASKET
(FIELD INSTALLED)



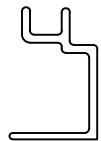
2" CORNER
MALE EXTRUSION
PART # 2-4083



2" CORNER
FEMALE EXTRUSION
PART # 2-3998



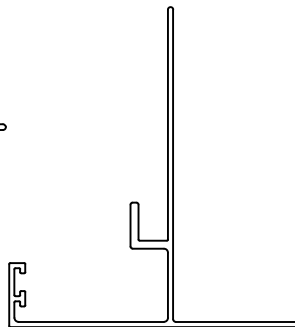
2" PANEL BASE "A"
EXTRUSION
PART # 2-4045



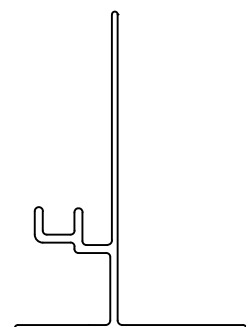
2" PANEL BASE "C"
EXTRUSION
PART # 2-4053



SILL EXTRUSION
PART # 2-4064

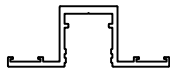


2" SOFFIT EXTRUSION "A"
PART # 2-4056



2" SOFFIT EXTRUSION "B"
PART # 2-4060

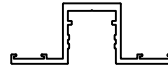
VERTICAL JOINT EXTRUSIONS



TOP HAT EXTRUSION
PART # 2-4077



FLUSH INSERT
PART # 2-4078



RECESSED
TOP HAT EXTRUSION
PART # 2-4074



RECESSED
INSERT
PART # 2-4076

REVISION	
REVISION #	DATE
8	10/26/23

2" EXTRUSIONS

DETAIL #: CI-TL-11-KSV

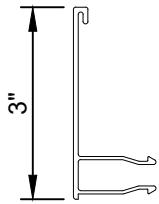
RELEASE: 2024

REGION: NORTH AMERICA

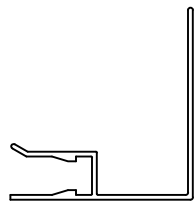
www.kingspanpanels.com




KS SERIES - VERTICAL INSTALLATION



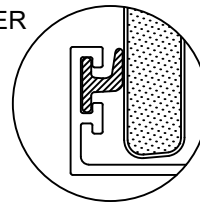
TWO PIECE
ENDWALL/JAMB
EXTRUSION CAP
PART# 0215



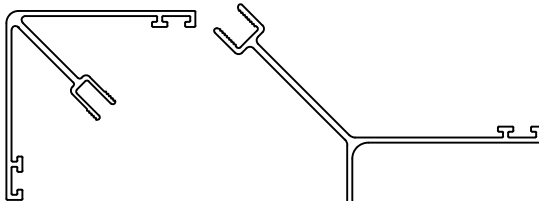
2.5" TWO PIECE
ENDWALL/JAMB
EXTRUSION RECEIVER
PART# 1063



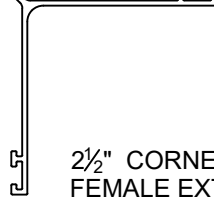
PARAPET EXTRUSION
PART # 2-1598



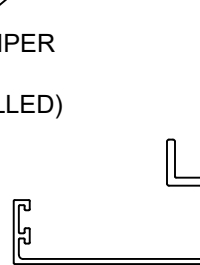
OPTIONAL WIPER
GASKET
(FIELD INSTALLED)



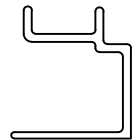
2 1/2" CORNER
MALE EXTRUSION
PART # 2-4083




2 1/2" CORNER
FEMALE EXTRUSION
PART # 2-3999



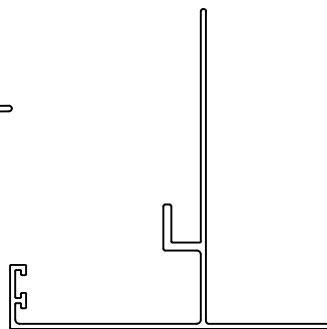
2 1/2" PANEL BASE "A"
EXTRUSION
PART # 2-4046



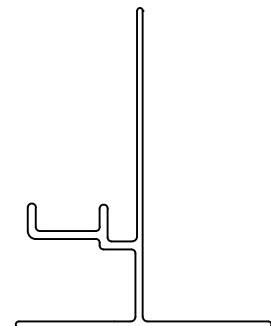
2 1/2" PANEL BASE "C"
EXTRUSION
PART # 2-4054



SILL EXTRUSION
PART # 2-4064

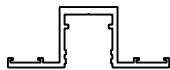


2 1/2" SOFFIT EXTRUSION "A"
PART # 2-4057



2 1/2" SOFFIT EXTRUSION "B"
PART # 2-4061

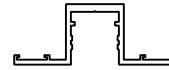
VERTICAL JOINT EXTRUSIONS



TOP HAT EXTRUSION
PART # 2-4077



FLUSH INSERT
PART # 2-4078



RECESSED
TOP HAT EXTRUSION
PART # 2-4074



RECESSED
INSERT
PART # 2-4076

REVISION	
REVISION #	DATE
8	10/26/23

2 1/2" EXTRUSIONS

DETAIL #: CI-TL-12-KSV

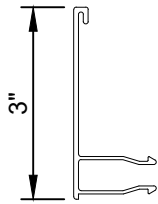
RELEASE: 2024

REGION: NORTH AMERICA

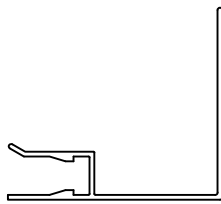
www.kingspanpanels.com




KS SERIES - VERTICAL INSTALLATION



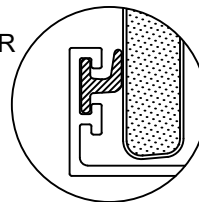
TWO PIECE
ENDWALL/JAMB
EXTRUSION CAP
PART# 0215



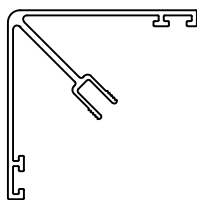
3" TWO PIECE
ENDWALL/JAMB
EXTRUSION RECEIVER
PART# 0269



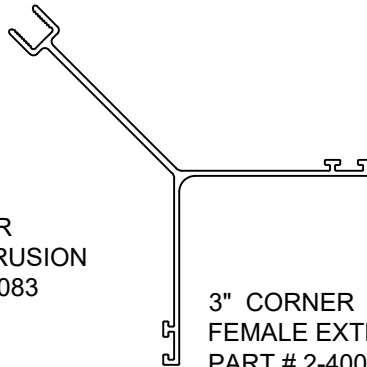
PARAPET EXTRUSION
PART # 2-1598



OPTIONAL WIPER
GASKET
(FIELD INSTALLED)



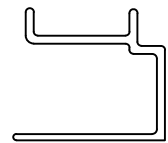
3" CORNER
MALE EXTRUSION
PART # 2-4083



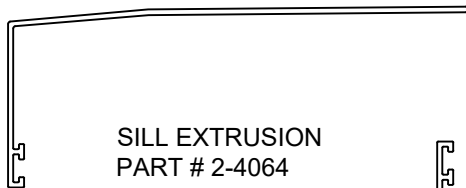
3" CORNER
FEMALE EXTRUSION
PART # 2-4000



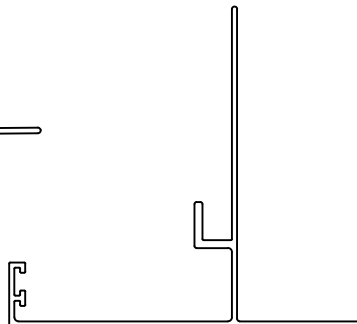
3" PANEL BASE "A"
EXTRUSION
PART # 2-4047



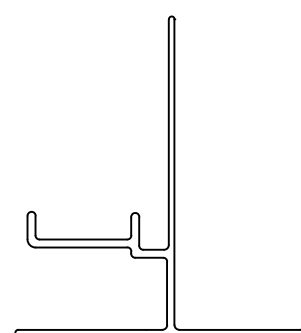
3" PANEL BASE "C"
EXTRUSION
PART # 2-4084



SILL EXTRUSION
PART # 2-4064

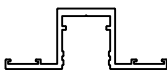


3" SOFFIT EXTRUSION "A"
PART # 2-4058



3" SOFFIT EXTRUSION "B"
PART # 2-4062

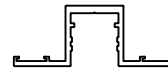
VERTICAL JOINT EXTRUSIONS



TOP HAT EXTRUSION
PART # 2-4077



FLUSH INSERT
PART # 2-4078



RECESSED
TOP HAT EXTRUSION
PART # 2-4074



RECESSED
INSERT
PART # 2-4076

REVISION	
REVISION #	DATE
8	10/26/23

3" EXTRUSIONS

DETAIL #: CI-TL-13-KSV

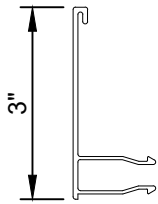
RELEASE: 2024

REGION: NORTH AMERICA

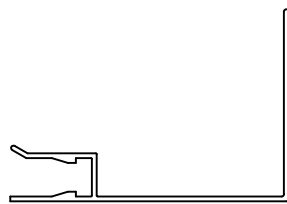
www.kingspanpanels.com



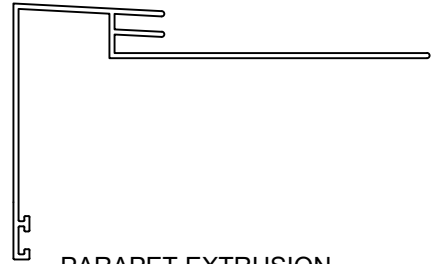
KS SERIES - VERTICAL INSTALLATION



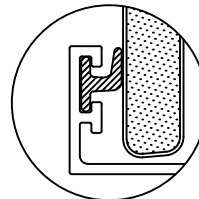
TWO PIECE
ENDWALL/JAMB
EXTRUSION CAP
PART# 0215



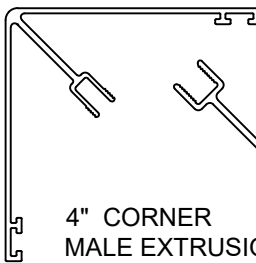
4" TWO PIECE
ENDWALL/JAMB
EXTRUSION RECEIVER
PART# 4266



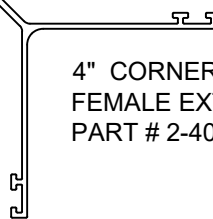
PARAPET EXTRUSION
PART # 2-1598



OPTIONAL WIPER
GASKET
(FIELD INSTALLED)




4" CORNER
MALE EXTRUSION
PART # 2-4042



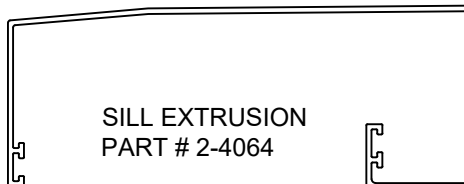
4" CORNER
FEMALE EXTRUSION
PART # 2-4001



4" PANEL BASE "A"
EXTRUSION
PART # 2-4048



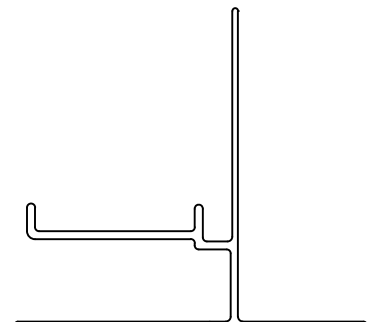
4" PANEL BASE "C"
EXTRUSION
PART # 2-4055



SILL EXTRUSION
PART # 2-4064

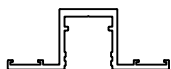


4" SOFFIT EXTRUSION "A"
PART # 2-4059



4" SOFFIT EXTRUSION "B"
PART # 2-4063

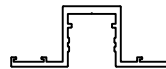
VERTICAL JOINT EXTRUSIONS



TOP HAT EXTRUSION
PART # 2-4077



FLUSH INSERT
PART # 2-4078



RECESSED
TOP HAT EXTRUSION
PART # 2-4074



RECESSED
INSERT
PART # 2-4076

REVISION	
REVISION #	DATE
8	10/26/23

4" EXTRUSIONS

DETAIL #: CI-TL-14-KSV

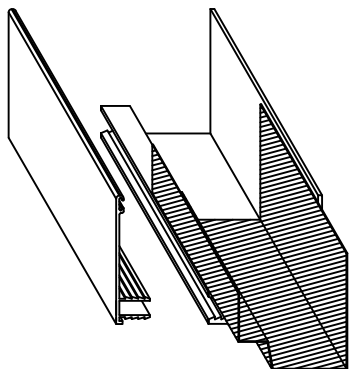
RELEASE: 2024

REGION: NORTH AMERICA

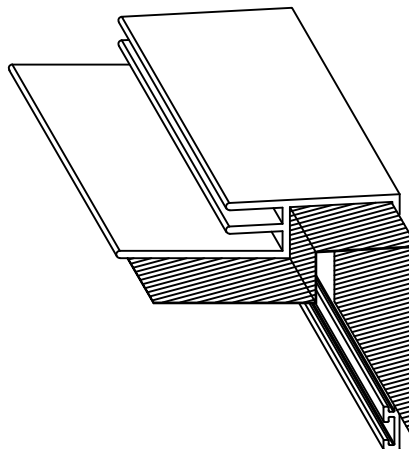
www.kingspanpanels.com



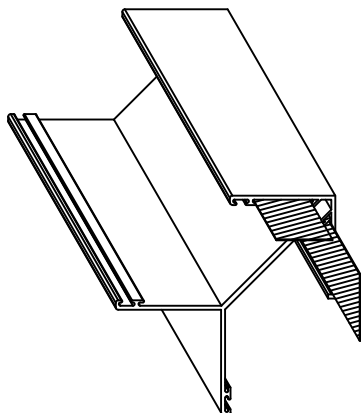
KS SERIES - VERTICAL INSTALLATION



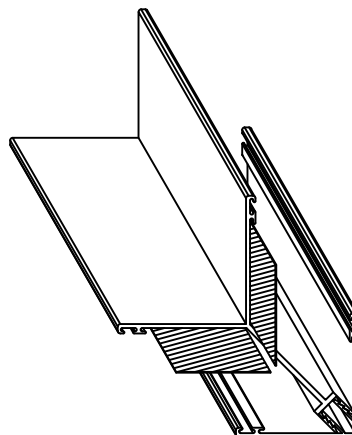
LAP STRIP FOR TWO PIECE
JAMB EXTRUSION



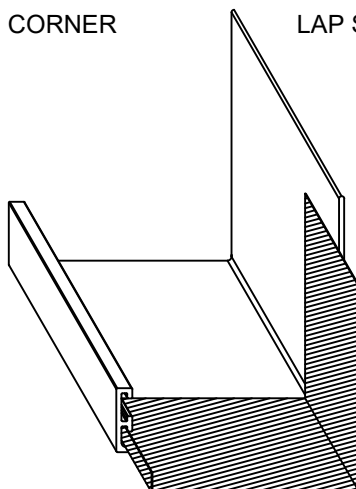
LAP STRIP FOR PARAPET EXTRUSION



LAP STRIPS FOR OUTSIDE CORNER
EXTRUSION



LAP STRIPS FOR INSIDE CORNER
EXTRUSION



LAP STRIP FOR "J" BASE EXTRUSION

REVISION	
REVISION #	DATE
8	10/26/23

EXTRUSION LAP
STRIPS

DETAIL #: CI-TL-15-KSV

RELEASE: 2024

REGION: NORTH AMERICA

www.kingspanpanels.com

