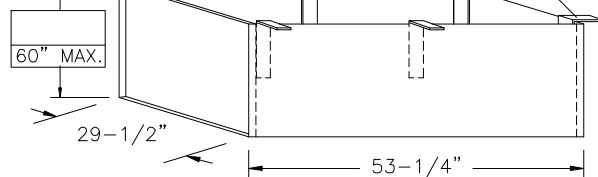


SUPER SIMPLEX DISAPPEARING STAIRWAY WITH NON-RATED ALUMINUM DOOR

ONE INCH FLANGE
ALL AROUND
TOP & BOTTOM

(USE THIS DRAWING FOR CEILING HEIGHTS 9'-9" OR LESS)

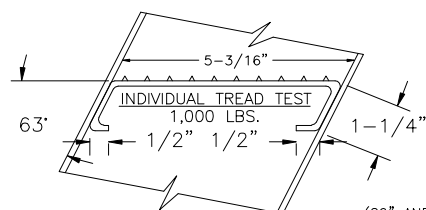
MOUNTING BRACKETS
(BOLTED ON)



30" x 54" REQUIRED
ROUGH OPENING IN CEILING

SPECIAL DEEP BOX FRAME

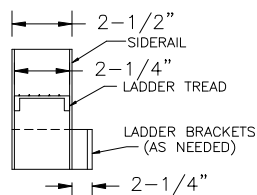
1/8" STEEL, TO CONTAIN ALUMINUM SUPER SIMPLEX
FOLDING STAIRWAY CUT FOR EXACT FINISHED HEIGHT.
THIS FRAME, WITH FACTORY INSTALLED BUILT-IN TREADS,
PROVIDES STEPS FROM THE DROPPED-CEILING LINE TO
THE UPPER FLOOR.



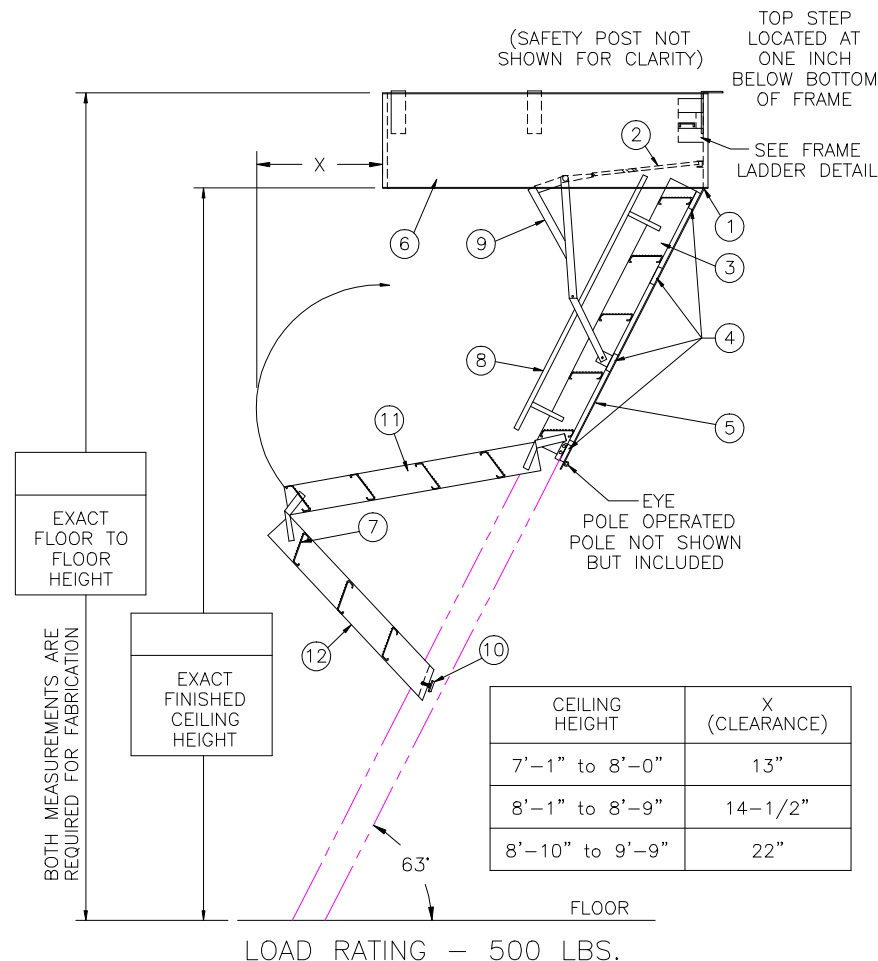
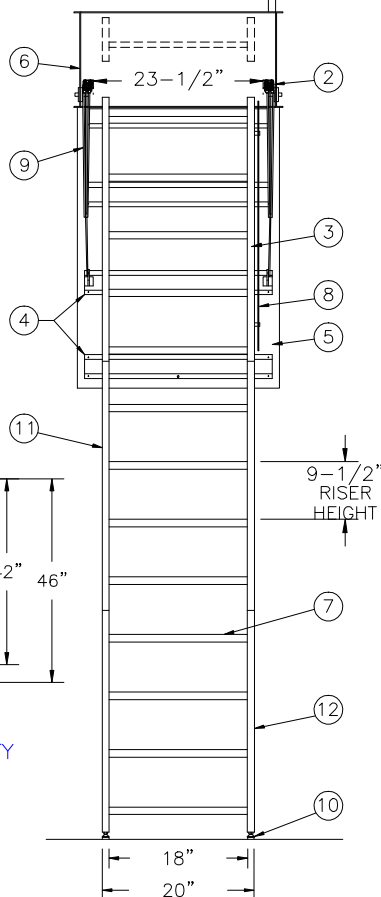
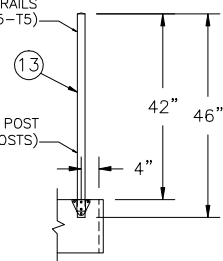
1-1/4" SCH 40
ALUMINUM PIPE
HANDRAILS
(6005-T5)

(29" AND UNDER: 1 POST
30" AND OVER: 2 POSTS)

FRAME LADDER DETAIL



BOX FRAME SAFETY POST DETAIL



NOTES

IF FLOOR ABOVE IS MORE THAN 12" ABOVE CEILING LINE,
63 DEGREE ANGLE FRAME IS RECOMMENDED.

DIMENSIONS ON THIS DRAWING PERTAIN ONLY TO CEILING
HEIGHTS 9'-9" OR LESS.

SHIPS COMPLETELY ASSEMBLED AS ONE UNIT

NOT TO SCALE

LADDER LEGEND

- | | | |
|---------------------------|-----------------------------|------------------------------|
| 1. STEEL PIANO DOOR HINGE | 5. INSULATED STEEL DOOR | 9. EXTRA HEAVY OPERATING ARM |
| 2. DOUBLE SPRING ACTION | 6. STEEL BOX FRAME | 10. ADJUSTABLE FOOT |
| 3. SIDE RUNNER 5" ALUM. | 7. TREAD (SERRATED ALUM.) | 11. MIDDLE SECTION |
| 4. BATTEN 1/8" ALUM. | 8. HANDRAIL RIGHT SIDE ONLY | 12. BOTTOM SECTION |
| | | 13. BOX FRAME SAFETY POST |

S1117-BD-30



Precision Ladders, LLC
P.O. BOX 2279 Morristown, TN 37816-2279
Ph: (423) 586-2265 Fax: (423) 586-2091
www.PrecisionLadders.com

WORK ORDER: ()

DWG. CHECK
BUILT BY:
CHECKED BY:

ARCH'T OR ENG'R.

PURCHASE ORDER

DRAWN BY:

TMF

PROJECT

REVISION

DATE

8/19/21

PURCHASER

MODEL#

S1

QTY.

PRECISION REP

SERIAL#