

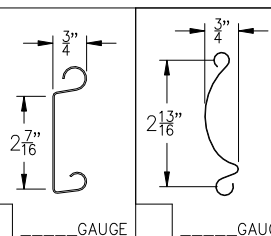
ELEVATION

SECTION-A-A



PLAN VIEW

TOP MOTOR CLEARANCE		
HP	14"	16"
Z	8"	7"



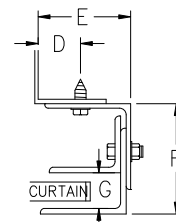
NOTE: ADD "Z" TO "X" TO ACHIEVE OVERALL HEADROOM REQUIREMENTS

MRK.	QTY.	OPENING SIZE		OPERATION	R.H.	CLEARANCES		OPTION	PROJECT:										
		WIDTH "W"	HEIGHT "H"			L.H.	"X"±2"		"V"	ARCHITECT:	CONTRACTOR:	DISTRIBUTOR:	DATE:	SHEET:	OF:	BY:	REF.#		

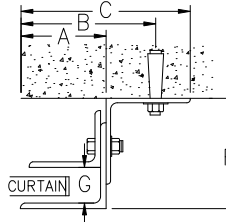
Richards-Wilcox is not responsible for the use of improper installation procedures, structural supports as well as field inspection prior to manufacturing and installation.

APPROVAL SIGNATURE: _____ DATE: _____

GUIDE DETAIL (NON-WINDLOCK)

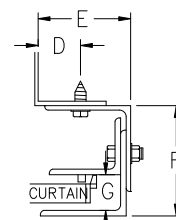


STEEL / WOOD

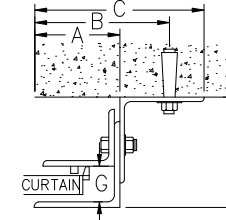


CONCRETE / MASONRY

GUIDE DETAIL (WINDLOCK)



STEEL / WOOD



CONCRETE / MASONRY

GUIDE DIMENSIONS

GUIDE TYPE	A"	B"	C"	D"	E"	F"	G"
2	2. 5/8"	3. 7/8"	5. 1/8"	1. 1/4"	2. 13/16"	4"	1. 1/4"
3	2. 5/8"	4. 3/4"	5. 5/8"	1. 1/4"	2. 13/16"	4. 3/8"	1. 1/4"
4	2. 5/8"	4. 3/4"	5. 5/8"	1. 1/4"	2. 7/8"	4. 3/4"	1. 1/4"
2(W/L)	3"	4. 1/4"	5. 1/2"	1. 5/8"	3. 3/16"	4"	1. 1/2"
3(W/L)	3"	5. 1/8"	6"	1. 5/8"	3. 3/16"	4. 3/8"	1. 1/2"
4(W/L)	3"	5. 1/8"	6"	1. 5/8"	3. 1/4"	4. 3/4"	1. 1/2"
5(W/L)	3"	5. 1/8"	6"	1. 5/8"	3. 1/4"	4. 3/4"	1. 1/2"
6(W/L)	5. 1/4"	6. 1/2"	7. 3/4"	1. 5/8"	4. 7/8"	7. 1/4"	1. 1/2"

GENERAL NOTES

SLATS/HOOD: SELECT FINISH OPTION BELOW:

- ☐ GALVANIZED ONLY
- ☐ GRAY POLYESTER TOP COAT
- ☐ WHITE POLYESTER TOP COAT

OTHER SURFACES:

- ☐ SHOP COAT BLACK PRIMER

OPERATION:

- ☐ RIGHT HAND SHOWN, LEFT HAND OPPOSITE

GUIDES:

- ☐ STRUCTURAL STEEL ANGLES OF 3/16" MINIMUM THICKNESS

BOTTOM BAR:

- ☐ TWO 2"x2"x1/8" STEEL ANGLES WITH PVC BULB ASTRAGAL
- ☐ TWO 2"x1-1/2"x1/8" GALVANIZED ANGLES WITH PVC BULB ASTRAGAL