

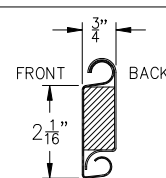
ELEVATION

SECTION-A-A



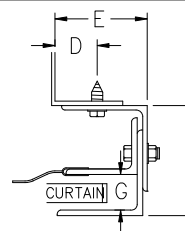
PLAN VIEW

TOP MOTOR CLEARANCE		
HP	14"	16"
Z	4"	3"

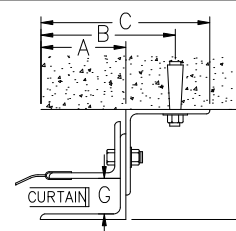


(FRONT) GAUGE
(BACK) GAUGE

GUIDE DETAIL (NON-WINDLOCK)

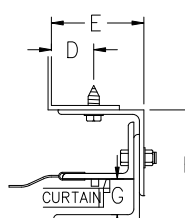


STEEL / WOOD

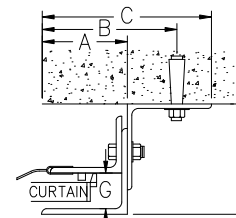


CONCRETE / MASONRY

GUIDE DETAIL (WINDLOCK)



STEEL / WOOD



CONCRETE / MASONRY

GUIDE DIMENSIONS

GUIDE TYPE	A	B	C	D	E	F	G
2	2. 5/8"	3. 7/8"	5. 1/8"	1. 1/4"	2. 13/16"	4"	1. 1/4"
3	2. 5/8"	4. 3/4"	5. 5/8"	1. 1/4"	2. 13/16"	4. 3/8"	1. 1/4"
4	2. 5/8"	4. 3/4"	5. 5/8"	1. 1/4"	2. 7/8"	4. 3/4"	1. 1/4"
2(W/L)	3"	4. 1/4"	5. 1/2"	1. 5/8"	3. 3/16"	4"	1. 1/2"
3(W/L)	3"	5. 1/8"	6"	1. 5/8"	3. 3/16"	4. 3/8"	1. 1/2"
4(W/L)	3"	5. 1/8"	6"	1. 5/8"	3. 1/4"	4. 3/4"	1. 1/2"
5(W/L)	3"	5. 1/8"	6"	1. 5/8"	3. 1/4"	4. 3/4"	1. 1/2"
6(W/L)	5. 1/4"	6. 1/2"	7. 3/4"	1. 5/8"	4. 7/8"	7. 1/4"	1. 1/2"

GENERAL NOTES

SLATS/HOOD: SELECT FINISH OPTION BELOW (HOOD INCLUDES WEATHER BAFFLE)

- ☐ GRAY POLYESTER TOP COAT
- ☐ WHITE POLYESTER TOP COAT

OTHER SURFACES:

- ☐ SHOP COAT BLACK PRIMER

OPERATION:

- ☐ RIGHT HAND SHOWN, LEFT HAND OPPOSITE

GUIDES:

- ☐ STRUCTURAL STEEL ANGLES OF 3/16" MINIMUM THICKNESS
- ☐ WITH PVC WEATHER SEAL

BOTTOM BAR:

- ☐ TWO 2"x2"x1/8" STEEL ANGLES WITH PVC BULB ASTRAGAL

NOTE: ADD "Z" TO "X" TO ACHIEVE OVERALL HEADROOM REQUIREMENTS

MRK.	QTY.	OPENING SIZE		OPERATION	R.H.	CLEARANCES		OPTION	PROJECT:
		WIDTH "W"	HEIGHT "H"			L.H.	"x+2"		
									CONTRACTOR:
									DISTRIBUTOR:
									DATE:
									SHEET: OF: BY: REF.#
									600 SERIES-INSULATED-FACE OF WALL (H MOTOR)

Richards-Wilcox is not responsible for the use of improper installation procedures, structural supports as well as field inspection prior to manufacturing and installation.

APPROVAL SIGNATURE: _____ DATE: _____

Richards-Wilcox

Garage Doors

ROLLTITE

5100 Timberlea Boulevard, Mississauga, ON Canada L4W 2S5

1-800-667-1572 • www.rwdoors.com