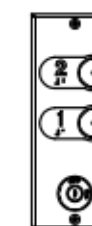
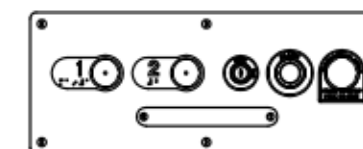


 : GLASS
 : ST/ST

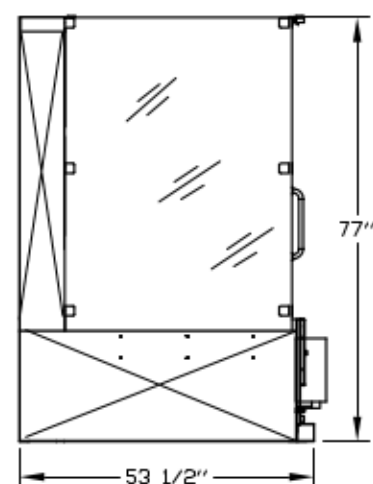
CAR OPERATING
PANEL (COP)

CALL/ SEND
STATION

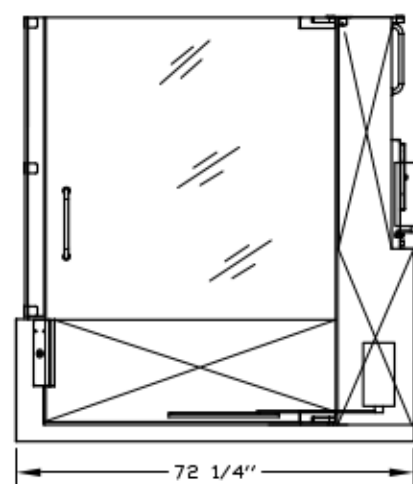


TYPICAL PLAN

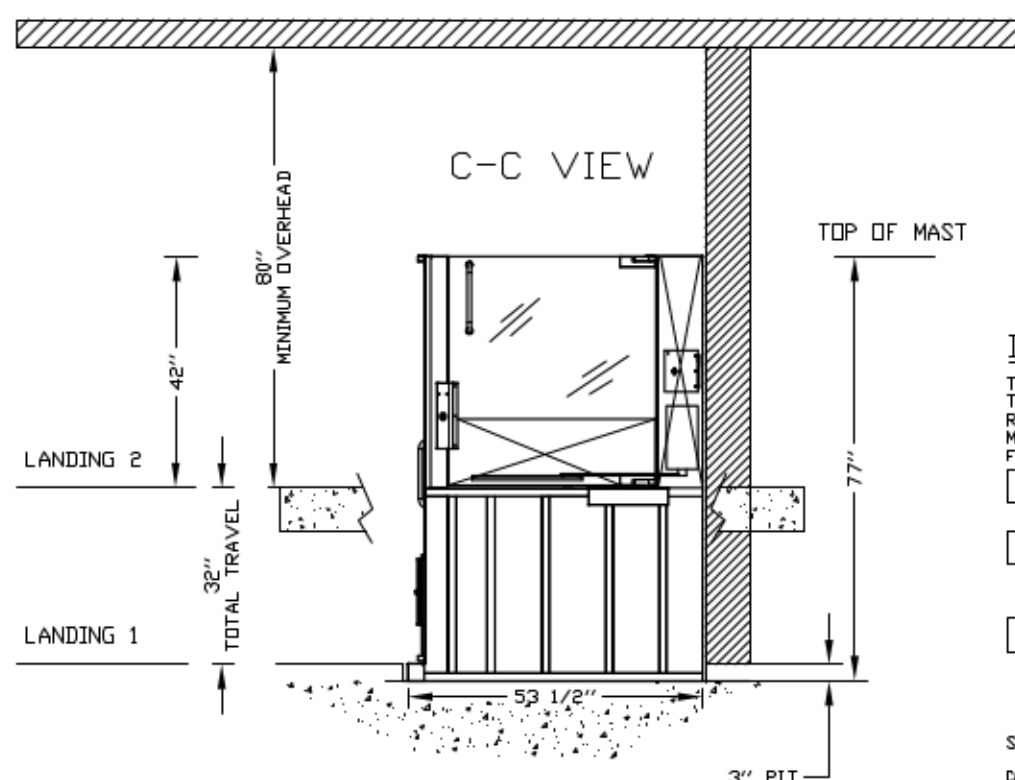
A-A VIEW



B-B VIEW



SUPPORT WALL OPTIONAL FOR 48" UNIT OR LESS IN STRAIGHT THROUGH CONFIG ONLY



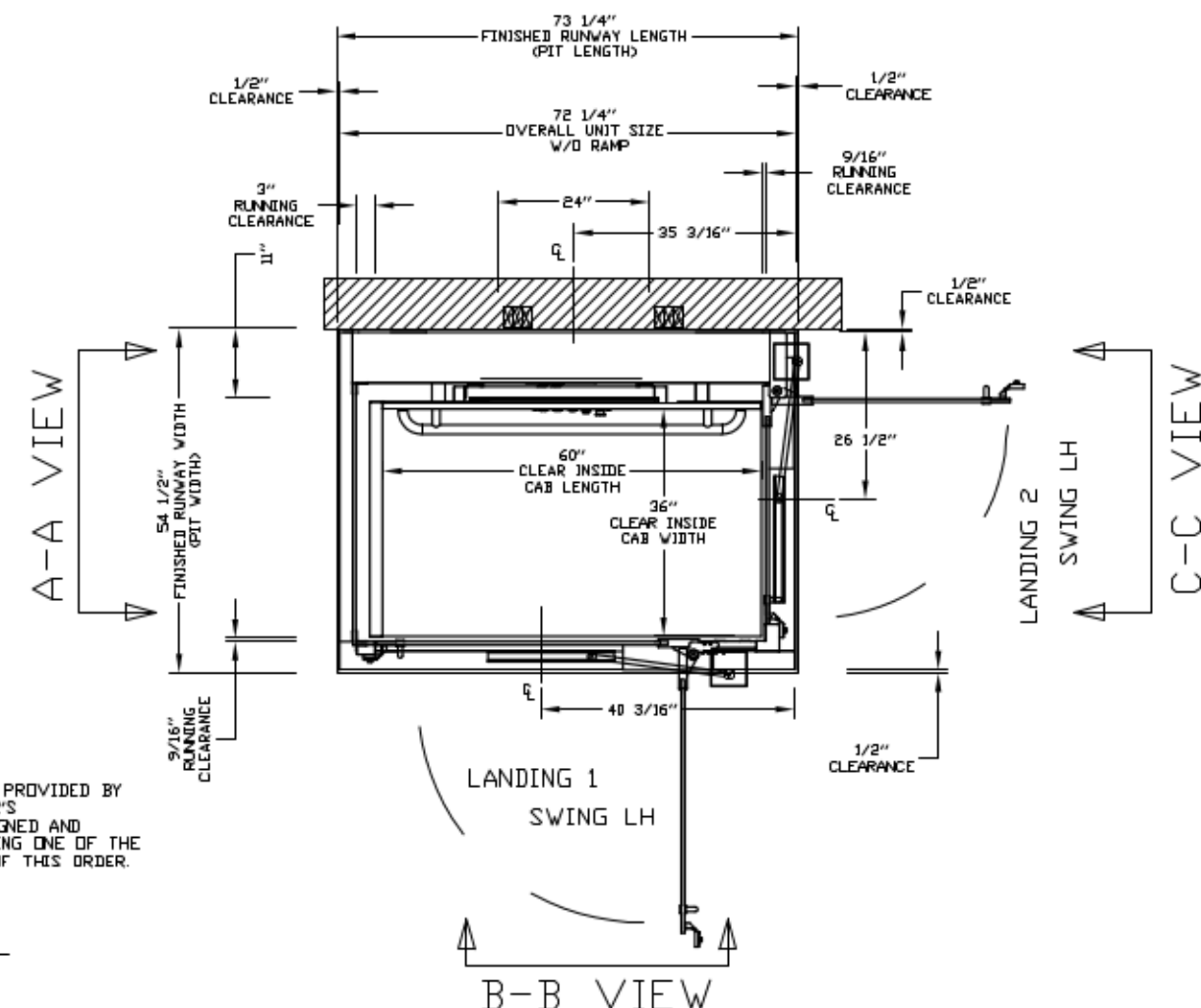
DRAWING APPROVAL

THIS DRAWING REFLECTS OUR INTERPRETATION OF THE INFORMATION PROVIDED BY THE DEALER ON THE ORDER FORM. THIS INFORMATION IS THE DEALER'S RESPONSIBILITY, AND IS THE BASIS FROM WHICH THIS LIFT IS DESIGNED AND MANUFACTURED. PLEASE INDICATE THE REQUESTED ACTION BY CHECKING ONE OF THE FOLLOWING BOXES AND SIGNING BELOW TO AUTHORIZE COMPLETION OF THIS ORDER.

- ☐ APPROVED WITH NO EXCEPTIONS
MANUFACTURE PRODUCT AS PER DRAWING
☐ APPROVED WITH EXCEPTIONS, NO REAPPROVAL
REQUIRED
MAKE CHANGES AS NOTED, NO REAPPROVAL DRAWING REQUIRED
☐ CHANGE AS NOTED, REAPPROVAL REQUIRED
MAKE CHANGES AS NOTED, SEND CORRECTED DRAWING FOR
REAPPROVAL BEFORE MANUFACTURE

SIGNATURE: _____ DATE: _____

CAUTION: ONCE THE DRAWING IS APPROVED, JOB CANCELLATION FEES WILL APPLY



GENERAL ARRANGEMENT
ENCLOSED VERTICAL WHEELCHAIR PLATFORM LIFT

CUSTOMER:

PROJECT:

ADDRESS:

OFFICE USE ONLY:

CONFIGURATION VERSION STAMP: 0.1

MODULE VERSION STAMP: B-S-61

DATE:
08/23/12

REVISION DATE:
mm/dd/yy

COMPLETED BY:
PHILLIP T.

Part No. V1504-PE

Variant No. 80032793

 savaria

JOB No. Type-31 OF 2 SHEET No.