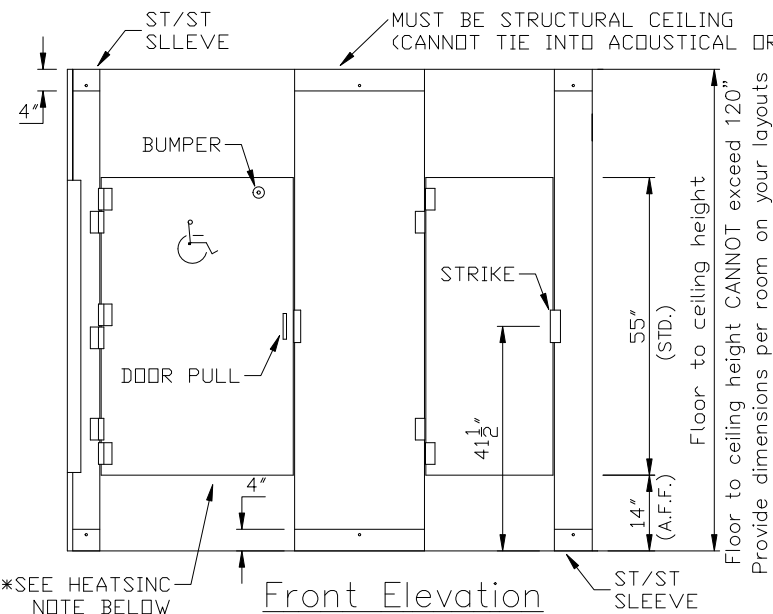


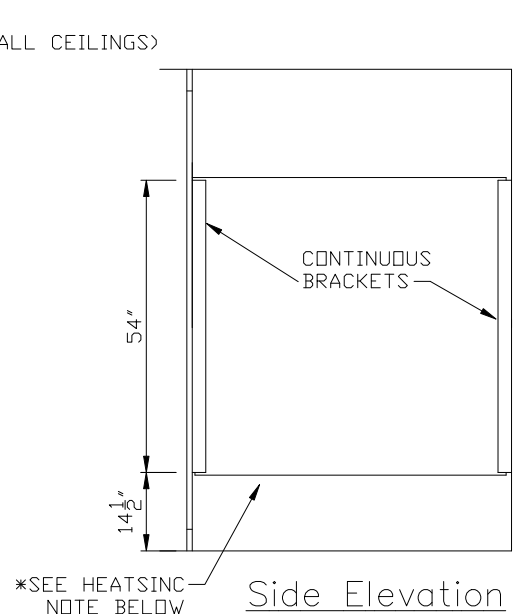
Plan Elevation

WALL FASTENERS ARE AVAILABLE AS (1 1/2" STANDARD) OR (2 1/2" OPTIONAL).  
 \*\*ACTUAL PART DESIGN MAY DIFFER FROM THE DRAWING ABOVE.



Front Elevation

\*SEE HEATSINC NOTE BELOW



Side Elevation

\*SEE HEATSINC NOTE BELOW

## Details

C:\DOCUME~1\mmoraski\LOCALS~1\Temp\A\$C73E32FA4.dib

### STANDARD ELEVATIONS

(Drawings are not to scale)

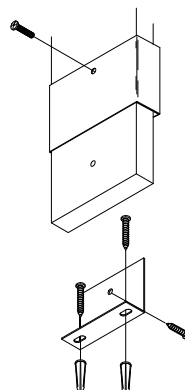
\*Floor To Ceiling

\*8" Aluminum Wrap-Around Hinge

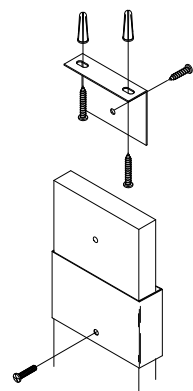
\*Continuous Brackets

**Note:** "Job-Specific Specifications" for all orders are located on the top of the shop drawing layouts.

**\* HEATSINC NOTE:** Heatsinc is to be placed on the bottom of the panels & doors. (If specified)



Floor Mount



Ceiling Mount