

NOTE:

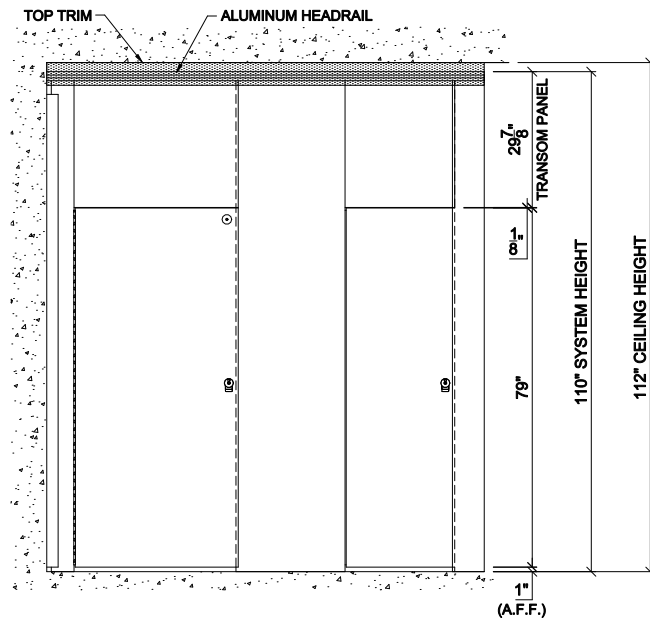
Scranton Products does not provide job specific elevations. The "standard" elevation shown here is being provided to illustrate the key elements of your partition system.

NOTE:

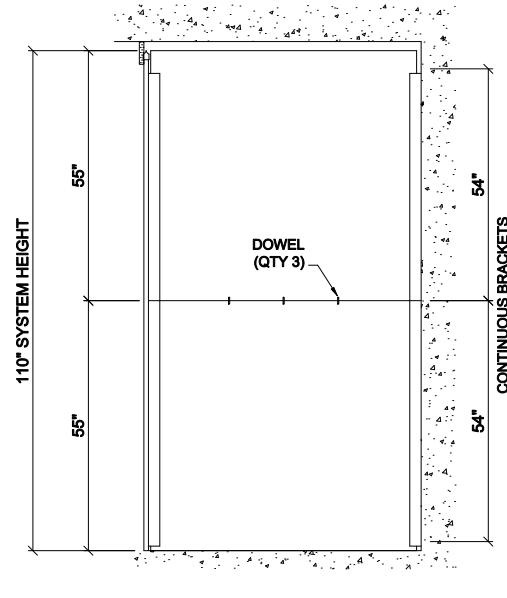
The Aria system offers optional trim in the form of 1/2" thick Top Trim, Chair Rail & Base Molding. Systems higher than 86" will be provided with Top Trim. All other trim options will ONLY be provided when requested. See Color Selection form for styles, sizes and color options available.

NOTE:

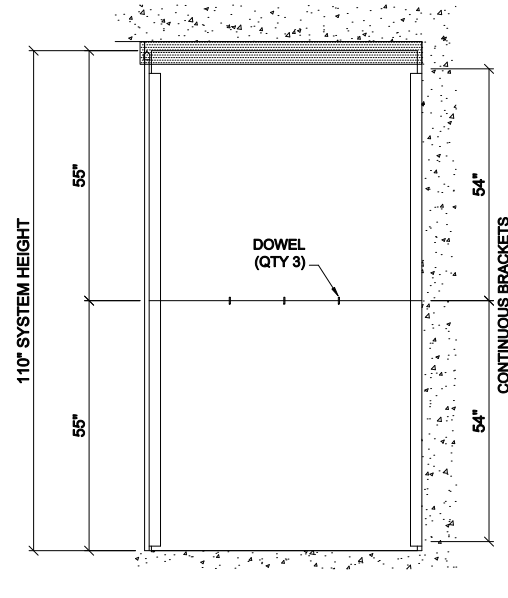
If trim options are required on the job, they are designed to be brad nailed in place. It is the responsibility of the installer to be equipped with a brad nailer and 1"-1 1/4" brads.



Front Elevation



*Side Elevation
Inside Panels*



*Side Elevation
Outside Panels*

PLEASE NOTE:

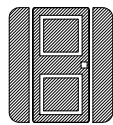
2 - 54" brackets provided at each connection; Cut in field to fit.

TRIM DEFINITIONS:

- TOP TRIM - PROVIDED TO ATTACH TO THE TOP OUTSIDE FACE OF PILASTERS AND OUTSIDE PANELS.
- CHAIR RAIL - PROVIDED TO ATTACH TO THE SEAM BETWEEN TWO STACKED PANELS ON BOTH SIDES FROM BRACKET TO BRACKET.
- BASE MOLDING - PROVIDED TO ATTACH TO THE BOTTOM OUTSIDE FACE OF PILASTERS.



**SCRANTON
PRODUCTS**



**ARIA
PARTITIONS**