

HEX-TRAY™ & STAK-CAP™ PEDESTAL

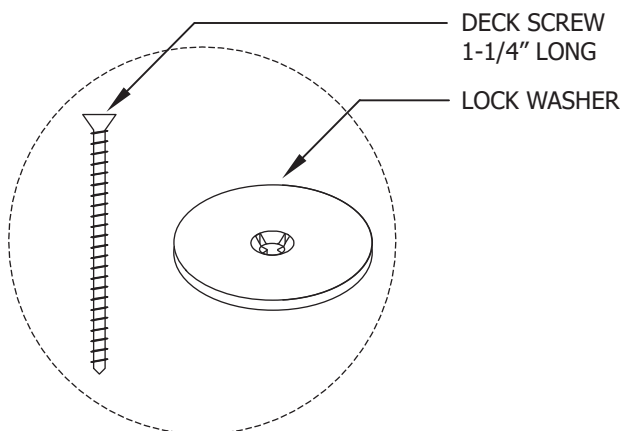
TRANSITION, ALIGNMENT & LOCK DOWN DETAILS

National Distribution

Tel: 213-550-3803

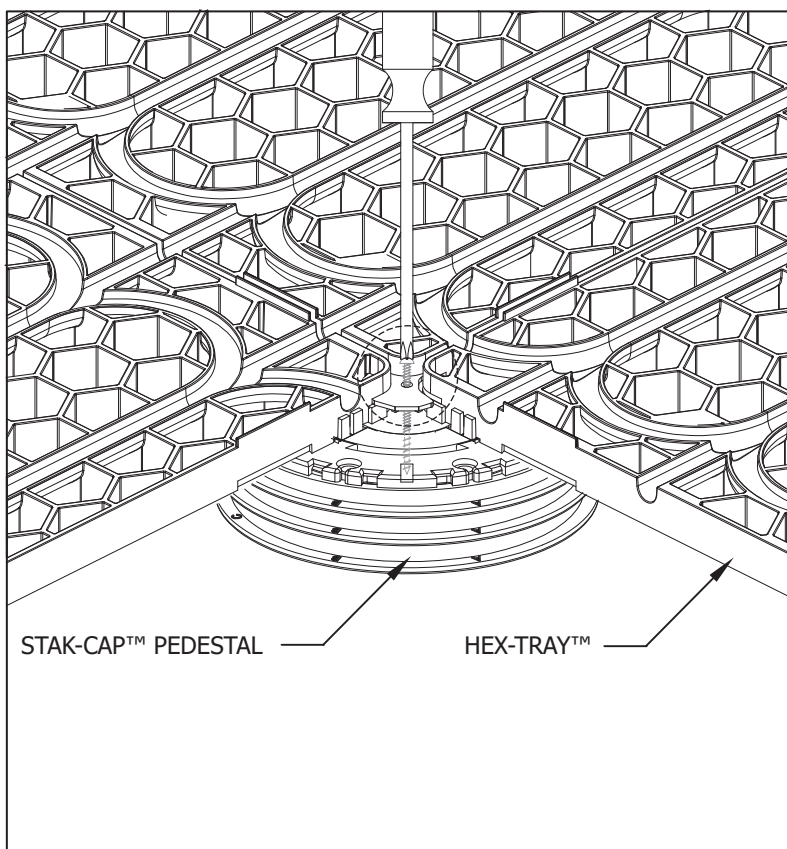
Toll Free: 888-550-3803

Fax: 213-380-5561

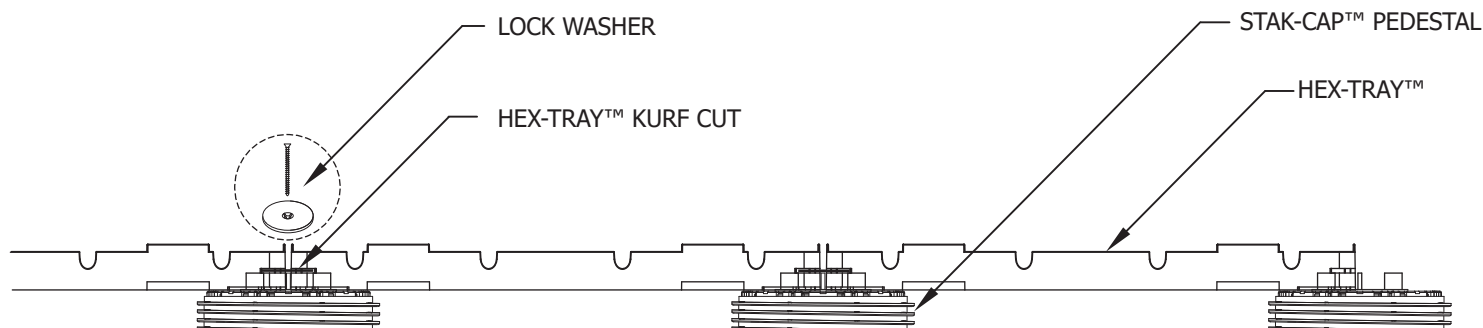


HEX-TRAY™ & STAK-CAP™ PEDESTALS SYSTEM COMPONENTS INCLUDES A HONEYCOMB STRUCTURAL TRAY, STAK-CAP™ PEDESTALS AND LOCK WASHER.

AFTER 3 HEX-TRAYS™ ARE INSTALLED ON TOP OF PEDESTAL, INSERT THE LOCK WASHER IN TO THE KURF CUT ON THE CORNERS OF THE 3 HEX-TRAYS™. INSERT THE 4th HEX-TRAY™ IN TO THE 4TH CORNER. ONCE ALL 4 HEX-TRAY™ ARE TIGHTLY IN PLACE INSERT DECK SCREW (1-1/4" LONG) THROUGH LOCK WASHER AND HAND TIGHTEN IN TO PEDESTAL TOP UNTIL ALL 4 PAVERS ARE SECURELY FASTENED TO THE PEDESTAL. DO NOT OVER TIGHTEN.



HEX-TRAY™ & STAK-CAP™ PEDESTAL TRANSITION AND ALIGNMENT



GENERAL NOTES: APPLY TO ALL OF THE ABOVE PRODUCTS

1. INSTALLATION MUST BE COMPLETED IN ACCORDANCE WITH TILE TECH INC PRODUCT SPECIFICATIONS.
2. DRAWING NOT TO SCALE.
3. USE OF BUFFER PADS IS MANDATORY.
4. CONTRACTOR'S NOTE: FOR PRODUCT AND COMPANY INFORMATION VISIT www.TILETECHPAVERS.com