



Resource Guide

January 2016

WESTECH RESOURCE GUIDE

January 2016

Westech's TruGrain Resource Guide is regularly updated. We will routinely review the Resource Guide to make necessary changes to our pricing, policies and products. Our Customer Service Department (866.423.2385 or 866.423.2381) or your Account Representative can provide you with our current edition.

Although we have made a substantial effort to ensure the accuracy of the details contained herein, Westech is not responsible for errors or omissions in the Resource Guide. We ask that you communicate any errors, omissions, comments or suggestions to Westech's Marketing Group directly by phone at 713.585.2570 or by email at info@westechbp.com.

TABLE OF CONTENTS

	Page
TruGrain Ordering Policies	1
TruGrain Product Program	3
Technical Data	13
Customer Quality Concerns	15

TRUGRAIN ORDERING POLICIES

Westech's TruGrain made with Resysta Program provides unique, sustainable products based on our customers insights and industry demand, in stock and at a competitive price.

Ordering

- All orders should be placed in English, electronically through the Customer Service Department, customerservice@westechbp.com or by fax at 1.713.343.8440.
- All orders will be placed by truckload and are subject to acceptance by Westech.
- If an order, special or otherwise, is for less than full unit quantities, we will charge a “broken bundle” or “repackaging service fee” of \$150 per bundle or SKU number, to cover the added cost of this service.
- Distributor requested LTL shipments will only be fulfilled if the distributor arranges a flatbed carrier (freight prepaid) for pick up. All TruGrain profiles come with standard packaging and will only be sold in full bundles. All liability of the product will be the distributor's responsibility from the time product leaves Mt. Vernon site. Scheduling of the pick-up must be arranged with Westech's Shipping Department at 812-985-3628x244. Trucks that arrive without a scheduled pick up will be turned away.
- All credit-approved accepted orders will be acknowledged electronically within 24 hours of order receipt. If you have not received an acknowledgement within that timeframe, you are asked to contact the Customer Service Department in order to avoid any further processing delays.
- Please review the acknowledgement carefully. If any changes are required please notify Westech within 24 hours of receipt.
- Amended orders will be similarly acknowledged to confirm Westech's acceptance of specified changes.
- Cancellation of TruGrain product orders will be accommodated up to two business days prior to the scheduled date of shipment.
- Cancellation or order changes of container shipments will be accommodated within 7 business days of scheduled shipment.

Westech's Customer Service Department is available Monday – Friday from 8 a.m. to 5 p.m. Central U.S. Time Zone.






Westech's Shipping Department hours are Monday – Friday from 8 a.m. to 4 p.m. Central U.S. Time Zone.





BASE PART NUMBER REFERENCE





For Example: D•GD•010•055•144






Part Type	Identifier	First Profile Dimension (height)	Second Profile Dimension (width)	Third Profile Dimension (length)
D = Decking	GD = gold decking	1st & 2nd characters = inches	1st & 2nd characters = inches	= inches
A = Accessories		3rd character = Decimals of inch	3rd character = Decimals of inch	
S = Siding		(rounded to nearest)	(rounded to nearest)	
F = Façade		Examples:	Examples:	Examples:
H = Hardware		12 7/8" (12.875") = 129	12 7/8" (12.875") = 129	144" = 12'
W = Wall Cladding		3/8" (0.375") = 004	3/8" (0.375") = 004	
		1 1/8" (1.125") = 011	1 1/8" (1.125") = 011	





TRUGRAIN PRODUCTS

CONSTRUCTION PROFILES						
	Part Number	Profile Description	Standard Length	Packaging QTY	Weight (lbs. per ft.)	Weight by Package (lbs.)
	DPL010055144 DPL010055192 DPL010055240	Platinum Decking 1" x 5½" (1" x 5.51") (25.4mm x 140mm)	12ft.(3.66m) 16ft.(4.88m) 20ft.(6.10m)	56 56 56	1.89	1270.1 1693.4 2116.8
	DGD010055144 DGD010055192 DGD010055240	Gold Decking 1" x 5½" (.976" x 5.51") (24.8mm x 140mm)	12 ft. (3.66m) 16 ft. (4.88m) 20 ft. (6.10m)	56 56 56	1.670	1122.2 1496.3 1870.4
	DSV008055144	Silver Decking ¾" x 5½" (.787" x 5.51") (20mm x 140mm) <i>*Limited stock, discontinued at inv. depletion</i>	12ft. (3.66m)	70	1.404	1179.4
	DJY015055144	Jetty Decking 1½" x 5½" (1.5" x 5.51") (38mm x 140mm)	12ft. (3.66m)	56	2.297	1543.6
	AJT010015144	Joist 1" x 1½" (.984" x 1.5") (25mm x 38mm)	12ft. (3.66m)	70	0.957	803.9

	Part Number	Profile Description	Standard Length	Packaging QTY	Weight (lbs. per ft.)	Weight by Package (lbs.)
	AEP008028144	End Plate 3/4" x 2 3/4" (.787" x 2.75") (20mm x 70mm)	12ft. (3.66m)	50	1.41	846.0
	ADW005000036	Dowel 1/2" OD (.472") (12mm)	3ft. (0.91m)	50	0.114	17.1
	AEC004004072	Edge Cap 3/8" x 1/2" (.425" x .440") (10.8mm x 11.2mm)	6ft. (1.83m)	20	0.122	14.6
	HPC000001000	Plastic Deck Clip w/ Screws (100 clips/bag)	NA	1 box/100	N/A	2.5
	HPC000002000	Plastic Deck Clip no screws (100 clips / bag)	NA	1 box/100	NA	

	Part Number	Profile Description	Standard Length (ft.)	Packaging QTY	Weight (lbs. per ft.)	Weight by Package (lbs.)
	HMC000002000	Metal Deck Clip w/ Screws (90 clips / bag) <i>Limited stock, discontinued end of 2015 or at inv. Depletion</i>	NA	1 box/90	N/A	1.3
	HMC000003000	Metal Clip Bucket (530 clips/ 540 scrails/ 3 Gun Adapters) <i>Limited stock, discontinued end of 2015 or at inv. Depletion</i>	NA	1 box/530	N/A	7.0
	AEC007007072	End Cap 5/8" x 5/8" (.670" x .670") (17mm x 17mm)	6ft. (1.83m)	10	0.291	17.5
	AFB005079144	Fascia Board 1/2" x 8" (.472" x 7.875") (12mm x 200mm)	12ft. (3.66m)	40	2.418	1160.6
	DPB010032120	T&G Porch Board 1" x 3.2" (1" x 3.2") (25.4mm x 81mm)	10ft. (3.05m)	60	0.929	557.4
	DPB010032144		12ft. (3.66m)	60		668.9
	DPB010032192		16ft. (4.88m)	60		891.8





	Part Number	Profile Description	Standard Length (ft.)	Packaging QTY	Weight (lbs. per ft.)	Weight by Package (lbs.)
	FHC008028144	Hollow (2Ch) 3/4" x 2 3/4" (.787" x 2.75") (20mm x 70mm)	12ft. (3.66m)	70	0.727	610.7
	FHC006028144	Hollow (2Ch) 5/8" x 2 3/4" (.590" x 2.75") (15mm x 70mm)	12ft. (3.66m)	70	0.791	664.4
	FHC006035144	Hollow (3Ch) 5/8" x 3 1/2" (.590" x 3.54") (15mm x 90mm)	12ft. (3.66m)	60	1.021	735.1
	FHC008055144	Hollow (4Ch) 3/4" x 5 1/2" (.750" x 5.51") (19mm x 140mm)	12ft. (3.66m)	70	1.404	1179.4
	GHP015055144	4 Channel Hollow (1.496" x 5.512")	12ft. (3.66m)	56	2.398	1611.5

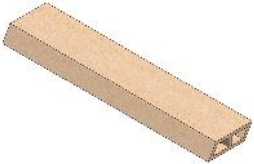





	Part Number	Profile Description	Standard Length	Packaging QTY	Weight (lbs. per ft.)	Weight by Package (lbs.)
	SFB006040144	Siding Flat Board 1/2" x 4" (.530" x 4") (13mm x 101.6mm)	12ft. (3.66m)	100	0.73	876.0
	SFB006060144	Siding Flat Board 1/2" x 6" (.530" x 6") (13mm x 152.4mm)	12ft. (3.66m)	100	0.968	1161.6
	SCS010120096	Commercial Siding Board (1" x 12")	8ft. (2.44m)	50	3.488	1395.2
	HHF000005000	Hidden Fastener Hollow Profiles (100pcs) w/ Screws	NA	1 box	NA	




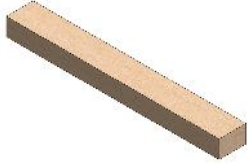
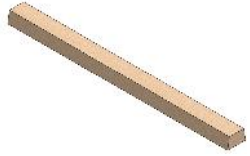

LIMITED STOCK/MADE TO ORDER


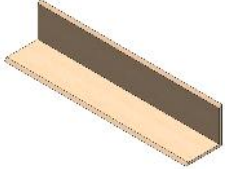
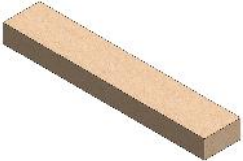
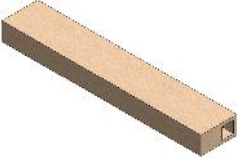


PLEASE CALL FOR AVAILABILITY

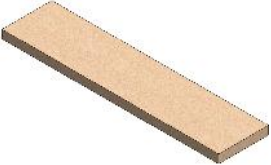

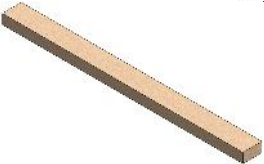
- The following profiles are NOT guaranteed to be in stock. There made me a long lead time to order.

	Part Number	Profile Description	Standard Length	Packaging QTY	Weight (lbs. per ft.)	Weight by Package (lbs.)
	DPL010075144 DPL010075192 DPL010075240	Platinum Decking 1" x 7½" (1" x 7.48") (25.4mm x 190mm)	12ft.(3.66m) 16ft. (4.88m) 20ft. (6.10m)	60 60 60	2.61	1879.2 2505.6 3132.0
	AFI002079144	Inlay 3/16" x 7 7/8" (.197" x 7.875") (5mm x 200mm)	12ft. (3.66m)	60	1.007	725.0
	HLB000008000	Hidden L Bracket	3" (76.2mm)	100pcs	NA	
	SBB008040144	Siding Beveled Board ¾" x 4" (.787" x 4") (20mm x 101.6mm)	12ft.(3.66m)	100	0.519	622.8

	Part Number	Profile Description	Standard Length	Packaging QTY	Weight (lbs. per ft.)	Weight by Package (lbs.)
	WCA008026144	Angled Wall Clad (0.787" x 2.559")	12ft. (3.66m)		0.589	
	WCA008039144	Angled Wall Clad (0.787" x 3.937")	12ft. (3.66m)		0.911	
	AIL001079144	Inlay (0.098" x 7.874")	12ft. (3.66m)		0.502	
	ALI002079144	L-Profile Inlay (0.197" x 7.874")	12ft. (3.66m)		0.494	
	ATI002079048	T&G Profile Inlay (0.197" x 7.874")	4ft. (1.22m)		1.374	
	AFL002079048	4x L-Profile Inlay (0.197" x 7.874")	4ft. (1.22m)		0.993	

	Part Number	Profile Description	Standard Length	Packaging QTY	Weight (lbs. per ft.)	Weight by Package (lbs.)
	AHF008018144	Handrail & Fence (0.787" x 1.772")	12ft. (3.66m)		0.486	
	AHC000006000	Handrail & Fence Profile Cap	NA		NA	
	GHP015028144	General Construction 3CH (1.496" x 2.756")	12ft. (3.66m)		1.838	
	GSP010015144	General Construction (0.984" x 1.496")	12ft. (3.66m)		0.956	
	GSP006010096	General Construction (0.591" x 0.984")	6ft. (1.83m)		0.34	
	AHF020000144	Handrail & Fence (1.969 OD)	12ft. (3.66m)		1.064	

	Part Number	Profile Description	Standard Length	Packaging QTY	Weight (lbs. per ft.)	Weight by Package (lbs.)
	AHF028006144	Handrail & Fence (2.756" x 0.63")	12ft. (3.66m)		0.94	
	ACC024024144	Corner Closing (2.362" x 2.362")	12ft. (3.66m)		0.45	
	GSP022011144	General Construction (2.165"x1.102")	12ft. (3.66m)		1.551	
	GHP022011144	General Construction HOLLOW (2.165"x1.102")	12ft. (3.66m)		1.224	
	GSP003018096	General Construction (0.315" x 1.772")	8ft. (2.44m)		0.363	
	GSP004018096	General Construction (0.394" x 1.772")	8ft. (2.44m)		0.454	

	Part Number	Profile Description	Standard Length	Packaging QTY	Weight (lbs. per ft.)	Weight by Package (lbs.)
	GSP005018096	General Construction (0.472" x 2.756")	8ft. (2.44m)		0.845	
	ADW002000036	Dowell (0.236" OD)	3ft. (.91m)		NA	
	GSP005010096	General Construction (0.472" x 0.984")	8ft. (2.44m)		0.302	

TECHNICAL DATA & INSTALLATION SPECIAL NOTES

TruGrain made with Resysta	Density	Tensile Strength	Tensile Modulus of Elasticity	Bending Strength	Bending Modulus of Elasticity	Coefficient of Linear Thermal Expansion
	1.50 g/cm ³	3,162 psi	339,388 psi	6,672 psi	558,395 psi	3.6 x 10 ⁻⁵

Expansion - Contraction: Average expected expansion - contraction (This can vary based on geographical region)

TruGrain Expansion – Contraction Guide				
Profile length	8 ft	12 ft	16 ft	20 ft
Expansion / Contraction amount (approx. 0.3% over 90° F variation in temperature)	5/16" (0.288")	7/16" (0.432")	9/16" (0.576")	3/4" (0.720")

Decking: Always consider linear expansion of TruGrain profiles during the installation of decking products. If temperatures fluctuate during the installation the gaps placed between the ends of the boards and the ends of a wall or fascia board must change with the temperature. Use the guide below to gap boards during decking installation.

TruGrain Decking Board Gap Guide					
	End-to-End of Decking Boards				Wall Gap
Temperature at Installation	Below 30 °F	60°F	90°F	120°F	
Amount for Decking Profile Length of 12 ft.	7/16"	1/4"	1/16"	0"	1/4"
Amount for Decking Profile Length of 16 ft.	9/16"	3/8"	3/16"	0"	5/8"

Siding: When attaching siding boards by face screwing always make sure the distance from the screw to the profile edge is at least 5/8" and not larger than 2". If the siding is butting against a building or solid wall a gap of 3/8" is required to allow for thermal expansion. Always consider linear expansion of TruGrain profiles during the installation of siding products. If temperatures fluctuate during the installation the gaps placed at corner locations must change with the temperature. Use the guide below to gap boards during siding installation.

Hollow Façade: When attaching hollow boards by face screwing always make sure the distance from the screw to the profile edge is at least 1/2" and not longer than 2". If the hollow board is butting against a building or solid wall a gap of 1/2" is required to allow for thermal expansion. Always consider linear expansion of TruGrain profiles during the installation of hollow products. If temperatures fluctuate during the installation the gaps placed at corner locations must change with the temperature. Use the guide below to gap boards during hollow façade installation.

TruGrain Siding & Hollow Board Gap Guide					
		Corner Gap			Wall Gap
Temperature at Installation	Below 30 °F	65°F	100°F	130°F	
Add on amount for Siding Profile Length of 12 ft.	3/8"	1/4"	1/16"	0"	3/8"
Add on amount for Hollow Profile Length of 12 ft.	3/8"	1/4"	1/16"	0"	1/2"

Customer Quality Concerns

Customer feedback on product quality is a valuable tool for Westech's continuous improvement efforts. Each complaint is investigated by our Quality and Engineering personnel establishing root cause and corrective action. Please contact your account representative to file a customer complaint providing the following information:

- The description of the complaint
- Product description and part number
- Total number of pieces affected by issue
- Product labels
- Pictures of the quality issue
- Samples of the affected product

The information above will be gathered by the account representative who will initiate a Customer Complaint and Corrective Action Report (CCCAR). The CCCAR will be forwarded to the Quality Supervisor to assign a CCCAR number for tracking purposes. Westech will provide material disposal recommendations for each complaint filed and any intermediate remedial actions.

Please Note: Any warranty claims that may arise from installed products are defined under a separate warranty procedure. Please contact your account representative regarding Warranty Inspections and Procedures.