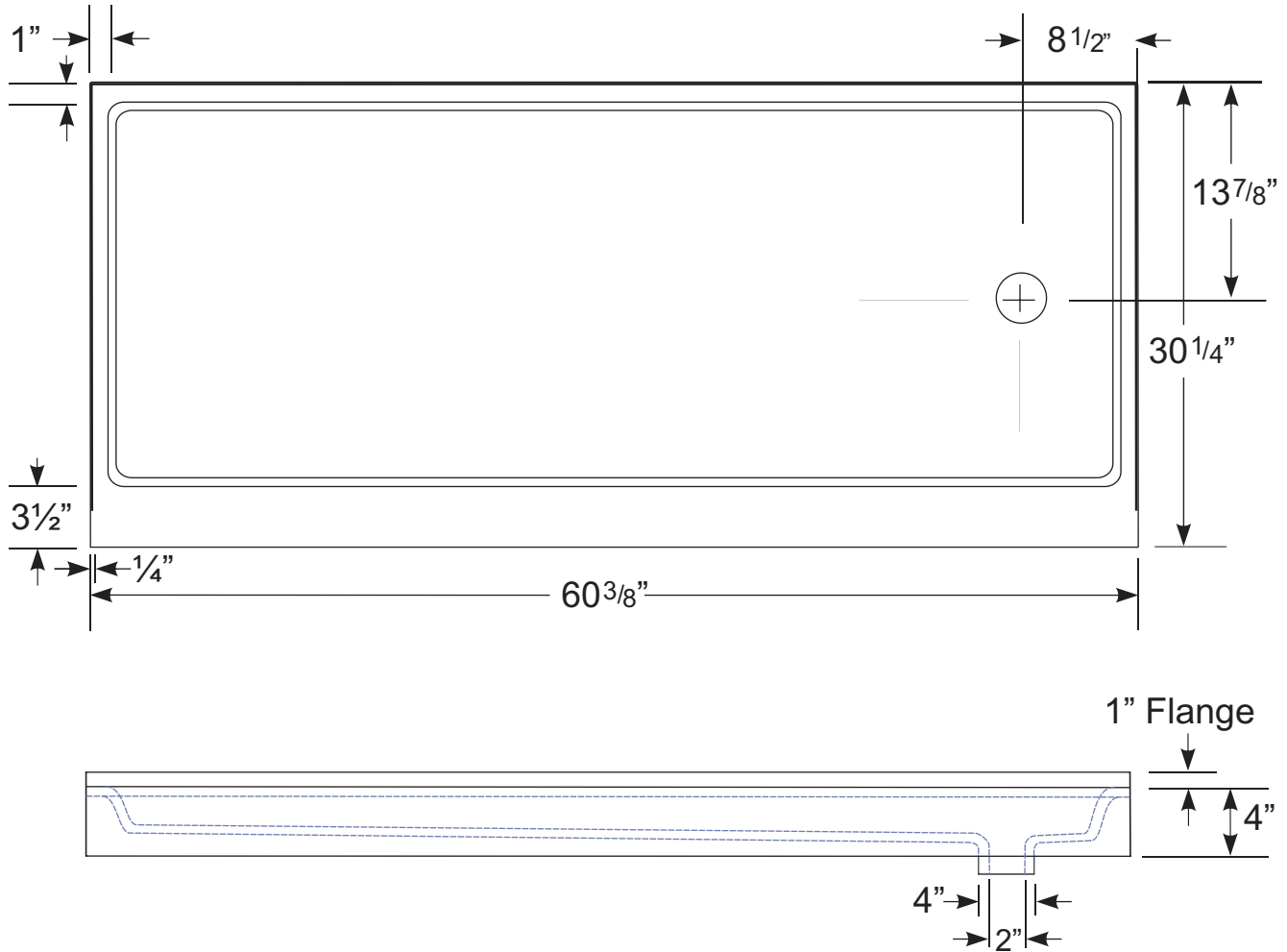


Composite 6030 Retrofit, End Drain, Shower Pan


The ABE, Inc. 6030 shower pan was designed as an option for an industry standard bathtub application with an *AmeriWall* 3-wall shower enclosure. This retrofit unit has a 1" flange on three sides and comes with a self-caulking, wedge-lock drain and strainer.

The white color of the pans is a very close match to *AmeriWall*. The pans are molded from a single piece of durable, stain and fungus resistant composite material and feature a non-slip surface that doesn't interfere with the flow of water.


Meet **ANSI** Specifications Z-124.2



Available with right or left hand drain. Please specify when ordering.



Right Drain



Left Drain

Note: Final height and width dimensions of the delivered product shall be within reasonable tolerances of the quoted height and width dimensions.