


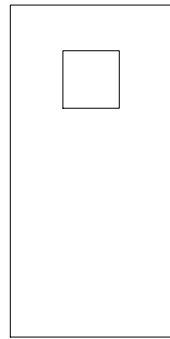


F

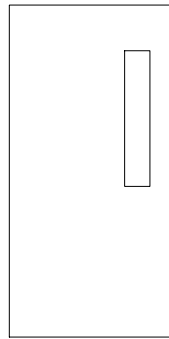
3 HOUR LABEL  
15LE-17LE  
35LE-37LE



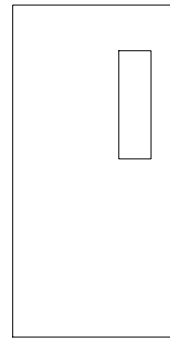
F



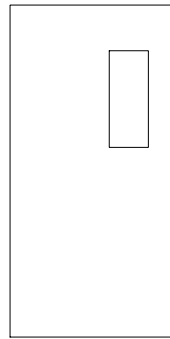
V



N333

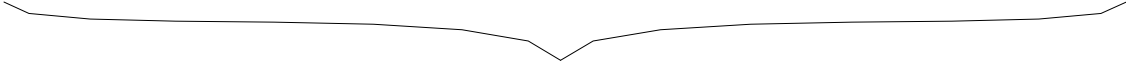


N425



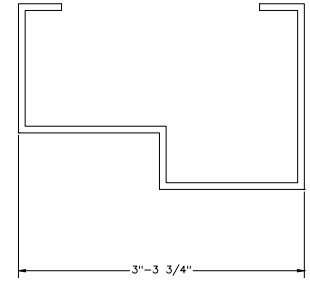
N520

1 1/2 HOUR LABEL  
15LE-17LE  
35LE-37LE

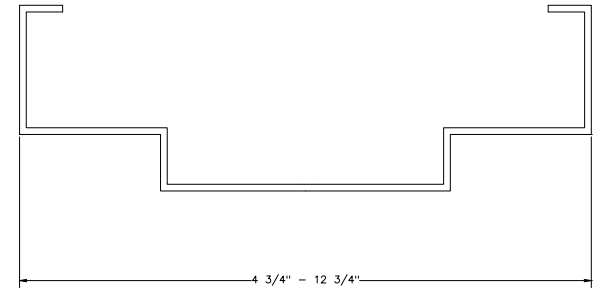


STANDARD SIZES

WIDTH 2'-0", 2'-4", 2'-6", 2'-8", 2'-10", 3'-0", 3'-4", 3'-6", 3'-8", 4'-0"  
HEIGHT -MINIMUM 2'-0", MAXIMUM 5'-0"



3'-3 3/4"



4 3/4" - 12 3/4"

2" FACE HEADER & JAMBS