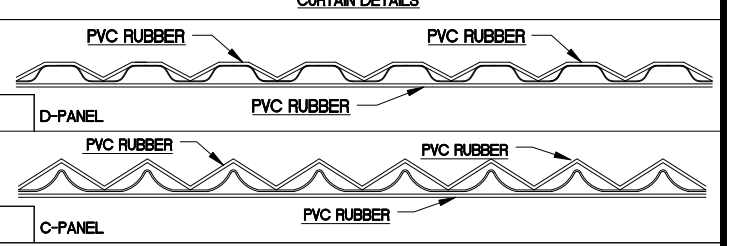
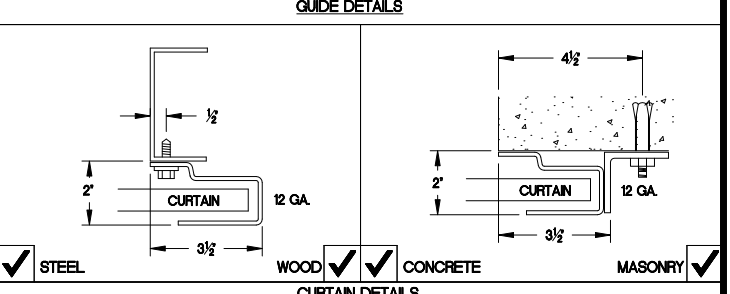
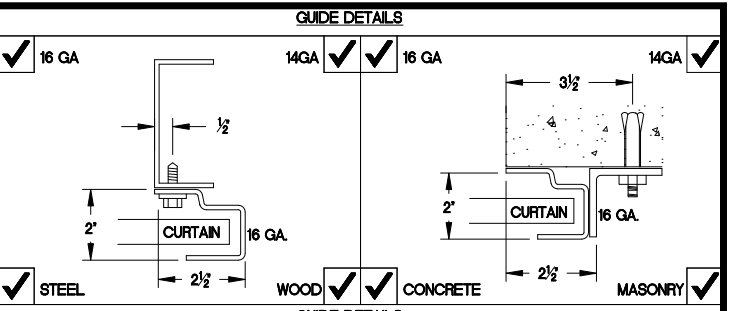


ELEVATION

SECTION-A-A

OPERATION	A1	A2
ELECTRIC DRIVE (UNDER 14' WIDE)	9	6
ELECTRIC DRIVE (14' TO UNDER 20' WIDE)	10	7
ELECTRIC DRIVE (20' WIDE OR WIDER)	11	8



**GENERAL NOTES:**

**CURTAIN:**

- 26 GAUGE GALVANIZED STEEL WITH BAKED ON EPOXY PRIMER AND POLYESTER TOP COAT

**GUIDES:**

- ROLL FORMED ( ) GAUGE GALVANIZED STEEL.

**OPERATION:**

- RIGHT HAND SHOWN, LEFT HAND OPPOSITE

**OTHER SURFACES:**

- GALVANIZED OR SHOP COAT PRIMER

MRK.	QTY.	OPENING SIZE		OPERATION	R.H.	CLEARANCES			OPTION	PROJECT:	DISTRIBUTOR:	4255 McEver Industrial Dr. Acworth, GA 30101 PH:(770) 924-2600 Fax:(770) 974-1455 www.astadoor.com
		WIDTH 'W'	HEIGHT 'H'			L.H.	'X'	'Y'				
MODEL 200 SHEET DOOR WITH MEDIUM DUTY JACKSHAFT MOTOR												

Asta Door Corporation is not responsible for the use of improper installation procedures, structural supports as well as field inspection prior to manufacturing and installation.

APPROVAL SIGNATURE: \_\_\_\_\_ DATE: \_\_\_\_\_