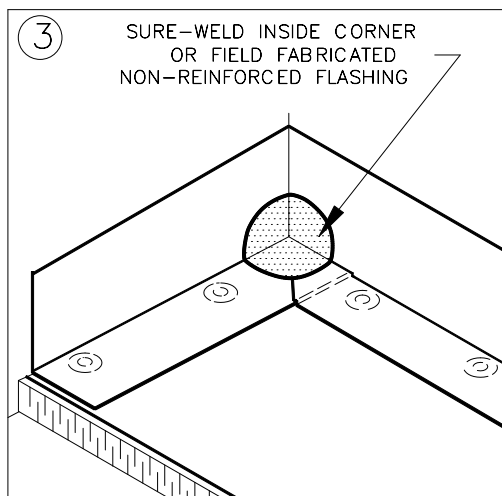
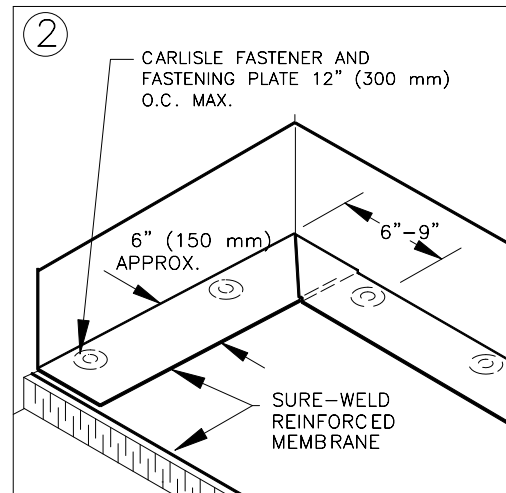
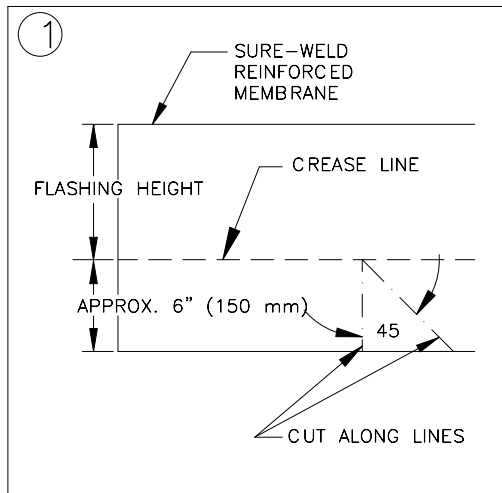


Carlisle SynTec Incorporated

Sure-Weld® ROOFING SYSTEM



NOTES:

1. BEGIN INSTALLATION OF FASTENING PLATES 6" TO 9" (150 TO 230 mm) FROM THE CORNER.
2. POSITION FASTENING PLATES 1/2" TO 1" (13 mm to 25 mm) FROM EDGE OF MEMBRANE.
3. APPROXIMATELY 1/8" (3 mm) DIAMETER BEAD OF CUT-EDGE SEALANT IS REQUIRED ON CUT EDGES OF SURE-WELD REINFORCED MEMBRANE.
4. REFER TO SPECIFICATION FOR ACCEPTABLE CARLISLE FASTENERS AND PLATES.

INSIDE CORNER FLASHING

SW-15A