

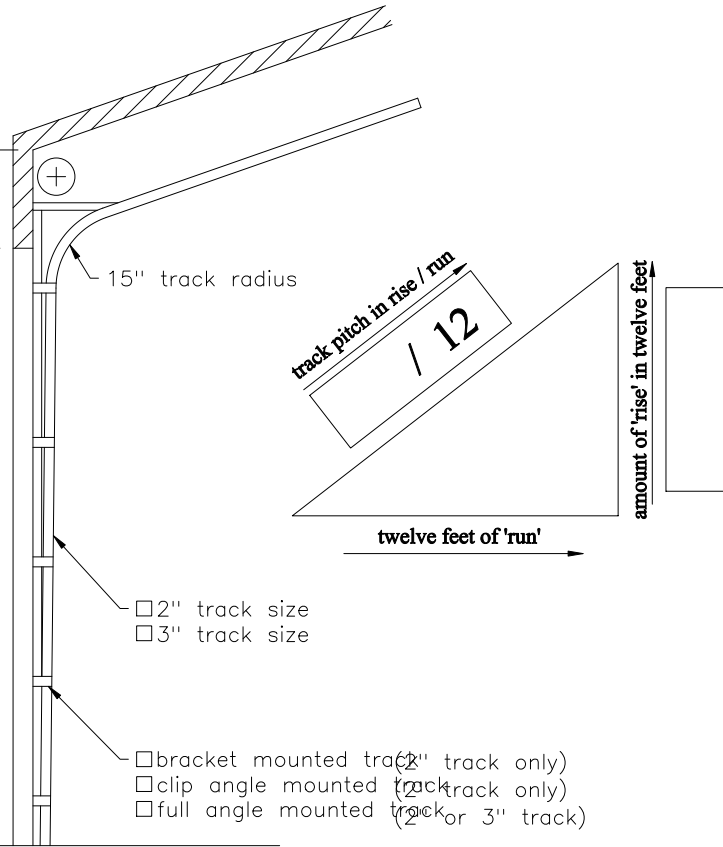
Headroom Requirements		
door height	2" track	3" track
up to 12'-0"	14-1/2"	15-1/2"
12'-3" to 16'-0"	16"	17"
16'-3" to 18'-0"	N/A	19-1/2"

Various spring and door designs may require additional headroom. Add an additional 3" for an operator.

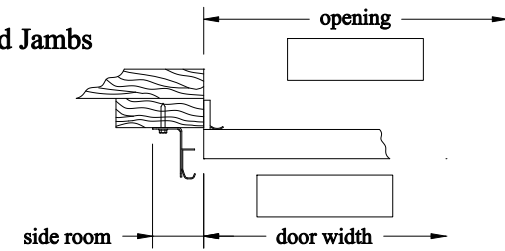
headroom for door  
allow an additional 3" for operator



door height /  
opening height

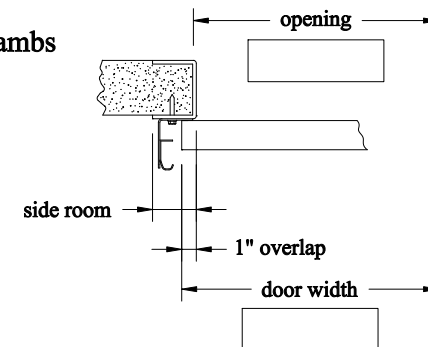


Wood Jambs



minimum side room required		
track size	jamb	spring line
2" track	4"	5"
3" track	5"	5"

Steel Jambs



minimum side room required		
track size	jamb	spring line
2" track	2-3/4"	5"
3" track	3-1/2"	5"

05/2006 Copyright 2001 C.H.I. Overhead Doors

Door Qty.	Door Width	Door Height	Jamb Type	Model	Exterior Color
Miscellaneous Notes					



**C.H.I. OVERHEAD DOORS**

1485 Sunrise Drive, Arthur, IL 61911

TOLL FREE: 800-677-2650 FAX: 217-543-3087

Standard Incline Track			
ARCHITECT:			
CONTRACTOR:			
PROJECT NAME:			
DOOR COMPANY:			
QUOTE NUMBER:		DOOR NUMBER:	
PREPARED BY:		DATE:	Page 2 of 2