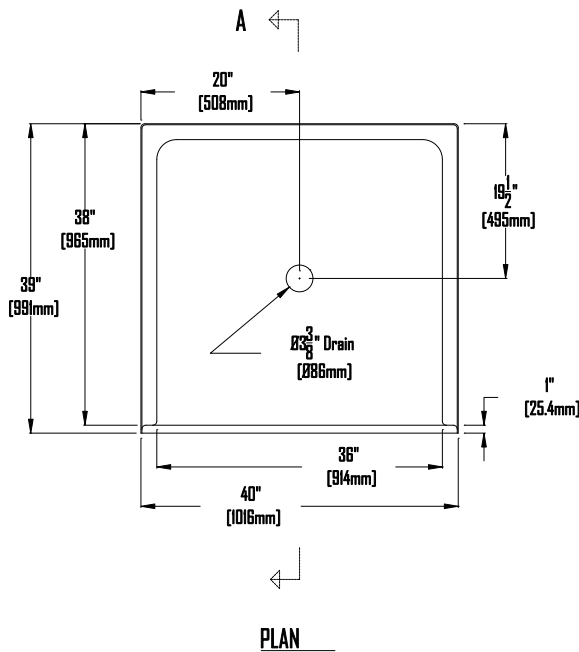

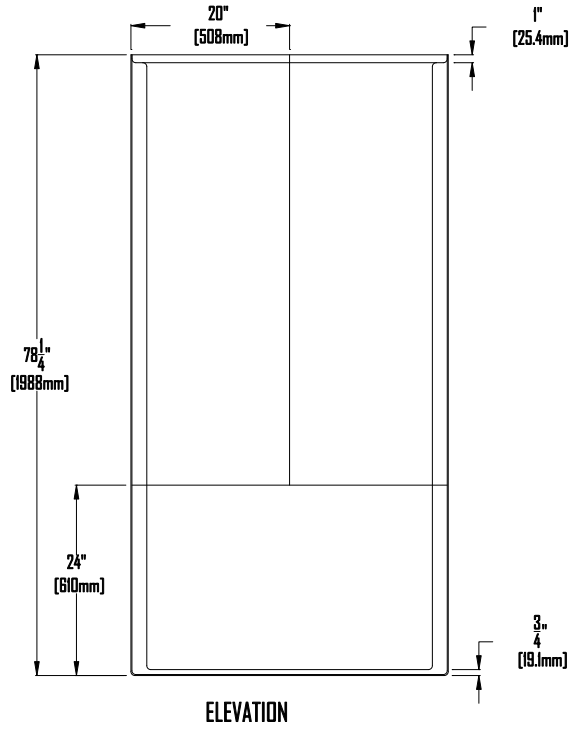


# CLARION BATHWARE



**40" (1016mm) Barrier Free Shower  
with 3/4" (19.1mm) Threshold**

**Center Drain**

## Specifications:

- \* Special installation instructions for this unit must be followed carefully
- \* Units comply with ADAAG, HUD UM-73A, ANSI-Z124.2 and ANSI A117.1
- \* Wood reinforced floor
- \* 1" (25.4mm) nailing flange
- \* 1" (25.4mm) floor nailing flange
- \* Door Opening: W-36" (914mm) H-76" (1930mm)
- \* Shower Floor: W-36" (914mm) D-36" (914mm)
- \* All dimensions +/- 1/4" (6.35mm)
- \* Clarion Bathware reserves the right to change design and/or dimensions
- \* Dimensions are the same for RE, RG, MP, and CU versions of this model

**Model 3940KD34CD**

**3-Piece Center Drain Barrier-Free Shower**

Signature For Approval:

Date:

Customer: \_\_\_\_\_  
 Arch./Engr: \_\_\_\_\_  
 Contractor: \_\_\_\_\_  
 Cla. Engr: \_\_\_\_\_

Shippville, Pa. 16254  
 Phone: 814-226-5374  
 Fax: 814-226-0730  
 www.clarionbathware.com

Dwg. by: DJC

Engr. Ckd. by: BAM