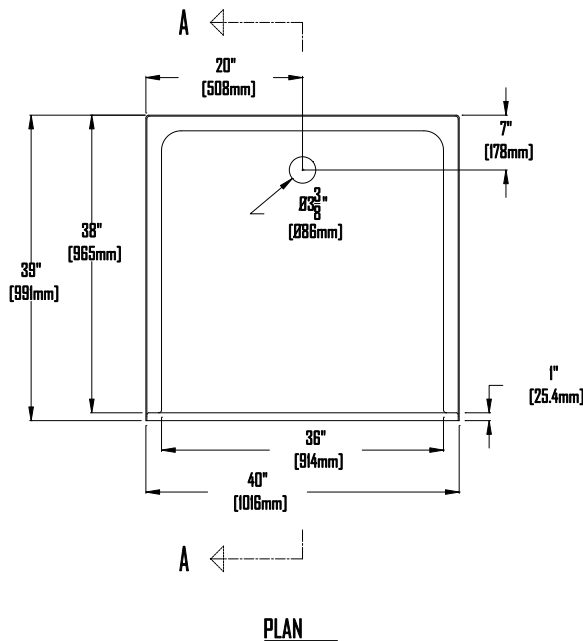

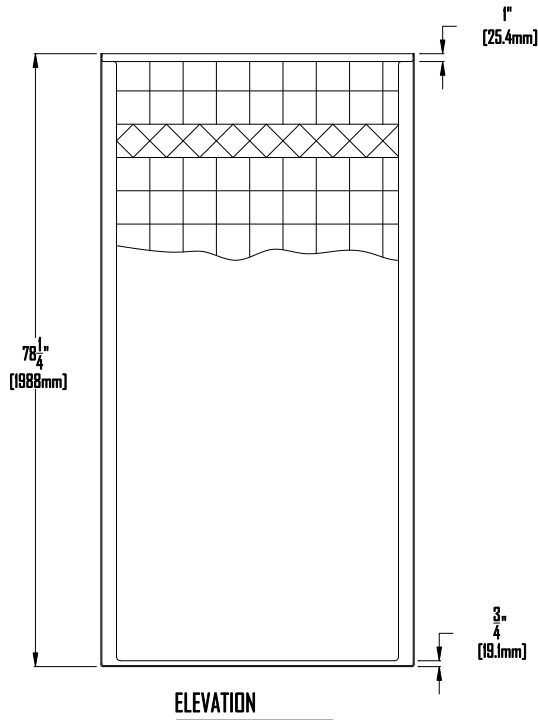


# CLARION BATHWARE



40" [1016mm] Barrier Free Shower

with 3/4" [19.1mm] Threshold

Rear Drain

## Specifications:

- \* Special installation instructions for this unit must be followed carefully
- \* Units comply with NAHB, ADAAG, HUD UM-73A, ANSI-Z124.2, and ANSI A117.1
- \* Balsawood reinforced floor
- \* 1" [25.4mm] nailing flange
- \* 1" [25.4mm] floor nailing flange
- \* Door Opening: W-36" [914mm] H-76" [1930mm]
- \* Shower Floor: W-36" [914mm] D-36" [914mm]
- \* All dimensions +/- 1/4" [6.35mm]
- \* Clarion Bathware reserves the right to change design and/or dimensions
- \* Dimensions are the same for RE, RG, MP, and CU versions of this model

8940BF34

Tiled Rear-Draining Barrier-Free Shower

Signature For Approval:

Date:

Customer: \_\_\_\_\_  
 Arch./Engr: \_\_\_\_\_  
 Contractor: \_\_\_\_\_  
 Cls. Engr: \_\_\_\_\_

Shipperville, Pa. 16254  
 Phone: 814-226-5374  
 Fax: 814-226-0730  
 www.clarionbathware.com

Dwg. by: DJC

Engr. Ckd. by: BAM