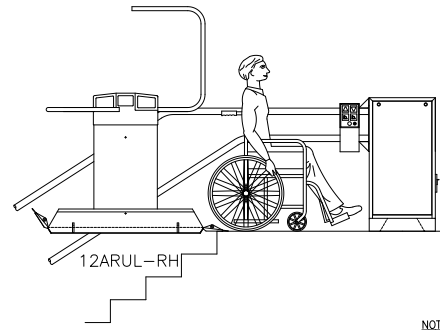
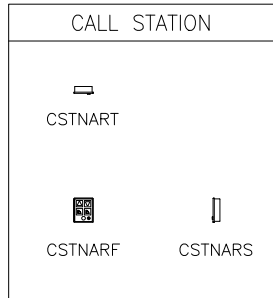
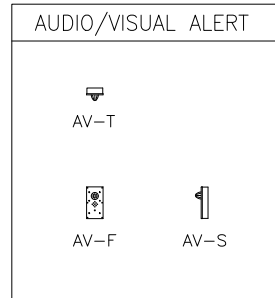


	700mm x 750mm (27 1/2" x 29 1/2") PLATFORM	800mm x 900mm (31 1/2" x 35 3/8") PLATFORM	800mm x 1050mm (31 1/2" x 41 3/8") PLATFORM	800mm x 1220mm (31 1/2" x 48") PLATFORM
2" O.D. tube location				
Insertion point for all plan view blocks (centerline of tube and platform)				
Insertion point for all elevation view blocks (centerline of lower tube and platform)				



- NOTES :
- 1) ALL BLOCKS ARE DRAWN IN MILLIMETERS TO FULL SCALE.
 - 2) THE NAME OF EACH BLOCK IS SHOWN DIRECTLY BENEATH THE BLOCK.
 - 3) THE LAST 3 LETTERS OF EACH PLATFORM BLOCK REFER TO ITS TYPE:
 - PUP = PLATFORM FOLDED UP IN PLAN VIEW
 - FDP = PLATFORM FOLDED DOWN IN PLAN VIEW
 - PDE = PLATFORM FOLDED DOWN IN ELEVATION VIEW
 - 4) THE BLOCKS OF THE PLATFORM FOLDED DOWN IN PLAN VIEW SHOW THE RAMPS FOLDED UP AS WELL AS FOLDED DOWN. THESE BLOCKS CAN BE EXPLODED ONCE, AND THEN THE APPROPRIATE RAMPS (ALSO BLOCKS) CAN BE DELETED.

The information and design disclosed herein was originated by and is the property of Garaventa (Canada) Ltd. Garaventa (Canada) Ltd. reserves all patent, design, manufacturing, reproduction, use and sales rights hereto and to any article disclosed herein, except to the extent rights are expressly granted to others. Garaventa (Canada) Ltd. cannot be held responsible for incorrect designs created using these drawings. Garaventa (Canada) Ltd. may change any aspect of these drawings without prior notice.

A	INITIAL RELEASE	TOLERANCES: DIMENSIONAL	±1	ANGULAR	±0.5°	UNITS: MILLIMETERS	04/11/03	MP
REV.	SCALE 1:20					PROJECTION: 1st	DATE	DRAWN BY
		GARAVENTA ACCESSIBILITY 7505 - 134A STREET SURREY, BC, CANADA V3W 7B3 PH: +1 604 594 9422 FAX: +1 604 594 9915 http://www.garaventa.ca		GARAVENTA WEB SITE REFERENCE DRAWING ARTIRA BLOCKS, METRIC		PAGE 1 OF 1 LG-1-6283		