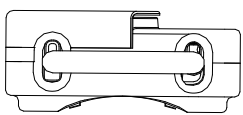
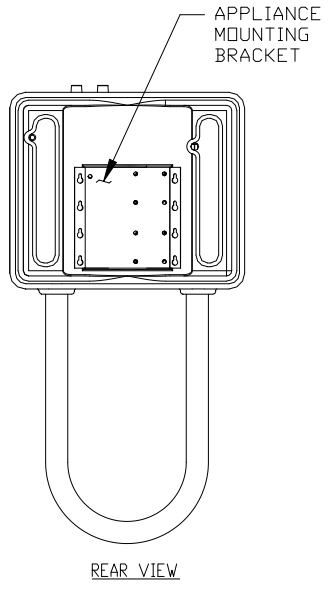
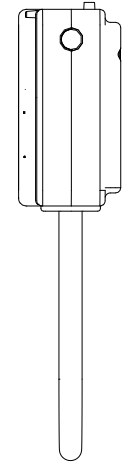
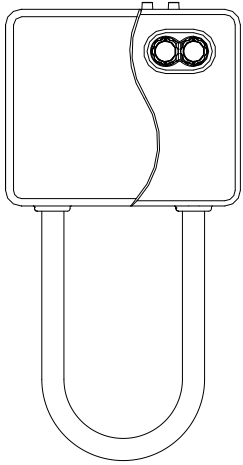
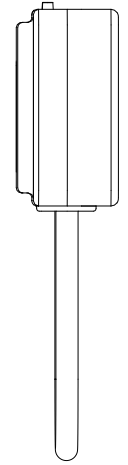
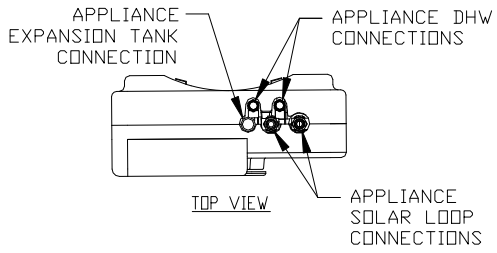
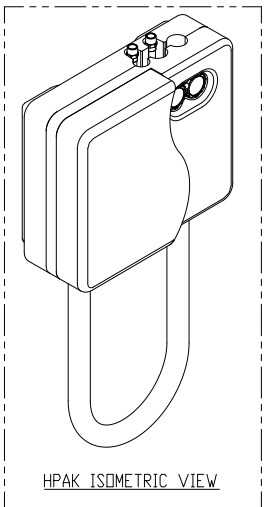


THIS DRAWING CONSTITUTES THE CONFIDENTIAL INFORMATION OF HELLODINE, INC. AND ITS RECEIPIENT POSSESSION DOES NOT CONVEY ANY RIGHT IN OR LICENSE TO USE IT OR THE INFORMATION DISCLOSED HEREIN IN ANY MANNER TO REPRODUCE THIS DRAWING OR ANY PART HEREIN WITHOUT THE WRITTEN CONSENT OF HELLODINE, INC.

ZONE	ECD	REV	DESCRIPTION OF CHANGE	DATE	APPROVED
ALL	N/A	01	PRE-PRODUCTION RELEASE	02/15/10	MS



2. ALL VIEWS ARE 1 : 8 SCALE.
1. INTERPRET DRAWING PER ANSI/ASME Y14.5 & Y14.35M.
DIMENSIONS AND TOLERANCES PER ANSI/ASME Y14.5M-1994.
NOTES: (unless otherwise specified)

		UNLESS OTHERWISE SPECIFIED DIMENSIONS ARE IN INCHES (.XX)-MM, TOLERANCES ARE:		NAMES		DATE	
		DIMENSIONS: .X = ±.030 (.762) X = 1" .XX = ±.010 (.254) XX = 1/2" .XXX = ±.005 (.127) XXX = 1/4"		DRAWN BY: JD Waters		02/15/10	
		ANGLES:		CHECKED BY:		4910 Seaport Ave., Richmond, CA 94804	
		MATERIAL:		ENG APP'D:		TITLE	
		FINISH:		MFG APP'D:		HPAK SPECIFICATION CONTROL DRAWING (ACRAT)	
NEXT ASSY		USED ON		Q.A. APP'D:		SIZE PREFIX DWG NO	
		THIRD ANGLE PROJECTION		COMMENTS:		B CD 91028	
APPLICATION		DO NOT SCALE DRAWING				SCALE=1:8 WEIGHT: SHEET: 1 OF 1	
						REV 01	