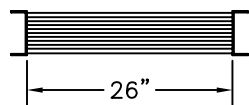
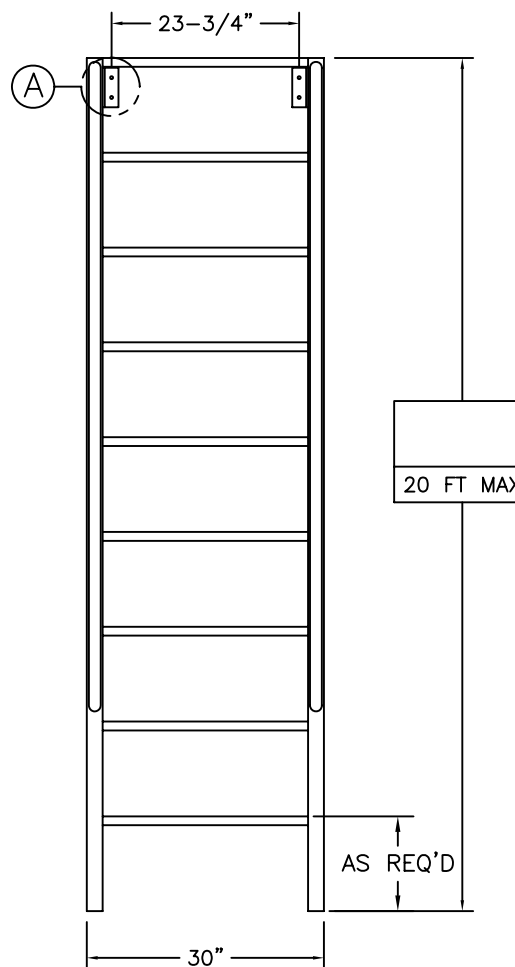
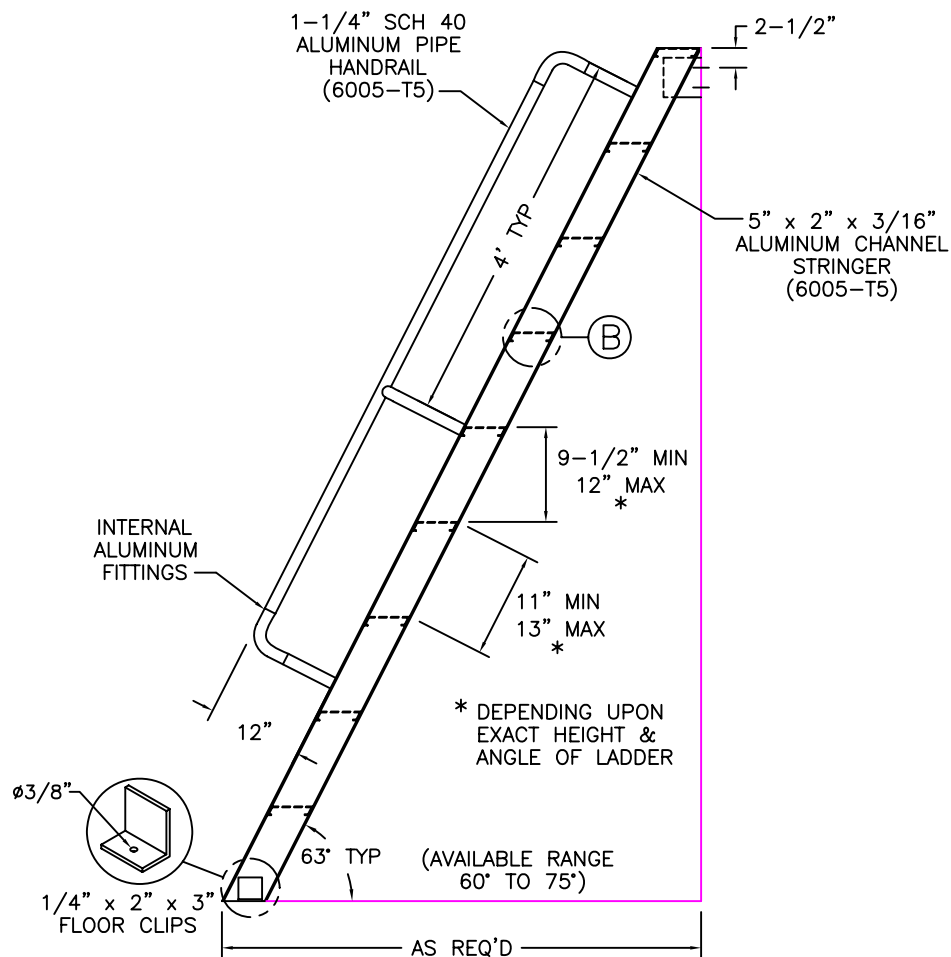


PLAN



NOTE:
ALL BOLTS/FASTENERS
NECESSARY TO ANCHOR
LADDER ARE BY OTHERS.



BRACKET WELDED TO
INSIDE OF STRINGER

Technical drawing of a rectangular plate. The overall width is dimensioned as $5 - 3/16"$. The overall height is dimensioned as $1 - 1/8"$. The plate has two circular holes, each with a diameter dimensioned as $4"$. The plate is shown with a top view and a side view, indicating a thickness of $1 - 1/8"$.

1-1/4" x 1-1/4" x 1/4"
ANGLE WELDED TO TREAD

TREAD WELDED AND BOLTED
TO STRINGER WITH 1/4"
ROUND HEAD BOLTS

FACTORY FINISH
ALUMINUM-MILL FINISH

SL-01



DWG. CHECK	ARCH'T OR ENG'R.	PROJECT			PRECISION REP
BUILT BY:	PURCHASE ORDER	REVISION	PURCHASER		SERIAL#
CHECKED BY:	DRAWN BY: JEB	DATE 5/22/03	MODEL# SL-	QTY.	