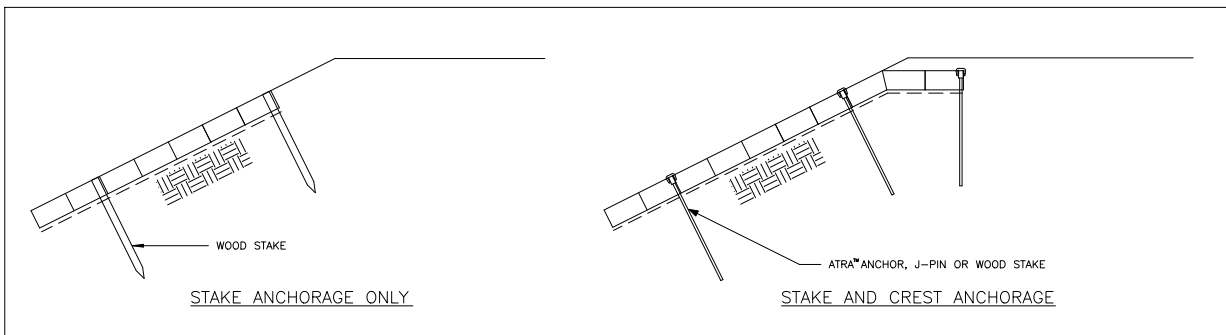


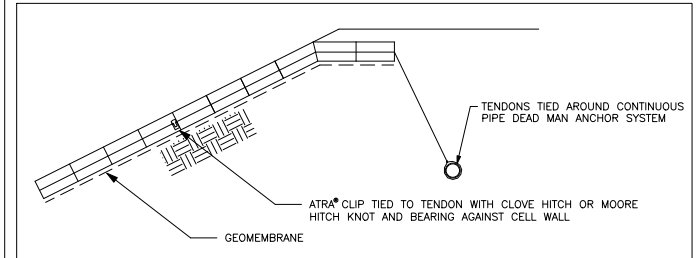
TYPICAL STAKE/TENDON CREST ANCHOR SYSTEMS



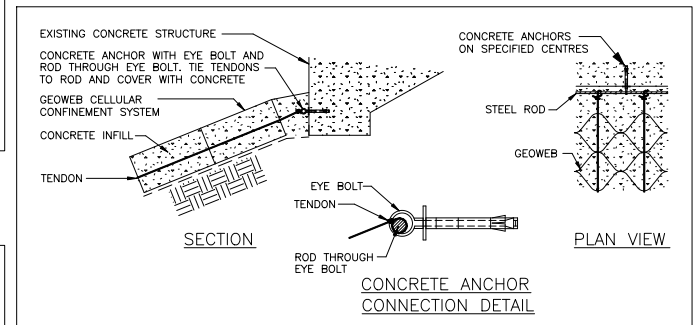
TYPICAL STAKE CREST ANCHOR SYSTEMS

NOTES:

1. FOR MANY APPLICATIONS, AN ANCHOR TRENCH OR MINIMUM LENGTH OF EMBEDMENT, WITH SOIL COVER, ARE ALL THAT IS REQUIRED TO DEVELOP ADEQUATE CREST ANCHORAGE.
2. IF THE COMBINED RESISTANCE OF THE INTERFACE FRICTION AND STAKE ANCHORS IS SUFFICIENT TO RESIST DOWNSLOPE SLIDING FORCES (WITH A SUITABLE FACTOR OF SAFETY), NO CREST ANCHORAGE IS REQUIRED.
3. TYPICALLY WHEN TENDONS ARE REQUIRED, IN ADDITION TO STAKE ANCHORS, TO DEVELOP THE REQUIRED FACTOR OF SAFETY, ATR® CLIPS (OR RESTRAINT PINS) ARE REQUIRED AT SPECIFIED DOWNSLOPE CENTERS TO TRANSFER RESISTING FORCES TO THE TENDONS WHICH IN TURN TRANSFER THE TENSILE LOAD TO THE CREST ANCHOR SYSTEM. SINCE STAKE RESISTANCE IS DETERMINED INDEPENDENTLY OF THE TENDON TENSILE LOAD, THE STAKES ARE REQUIRED TO BEAR AGAINST THE CELLS WALLS.
4. VARIOUS COMBINATIONS OF CREST, STAKE AND ATR® CLIP (RESTRAINT PIN) ANCHOR DETAILS ARE POSSIBLE IN ADDITION TO THOSE SHOWN.
5. REFER TO DRAWINGS GWCH1E, GWGEN1E, GWGEN2E, GWSL1E, GWSL2E, GWSL3E, GWSL4E, GWSL5E AND GWSL6E FOR ADDITIONAL INFORMATION AND DETAILS.



TYPICAL TENDON CREST ANCHOR SYSTEM



TYPICAL CONNECTION TO EXISTING STRUCTURE

PRESTO® PRODUCTS COMPANY

GEOWEB®
CREST ANCHOR DETAILS

PRESTO®, GEOWEB®, AND ATR® ARE REGISTERED TRADEMARKS OF PRESTO PRODUCTS COMPANY.

DATE	MAY, 2000	FILE NAME	GWGEN3E.DWG
SCALE	NTS	SHEET	3