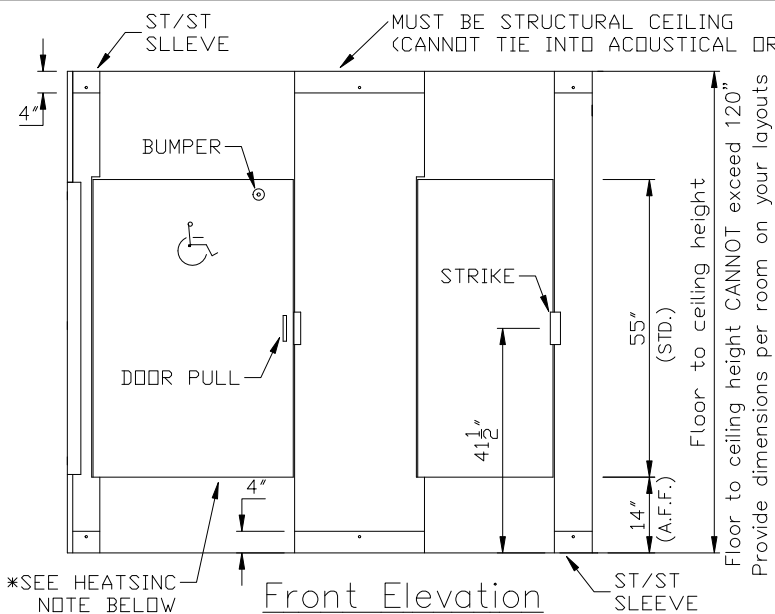
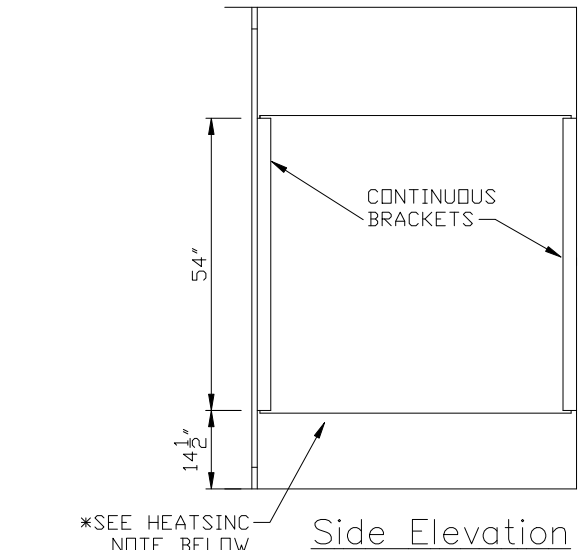


Plan Elevation

WALL FASTENERS ARE AVAILABLE AS (1 1/2" STANDARD) OR (2 1/2" OPTIONAL).
 **ACTUAL PART DESIGN MAY DIFFER FROM THE DRAWING ABOVE.



Front Elevation



Side Elevation

*SEE HEATSINC NOTE BELOW

*SEE HEATSINC NOTE BELOW

C:\DOCUME~1\mmoraski\LOCALS~1\Temp\A#C73E32FA4.dib

STANDARD ELEVATIONS

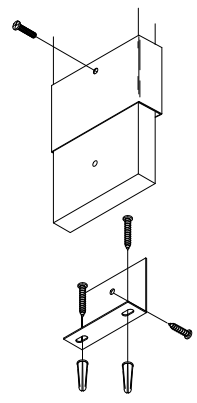
(Drawings are not to scale)

- *Floor To Ceiling
- *Integral Hinge
- *Continuous Brackets

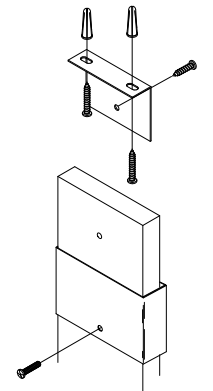
Note: "Job-Specific Specifications" for all orders are located on the top of the shop drawing layouts.

* HEATSINC NOTE: Heatsinc is to be placed on the bottom of the panels & doors. (If specified)

Details



Floor Mount



Ceiling Mount