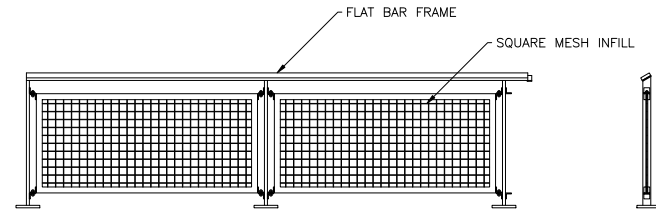


**NOTES:**

1) INFILL MATERIAL AND CONNECTION DETAILS ARE INTERCHANGEABLE BETWEEN STYLES.

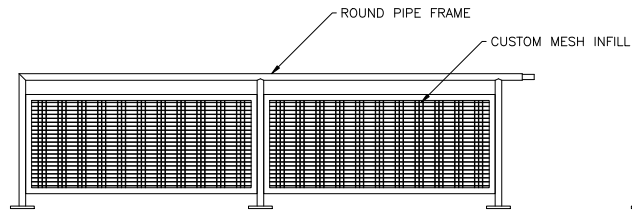
	<b>CORPORATE OFFICE</b> 7008 Northland Dr., Suite 150 Brooklyn Park, Minnesota 55428 PH: (763) 533-2094	<b>TITLE</b> SCI - GRIDGUARD MESH RAILING LINE USTOM SERIES EXAMPLE	THIS DRAWING IS THE PROPERTY OF STAGING CONCEPTS, INC AND IS FURNISHED ON A CONFIDENTIAL BASIS. NEITHER THE DRAWING NOR ITEMS THEREON ARE TO BE REPRODUCED OR USED IN ANY MANNER NOT AUTHORIZED BY STAGING CONCEPTS AND IS LOANED SUBJECT TO RETURN ON DEMAND	No. BY CEB [max 10-15-08] PROJECT SCALE 1/2" = 1' UNspecified TOLERANCES ARE TO BE LINEAR ANGLUAR $\pm 1/32"$ $\pm 0.5^\circ$	<b>DIVISION 5</b> <b>PRODUCT</b> MESH RAILING <b>NUMBER</b> GRIDGUARD-CUSTOM
	<b>MATERIAL</b> AS SHOWN				



**NOTES:**

1) INFILL MATERIAL AND CONNECTION DETAILS ARE INTERCHANGEABLE BETWEEN STYLES.

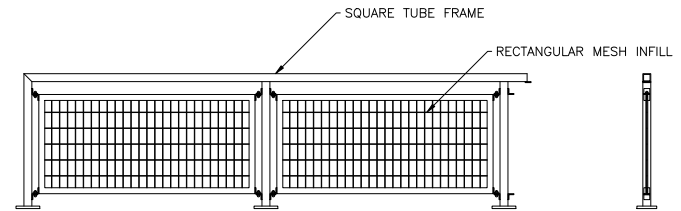
	<b>CORPORATE OFFICE</b> 7008 Northland Dr., Suite 150 Brooklyn Park, Minnesota 55428 PH: (763) 533-2094	<b>TITLE</b> SCI - GRIDGUARD MESH RAILING LINE FLAT BAR SERIES	THIS DRAWING IS THE PROPERTY OF STAGING CONCEPTS, INC AND IS FURNISHED ON A CONFIDENTIAL BASIS. NEITHER THE DRAWING NOR ITEMS THEREON ARE TO BE REPRODUCED OR USED IN ANY MANNER NOT AUTHORIZED BY STAGING CONCEPTS AND IS LOANED SUBJECT TO RETURN ON DEMAND	No. BY CEB [max 10-15-08] PROJECT SCALE 1/2" = 1' UNspecified TOLERANCES ARE TO BE LINEAR ANGLUAR $\pm 1/32"$ $\pm 0.5^\circ$	<b>DIVISION 5</b> <b>PRODUCT</b> MESH RAILING <b>NUMBER</b> GRIDGUARD-FLAT
	<b>MATERIAL</b> AS SHOWN				



**NOTES:**

1) INFILL MATERIAL AND CONNECTION DETAILS ARE INTERCHANGEABLE BETWEEN STYLES.

	<b>CORPORATE OFFICE</b> 7008 Northland Dr., Suite 150 Brooklyn Park, Minnesota 55428 PH: (763) 533-2094	<b>TITLE</b> SCI - GRIDGUARD MESH RAILING LINE ROUND PIPE SERIES	THIS DRAWING IS THE PROPERTY OF STAGING CONCEPTS, INC AND IS FURNISHED ON A CONFIDENTIAL BASIS. NEITHER THE DRAWING NOR ITEMS THEREON ARE TO BE REPRODUCED OR USED IN ANY MANNER NOT AUTHORIZED BY STAGING CONCEPTS AND IS LOANED SUBJECT TO RETURN ON DEMAND	No. BY CEB [max 10-15-08] PROJECT SCALE 1/2" = 1' UNspecified TOLERANCES ARE TO BE LINEAR ANGLUAR $\pm 1/32"$ $\pm 0.5^\circ$	<b>DIVISION 5</b> <b>PRODUCT</b> MESH RAILING <b>NUMBER</b> GRIDGUARD-ROUND
	<b>MATERIAL</b> AS SHOWN				



**NOTES:**

1) INFILL MATERIAL AND CONNECTION DETAILS ARE INTERCHANGEABLE BETWEEN STYLES.

	<b>CORPORATE OFFICE</b> 7008 Northland Dr., Suite 150 Brooklyn Park, Minnesota 55428 PH: (763) 533-2094	<b>TITLE</b> SCI - GRIDGUARD MESH RAILING LINE SQUARE TUBE EXAMPLE	THIS DRAWING IS THE PROPERTY OF STAGING CONCEPTS, INC AND IS FURNISHED ON A CONFIDENTIAL BASIS. NEITHER THE DRAWING NOR ITEMS THEREON ARE TO BE REPRODUCED OR USED IN ANY MANNER NOT AUTHORIZED BY STAGING CONCEPTS AND IS LOANED SUBJECT TO RETURN ON DEMAND	No. BY CEB [max 10-15-08] PROJECT SCALE 1/2" = 1' UNspecified TOLERANCES ARE TO BE LINEAR ANGLUAR $\pm 1/32"$ $\pm 0.5^\circ$	<b>DIVISION 5</b> <b>PRODUCT</b> MESH RAILING <b>NUMBER</b> GRIDGUARD-SQUARE
	<b>MATERIAL</b> AS SHOWN				