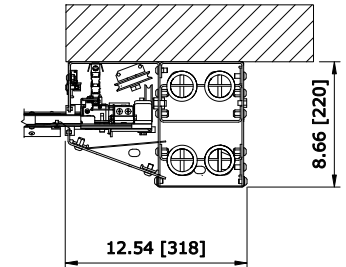
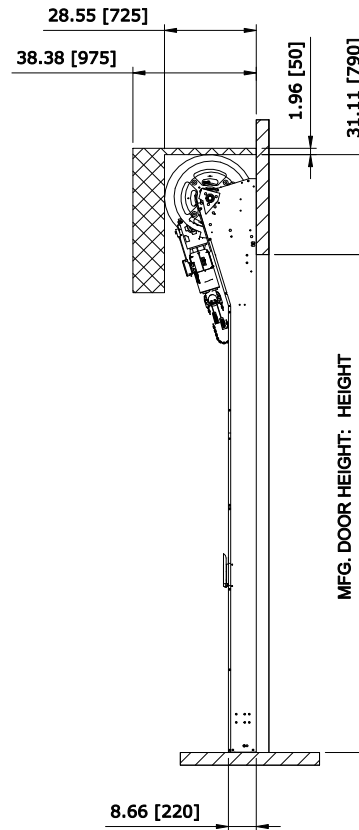
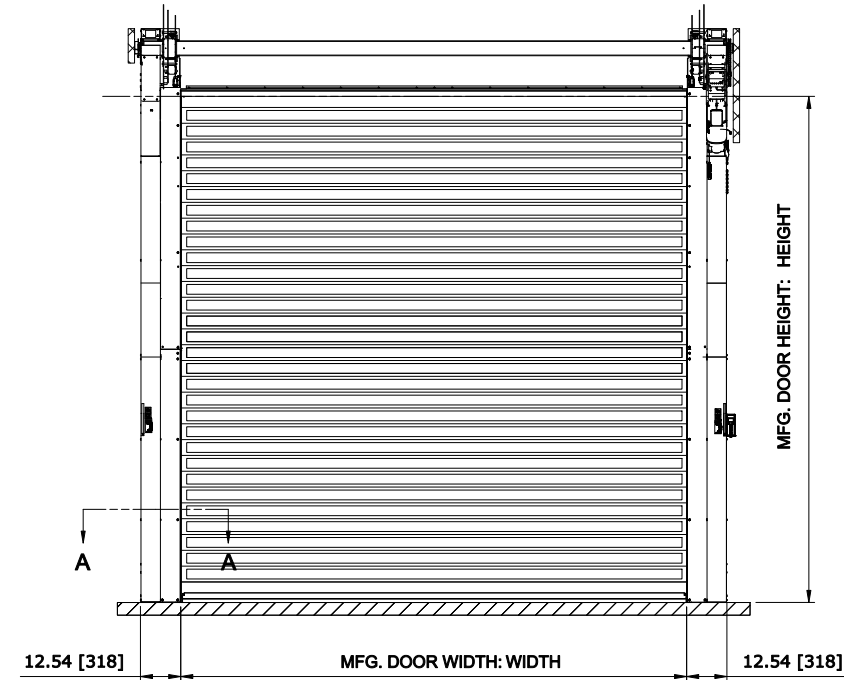
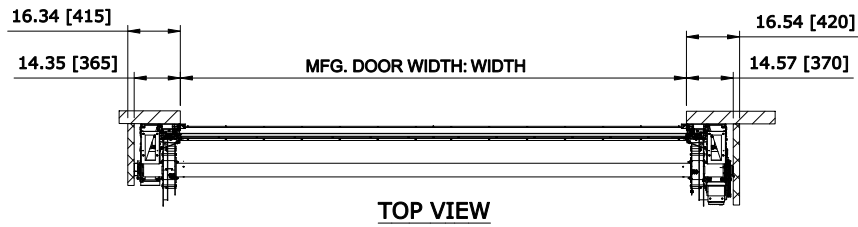


 RECOMMENDED FOR MAINTENANCE.

NOTE:

- A. FOR WINDOW CONFIGURATION AND QUANTITY REFER TO DOOR QUOTE.
- B. WIDTH GAUGE SUPPORT BRACKET ATTACHMENT MAY BE REQUIRED DEPENDING ON DOOR WIDTH.



SECTION A-A (NTS)

RR3000 / VISION - RH DOOR - CHAIN DRIVE NO COVER
CONTROL PANEL:
CONTROLS

- DRIVE SIDE RIGHT LEFT
- SIDE COLUMN GALVANIZED RAL # _____
- SLAT COLOR ANODIZED CLEAR ALUMINUM RAL # _____
- INSULATED SLATS YES NO
- DISENGAGEMENT FRONT SIDE BOTH SIDES
- LOCKABLE DISENGAGEMENT YES NO
- HOOD FINISH GALVANIZED RAL # _____

- 208V 230V 480V 575V

- ACS100 - STEEL ACS100 - STAINLESS STEEL

- MOTION DETECTOR PULL CORD
- PUSH BUTTON FLOOR LOOP
- _____
- _____

- HORN RED GREEN
- AMBER STROBE LED SET
- TRAFFIC LIGHT

CUSTOMER:				APPROVED BY:			
LOCATION:				APPROVED WITH CHANGES BY:			
SALESMAN / DEALER:				DATE:		SCALE = NTS	
DESCRIPTION:							
RR3000 / VISION APPROVAL DRAWINGS							
DRAWING NO:				DESIGNER:		DATE:	
8300T0048				J. Reitz		1/30/2017	
Rev	Change	Date	Name				