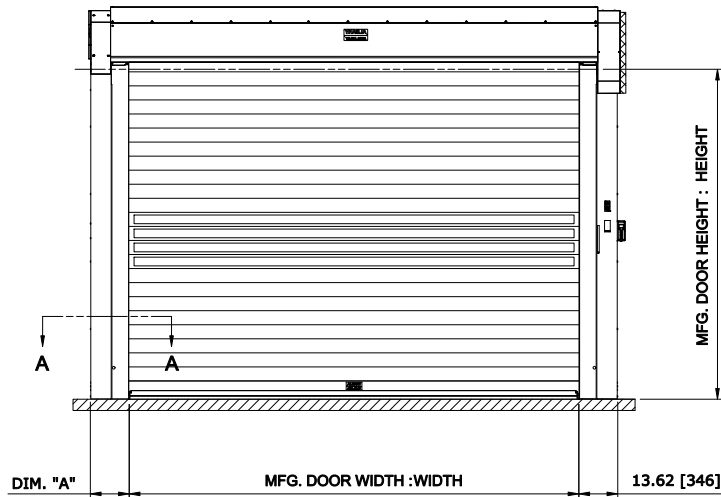
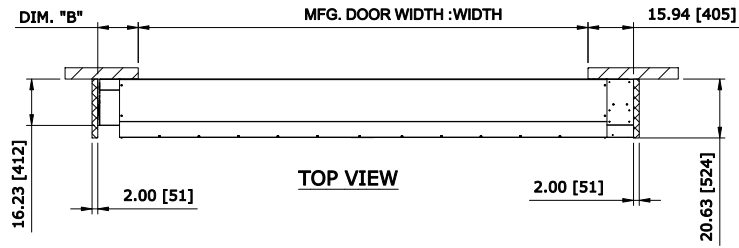


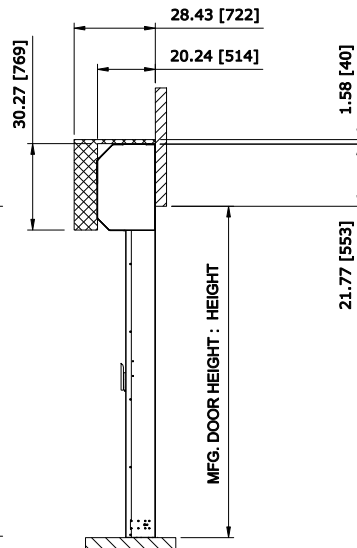
 RECOMMENDED FOR MAINTENANCE.

MFG. DOOR WIDTH	DIM. "A"	DIM. "B"
MFG. DOOR WIDTH <= 12'-5" [3800]	6.89" [175]	9.05" [230]
MFG. DOOR WIDTH > 12'-5" [3800]	13.62" [346]	14.17" [375]

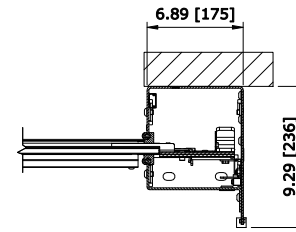
NOTE:
 A. DOORS WITH DH<8'-1/2" [2500] AVAILABLE WITH FULL ROLL COVERS ONLY
 B. FOR WINDOW CONFIGURATION AND QUANTITY PLEASE REFER TO QUOTE
 C. WIDTH GAUGE SUPPORT BRACKET ATTACHMENT MAY BE REQUIRED DEPENDING ON DOOR WIDTH.



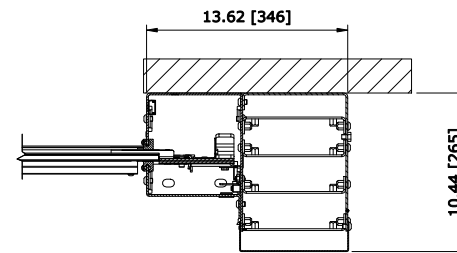
FRONT VIEW



RIGHT VIEW



SECTION A-A
DOOR WIDTH <= 12'5" [3800]



SECTION A-A
DOOR WIDTH > 12'5" [3800]

DRIVE SIDE RIGHT LEFT

SIDE COLUMN GALVANIZED
 RAL # _____

SLAT COLOR ANODIZED CLEAR ALUMINUM
 RAL # _____

INSULATED SLATS YES NO

DISENGAGEMENT FRONT SIDE
 BOTH SIDES

LOCKABLE DISENGAGEMENT YES NO

HOOD FINISH GALVANIZED
 RAL # _____

208V 230V 480V 575V

ACS100 - STEEL ACS100 - STAINLESS STEEL

MOTION DETECTOR PULL CORD
 PUSH BUTTON FLOOR LOOP

HORN RED
 AMBER STROBE GREEN
 TRAFFIC LIGHT LED SET

RR3000R -RH DOOR - WITH COVER
 CONTROL PANEL:
 CONTROLS

CUSTOMER:				APPROVED BY:			
LOCATION:				APPROVED WITH CHANGES BY:			
SALESMAN / DEALER:				DATE: SCALE = NTS			
DESCRIPTION: RR3000R DOOR APPROVAL DRAWINGS							
B	ENCODER / TITLE	12/08/18	JTF	DRAWING NO: 8300T0052		DESIGNER: J. FISHER	DATE: 01/05/2017
Rev	Change	Date	Name				