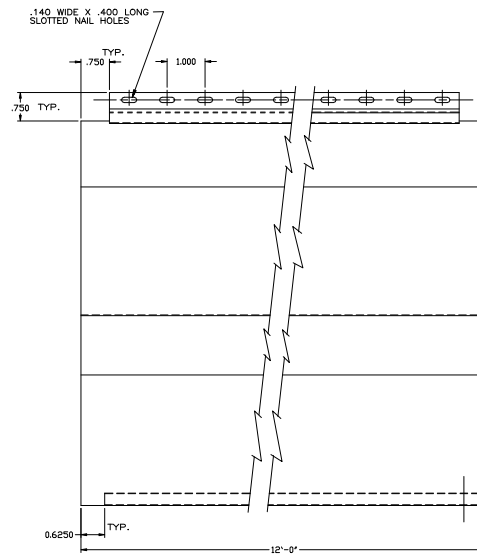
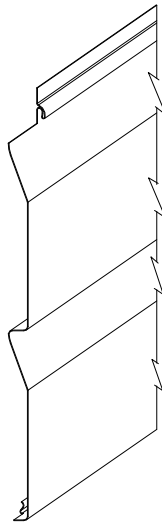
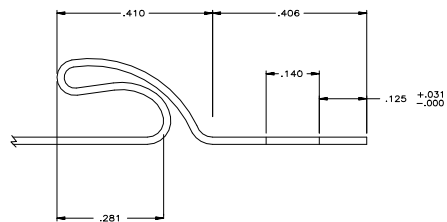
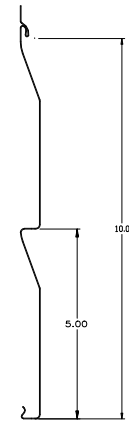


END VIEW  
FULL SCALE



FACE VIEW  
FULL SCALE



EMBOSS – WOODGRAIN PATTERN  
28 GAUGE STEEL  
G60 GALVANIZED  
TEXTURED SILICON MODIFIED POLYESTER COATING

		Ply Gem Siding Group 2650 Grand Blvd Suite 300 Kansas City, MO 64108		<small>PROPRIETARY AND CONFIDENTIAL</small> <small>THE INFORMATION CONTAINED IN THIS DRAWING IS THE SOLE PROPERTY OF PLY GEM SIDING GROUP. ANY REPRODUCTION IN PART OR AS A WHOLE WITHOUT THE WRITTEN PERMISSION OF PLY GEM SIDING GROUP ENGINEERING DEPT. IS PROHIBITED.</small>	
DESIG.	NAME	DATE	UNLESS OTHERWISE SPECIFIED:		
F. GROSS		12/22/2006	IMPERVIOUS ARE IN INCHES	XXXX # 0.000	TITLE: <b>DOUBLE 5" SIDING</b>
NET		12/22/06	ARE SURFACE SILICONE	XXXX # 0.000	
GA.		12/22/06	FEET ARE METRIC	XXXXX # 0.0000	PART NO. S1WAD5DSWTGP
			CO2 ARE USDTOL	ANGLE # 45°	
REVISIONS	DATE	FINISH	LATEST PLYGEM PAINT SPEC		
XXXX	XX/XX/XX				
XXXX	XX/XX/XX	MATERIAL			
XXXX	XX/XX/XX				
XXXX	XX/XX/XX	DRAWING	-		
				SCALE: NO NET SCALE DRAWING	SHEET 1 OF 1