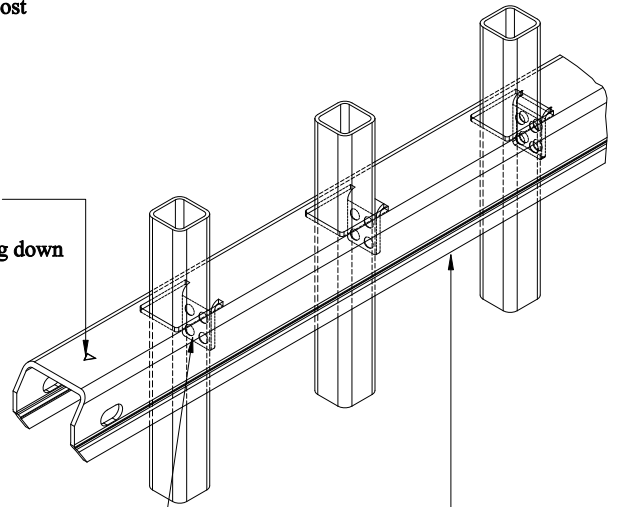


**NOTES:**

- 1.) Post size depends on fence height and wind loads. See *MONTAGE II™* specifications for post sizing chart and setting dimensions.
- 2.) Third & Forth rail optional.
- 3.) Available in Flush Bottom.

**RAKING DIRECTIONAL ARROW**

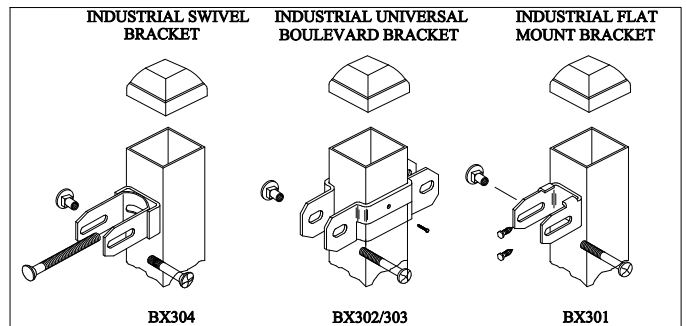
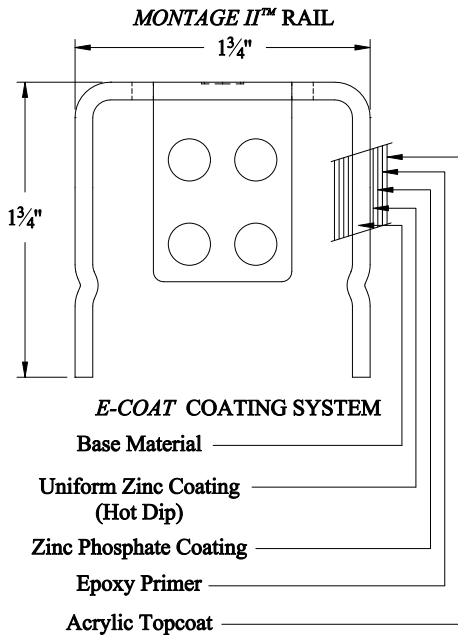
Welded panel can be raked 30" over 8' with arrow pointing down grade.



**PROFUSION™ WELDING PROCESS**

No exposed welds, Good Neighbor profile - Same appearance on both sides

**MONTAGE II™ RAIL**  
Specially formed high strength architectural shape.



**HEAVY INDUSTRIAL STRENGTH WELDED STEEL PANEL**  
**PRE-ASSEMBLED**

Title: <b>MONTAGE II CLASSIC 2/3/4-RAIL</b>			
DR: RTM	SH. 1 of 1	SCALE: DO NOT SCALE	
CK: ME	Date 5/30/08	REV: a	



**AMERISTAR®**

1555 N. Mingo  
Tulsa, OK 74116  
1-888-333-3422  
www.ameristarfence.com