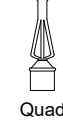
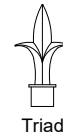
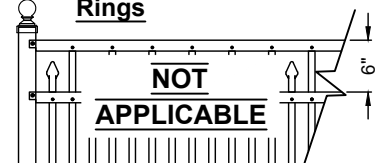


Finials

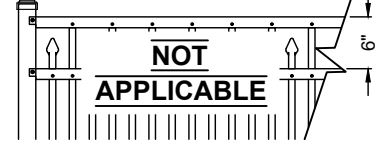


Fleur De Lis

Rings



Butterfly Scrolls

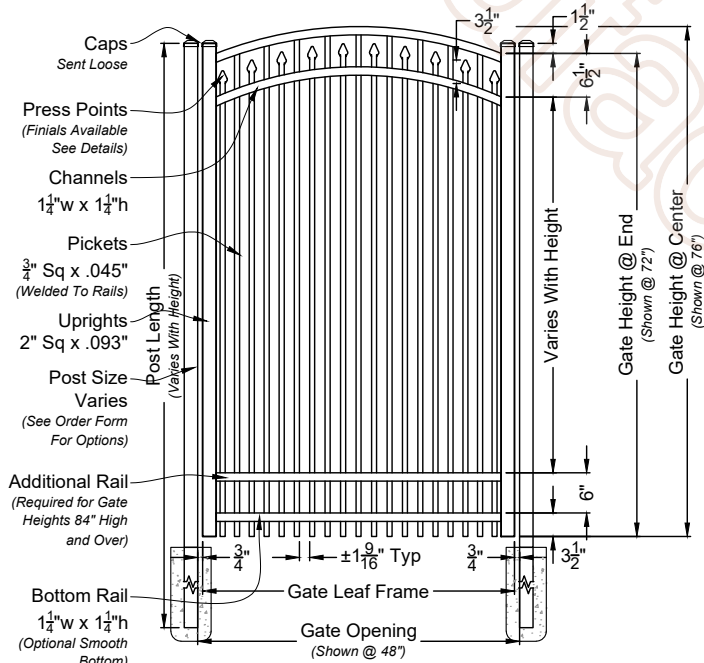


Detail A

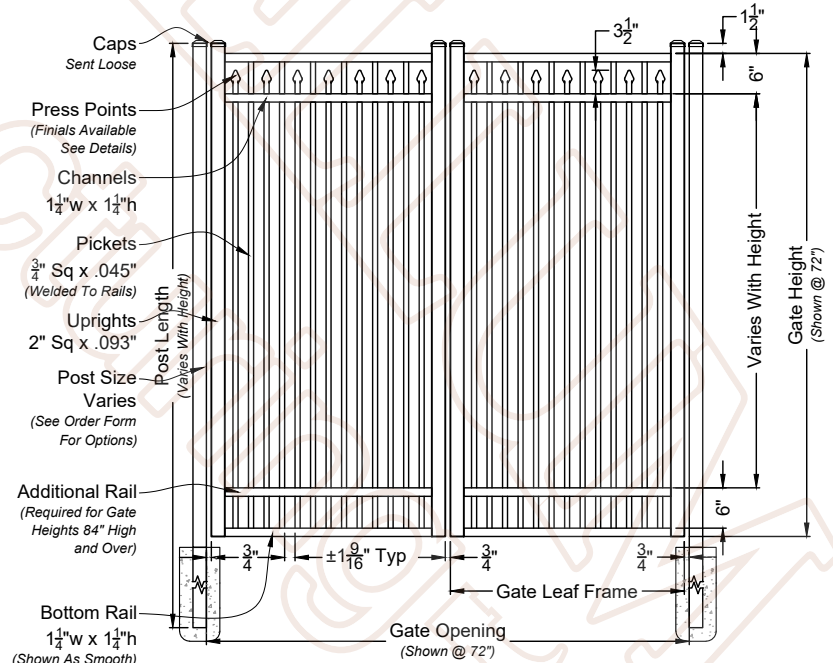
Rails Screwed @ Post
Post Punched (To Receive Rails)
Rails Notched
Rails Punched (To Receive Pickets)
Pickets Screwed @ Rail

A
01 Ella Marie 6ft Wide Fence Panel
Shown As Commercial Series Scale: NTS
*Displayed As Rake Bottom; Also Available As Smooth Bottom

Matching Gate Options



A
02 Ella Marie Single Walk Gate
Shown with Arched Rail Option Scale: NTS
*Displayed As Rake Bottom; Also Available As Smooth Bottom



A
03 Ella Marie Double Walk Gate
Shown With Straight Rail Option Scale: NTS
*Displayed As Smooth Bottom; Also Available As Rake Bottom

Ella Marie Fence & Gate

4 Rail - Commercial Series - Double Picket
(Standard Panel With The Optional Double Picket to Top Rail)
4-Rail System Required For Panels Starting At 7'-0" High

Checked By: Antebellum Order #: _____
Drawn By: J. Mixon Drawn Date: 3-Sep-25

ANTEBELLUM
Manufacturing

DO NOT SCALE DRAWING; FOR DIMENSIONS NOT SHOWN
CONTACT PLAN COORDINATOR FOR CLARIFICATION
2399 NW 35th St, Ocala, FL 34475
Ph: 352.877.3888
Em: Info@AntebellumMFG.Com

DRAWING NOTES:

We kindly ask that you do not scale directly from the drawings. We recommend consulting our Fence and Gate Style Sheet for further options. Please be aware that while additional gate hardware is available, its use may impact the clearances for hinges and latches.

Customer Signature: _____