



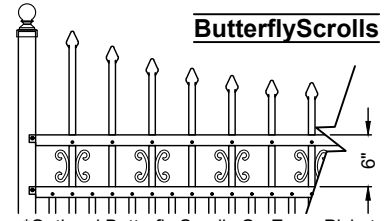
Finials



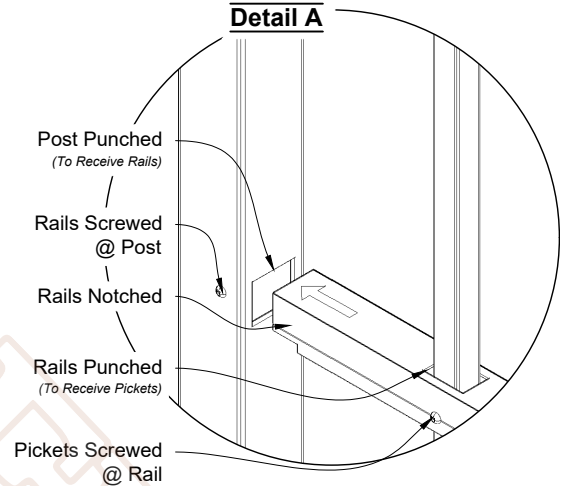
Rings



Butterfly Scrolls

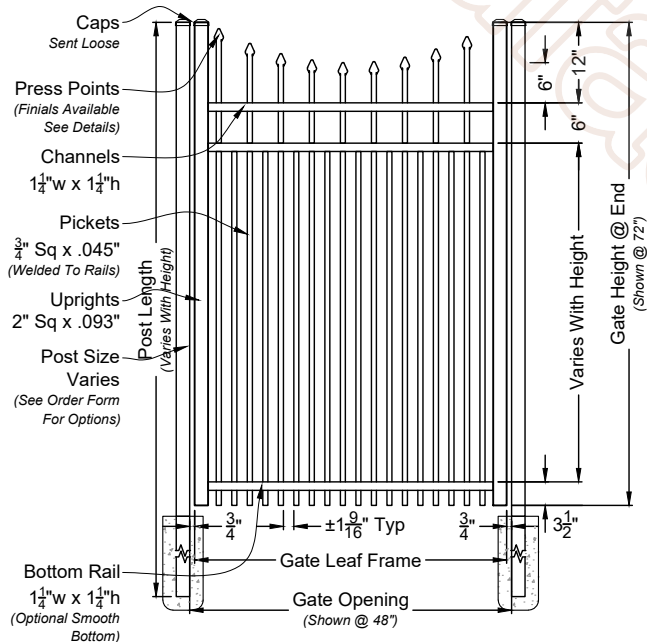


Detail A

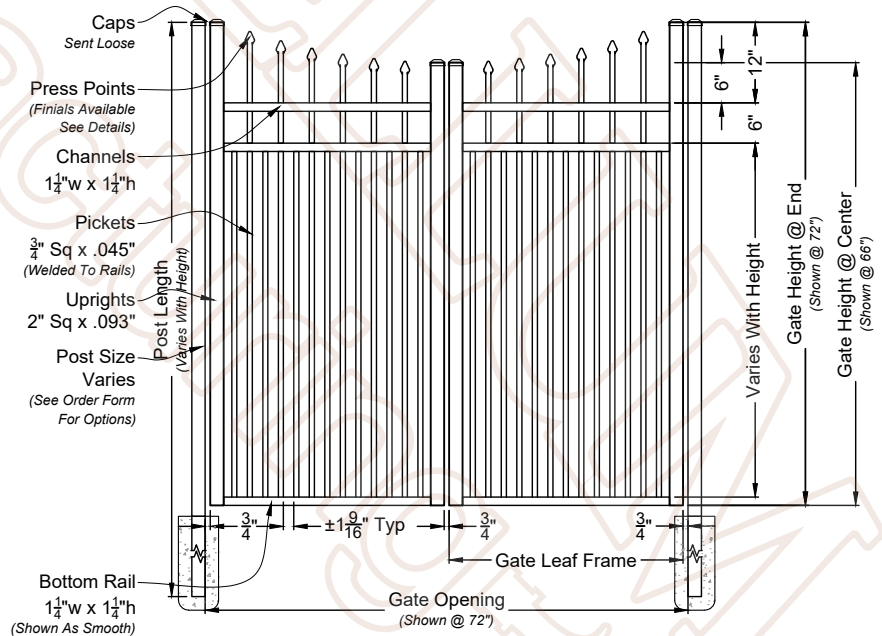


A
01 **Sydney 6ft Wide Fence Panel**
Shown As Commercial Series Scale: NTS
*Displayed As Rake Bottom; Also Available As Smooth Bottom

Matching Gate Options



A
02 **Sydney Single Walk Gate**
Shown with Straight Rail Option Scale: NTS
*Displayed As Rake Bottom; Also Available As Smooth Bottom



A
03 **Sydney Double Walk Gate**
Shown With Straight Rail Option Scale: NTS
*Displayed As Smooth Bottom; Also Available As Rake Bottom

Sydney Fence & Gate

3 Rail - Commercial Series - Double Picket
(Standard Panel With The Optional Double Picket to 2nd Rail)
3-Rail System Designed For Panels Up To 6'-0" Height

Checked By: Antebellum Order #: _____
Drawn By: J. Mixon Drawn Date: 7-Aug-25



DO NOT SCALE DRAWING; FOR DIMENSIONS NOT SHOWN
CONTACT PLAN COORDINATOR FOR CLARIFICATION
2399 NW 35th St, Ocala, FL 34475
Ph: 352.877.3888
Em: Info@AntebellumMFG.Com

DRAWING NOTES:

We kindly ask that you do not scale directly from the drawings. We recommend consulting our Fence and Gate Style Sheet for further options. Please be aware that while additional gate hardware is available, its use may impact the clearances for hinges and latches.

Customer Signature: _____