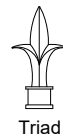



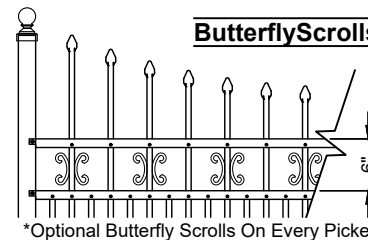
Finials



Rings



Butterfly Scrolls



Detail A

Post Punched
(To Receive Rails)

Rails Screwed @ Post

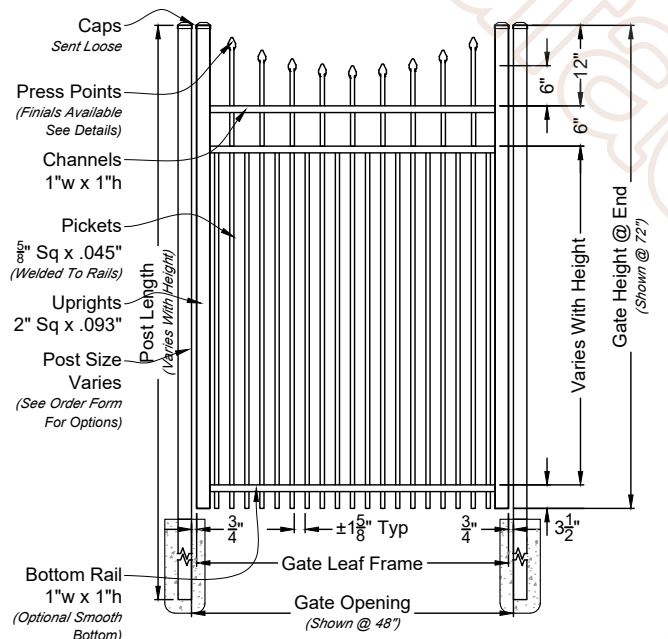
Rails Notched

Rails Punched
(To Receive Pickets)

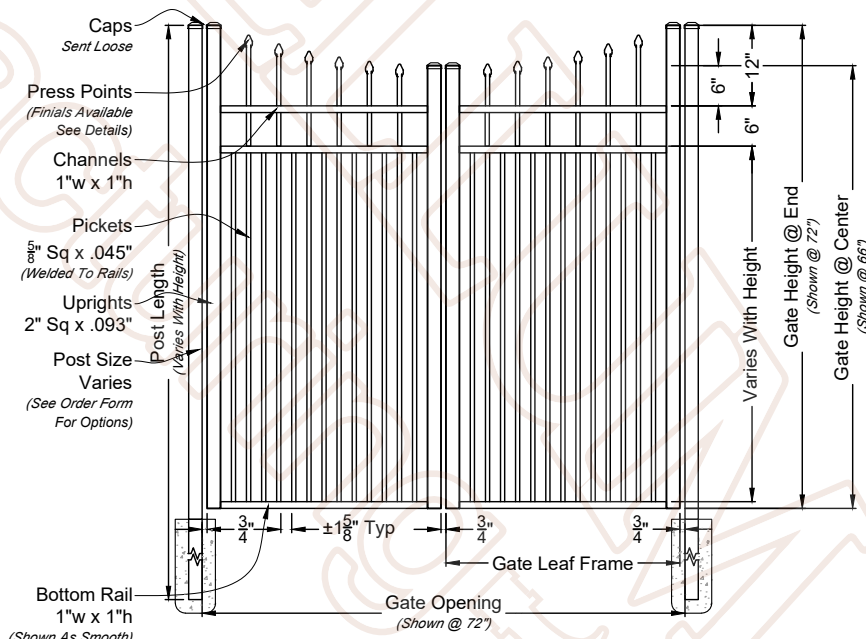
Pickets Screwed @ Rail

A
01 **Sydney 6ft Wide Fence Panel**
Shown As Residential Series Scale: NTS
*Displayed As Rake Bottom; Also Available As Smooth Bottom

Matching Gate Options



A
02 **Sydney Single Walk Gate**
Shown with Straight Rail Option Scale: NTS
*Displayed As Rake Bottom; Also Available As Smooth Bottom



A
03 **Sydney Double Walk Gate**
Shown With Straight Rail Option Scale: NTS
*Displayed As Smooth Bottom; Also Available As Rake Bottom

Sydney Fence & Gate

3 Rail - Residential Series - Double Picket
(Standard Panel With The Optional Double Picket to 2nd Rail)

3-Rail System Designed For Panels Up To 6'-0" Height

Checked By: Antebellum

Order #:

Drawn By: J. Mixon

Drawn Date: 21-Aug-25

ANTEBELLUM
Manufacturing

DO NOT SCALE DRAWING; FOR DIMENSIONS NOT SHOWN
CONTACT PLAN COORDINATOR FOR CLARIFICATION

2399 NW 35th St, Ocala, FL 34475

Ph: 352.877.3888

Em: Info@AntebellumMFG.Com

DRAWING NOTES:

We kindly ask that you do not scale directly from the drawings. We recommend consulting our Fence and Gate Style Sheet for further options. Please be aware that while additional gate hardware is available, its use may impact the clearances for hinges and latches.

Customer Signature: