
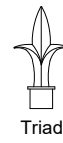
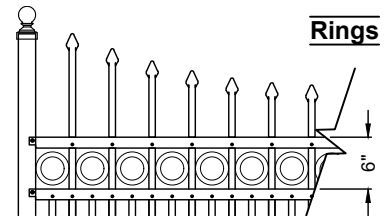


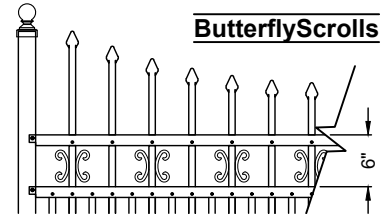
Finials



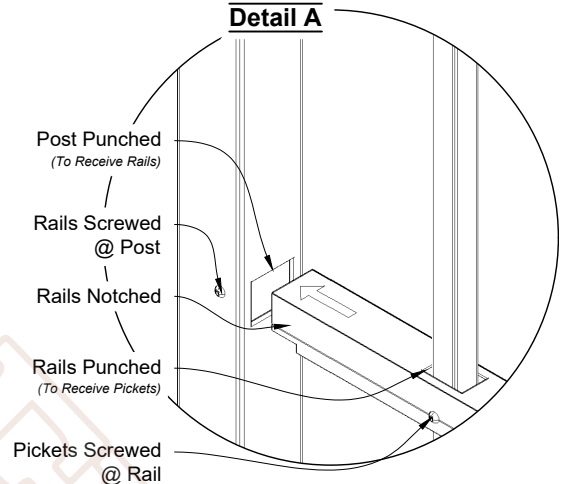
Rings



Butterfly Scrolls



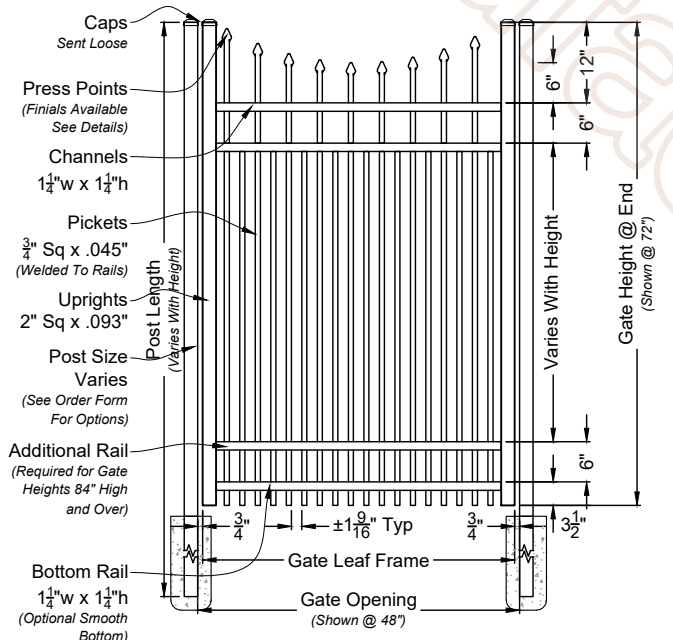
Detail A



Sydney 6ft Wide Fence Panel

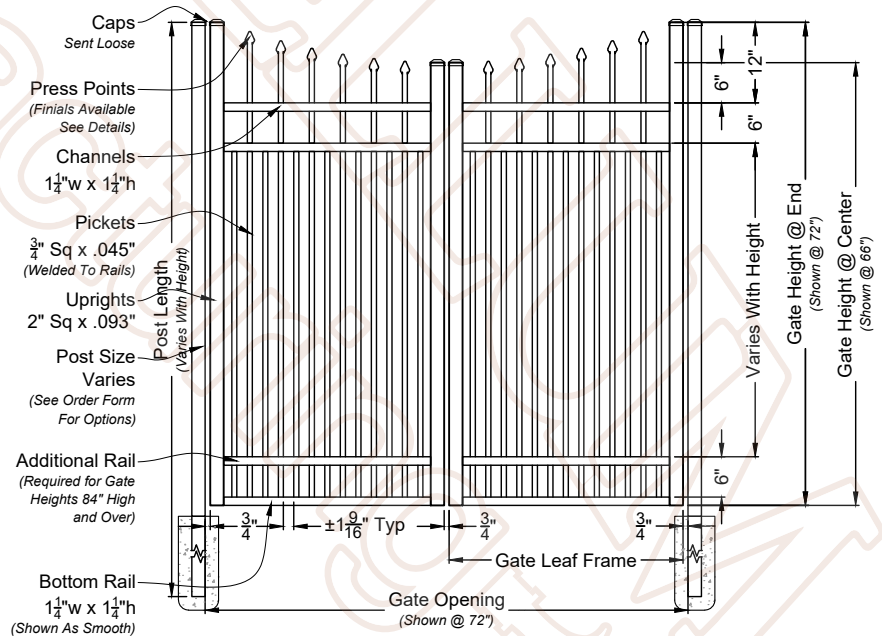
Shown As Commercial Series Scale: NTS
*Displayed As Rake Bottom; Also Available As Smooth Bottom

Matching Gate Options



Sydney Single Walk Gate

Shown with Straight Rail Option Scale: NTS
*Displayed As Rake Bottom; Also Available As Smooth Bottom



Sydney Double Walk Gate

Shown With Straight Rail Option Scale: NTS
*Displayed As Smooth Bottom; Also Available As Rake Bottom

Sydney Fence & Gate

4 Rail - Commercial Series - Double Picket
(Standard Panel With The Optional Double Picket to 2nd Rail)

4-Rail System Required For Panels Starting At 7'-0" High

Checked By: Antebellum Order #:
Drawn By: J. Mixon Drawn Date: 3-Sep-25

ANTEBELLUM
Manufacturing

DO NOT SCALE DRAWING; FOR DIMENSIONS NOT SHOWN
CONTACT PLAN COORDINATOR FOR CLARIFICATION

2399 NW 35th St, Ocala, FL 34475

Ph: 352.877.3888

Em: Info@AntebellumMFG.Com

DRAWING NOTES:

We kindly ask that you do not scale directly from the drawings. We recommend consulting our Fence and Gate Style Sheet for further options. Please be aware that while additional gate hardware is available, its use may impact the clearances for hinges and latches.

Customer Signature: _____