
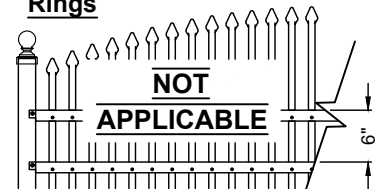


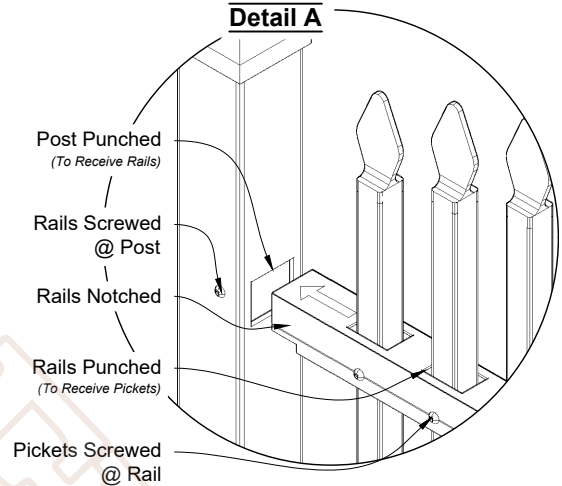
Finials



Rings

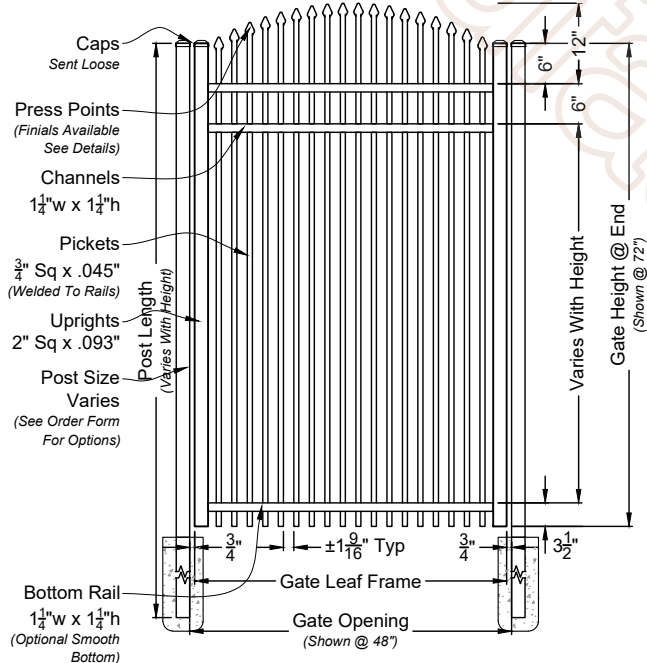


Detail A

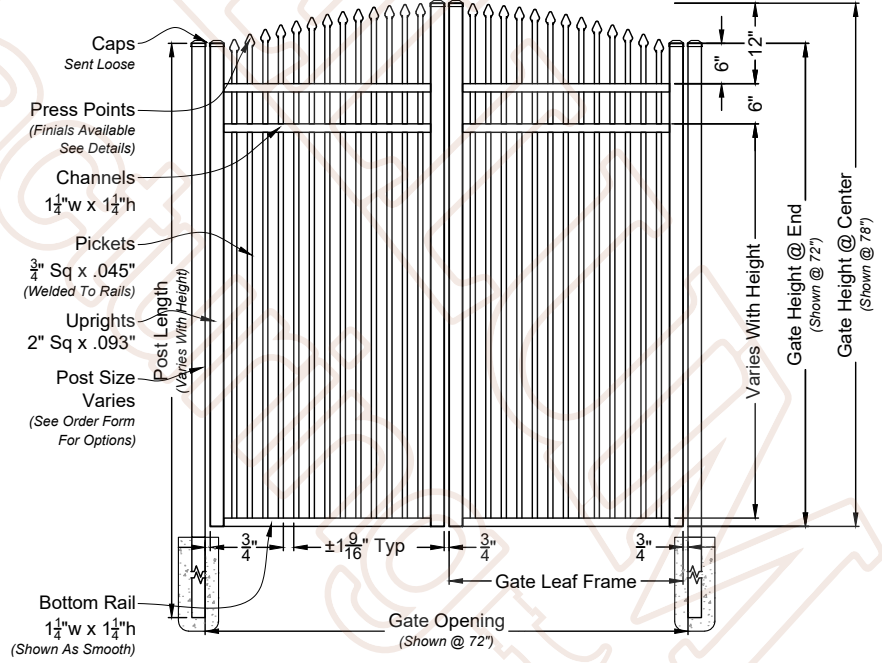


Walker 6ft Wide Fence Panel
 01 Shown As Commercial Series Scale: NTS
 *Displayed As Rake Bottom; Also Available As Smooth Bottom

Matching Gate Options



Walker Single Walk Gate
 02 Shown with Straight Rail Option Scale: NTS
 *Displayed As Rake Bottom; Also Available As Smooth Bottom



Walker Double Walk Gate
 03 Shown With Straight Rail Option Scale: NTS
 *Displayed As Smooth Bottom; Also Available As Rake Bottom

Walker Fence & Gate

3 Rail - Commercial Series - Double Picket

(Standard Panel With The Optional Double Picket Full)

3-Rail System Designed For Panels Up To 6'-0" Height

Checked By: Antebellum

Order #:

Drawn By: J. Mixon

Drawn Date: 3-Sep-25

ANTEBELLUM
 Manufacturing

DO NOT SCALE DRAWING; FOR DIMENSIONS NOT SHOWN
 CONTACT PLAN COORDINATOR FOR CLARIFICATION

2399 NW 35th St, Ocala, FL 34475

Ph: 352.877.3888

Em: Info@AntebellumMFG.Com

DRAWING NOTES:

We kindly ask that you do not scale directly from the drawings. We recommend consulting our Fence and Gate Style Sheet for further options. Please be aware that while additional gate hardware is available, its use may impact the clearances for hinges and latches.

Customer Signature: