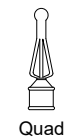
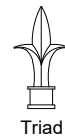




#### Finials



#### Rings



#### Butterfly Scrolls



#### Detail A

Post Punched  
(To Receive Rails)

Rails Screwed  
@ Post

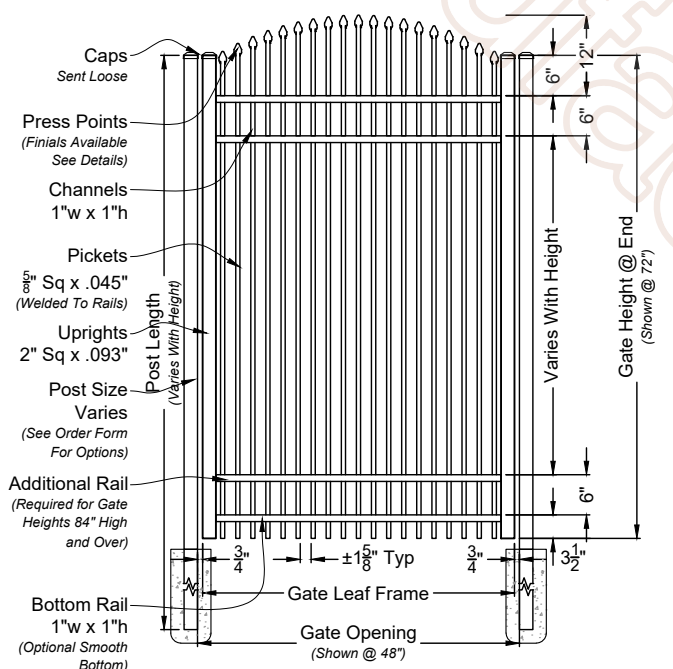
Rails Notched

Rails Punched  
(To Receive Pickets)

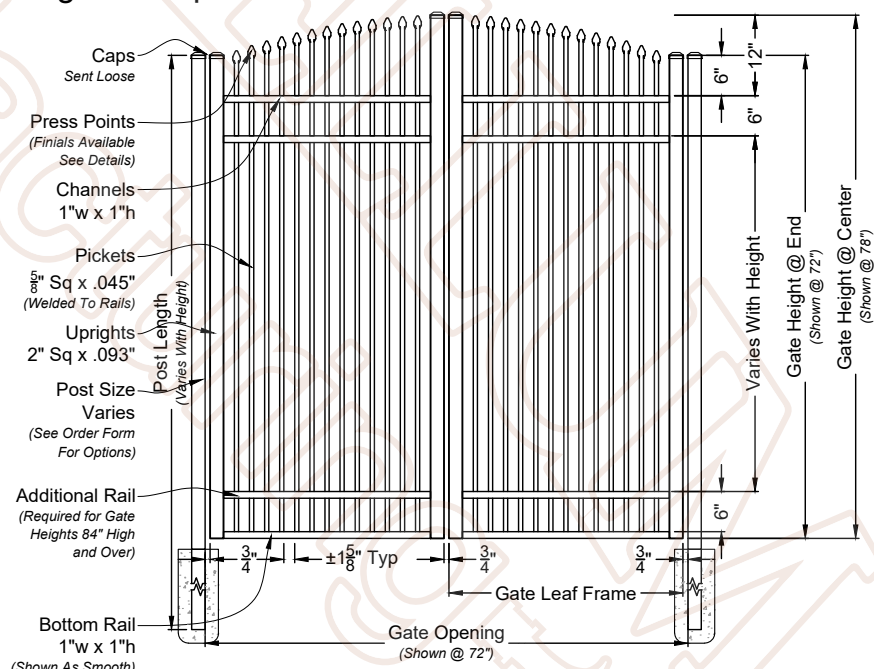
Pickets Screwed  
@ Rail

**A**  
**01 Walker 6ft Wide Fence Panel**  
Shown As Residential Series Scale: NTS  
\*Displayed As Rake Bottom; Also Available As Smooth Bottom

### Matching Gate Options



**A**  
**02 Walker Single Walk Gate**  
Shown with Arched Rail Option Scale: NTS  
\*Displayed As Rake Bottom; Also Available As Smooth Bottom



**A**  
**03 Walker Double Walk Gate**  
Shown With Straight Rail Option Scale: NTS  
\*Displayed As Smooth Bottom; Also Available As Rake Bottom

## Walker Fence & Gate

### 4 Rail - Residential Series - Double Picket

(Standard Panel With The Optional Double Picket Full)

4-Rail System Required For Panels Starting At 7'-0" High

Checked By: Antebellum Order #: \_\_\_\_\_  
Drawn By: J. Mixon Drawn Date: 25-Aug-25

**ANTEBELLUM**  
**Manufacturing**

DO NOT SCALE DRAWING; FOR DIMENSIONS NOT SHOWN  
CONTACT PLAN COORDINATOR FOR CLARIFICATION

2399 NW 35th St, Ocala, FL 34475

Ph: 352.877.3888

Em: Info@AntebellumMFG.Com

#### DRAWING NOTES:

We kindly ask that you do not scale directly from the drawings. We recommend consulting our Fence and Gate Style Sheet for further options. Please be aware that while additional gate hardware is available, its use may impact the clearances for hinges and latches.

Customer Signature: \_\_\_\_\_