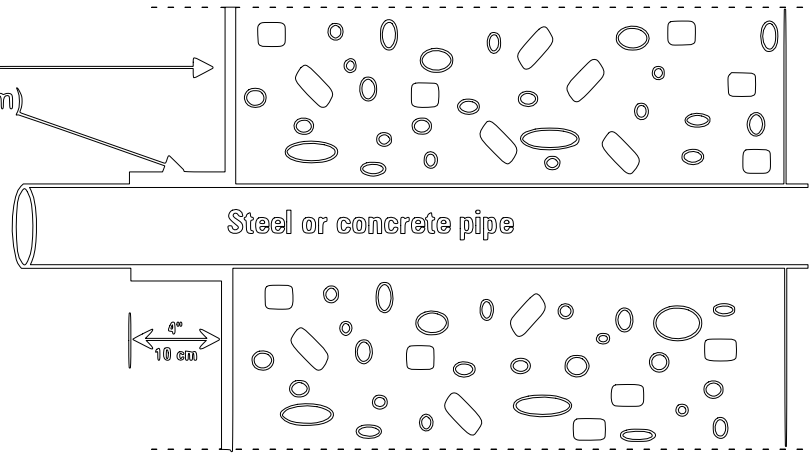





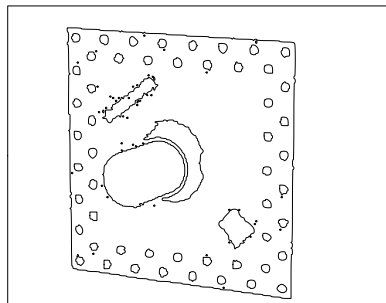
TYPICAL SEALING AROUND PIPE PENETRATIONS WITH AQUAFIN-2K/M
Schematic sketches

A. Sealing around steel or concrete pipes

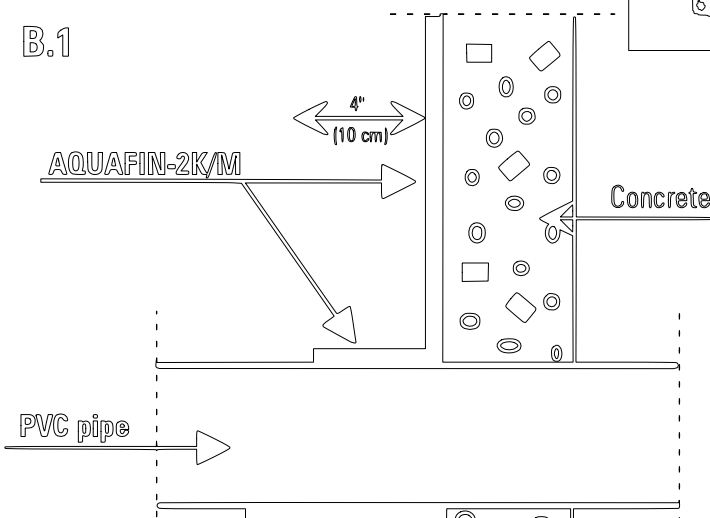
Apply AQUAFIN-2K/M surface waterproofing, extending at least 4" (10 cm) onto pipe



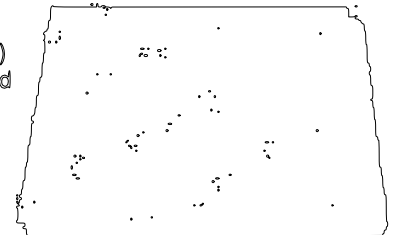
B. Sealing around PVC pipes and drains:



B.1



AQUAFIN SEALING GASKET:
Size: 18" x 18" (450 x 450 mm)
can be cut to required size and shape

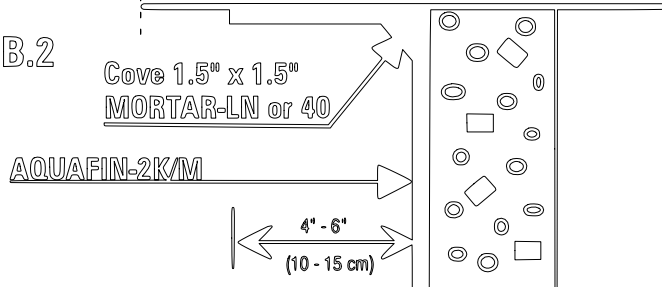


B.1: Pipes < 6" I.D.:

Apply AQUAFIN-2K/M surface waterproofing, extending 4" (10 cm) onto pipe.

B.1.A.: Alternative: Embed AQUAFIN-SEALING GASKET-18/18 into AQUAFIN-2K/M, flush to pipe.

B.2



B.2: Pipes > 6" I.D.:

Install cove of MORTAR-"LN" or "40" at pipe penetration. Apply AQUAFIN-2K/M surface waterproofing, extending 4"-6" (100-150 mm) onto pipe. Check possibility of using AQUAFIN SEALING GASKET-18/18, 4x4-MESH or TAPE-2000-S.

Note: Mechanically roughen PVC surface and degrease/clean with isopropanol or acetone prior to application of AQUAFIN-2K/M.