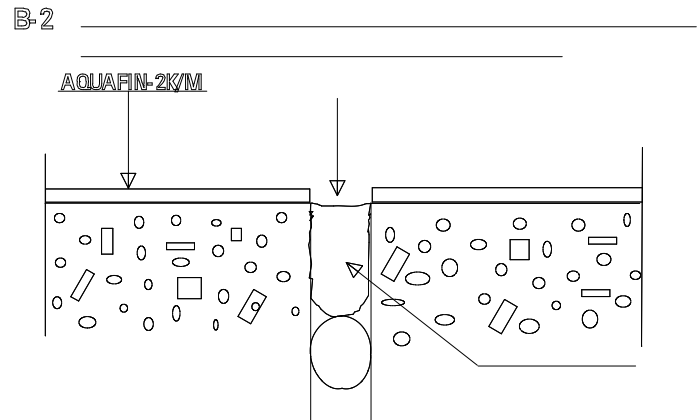
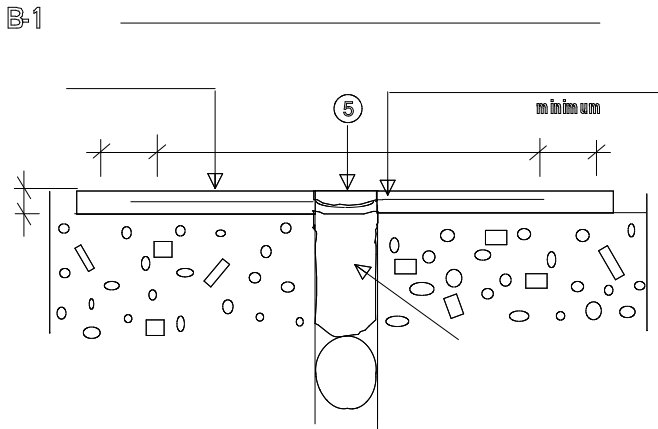
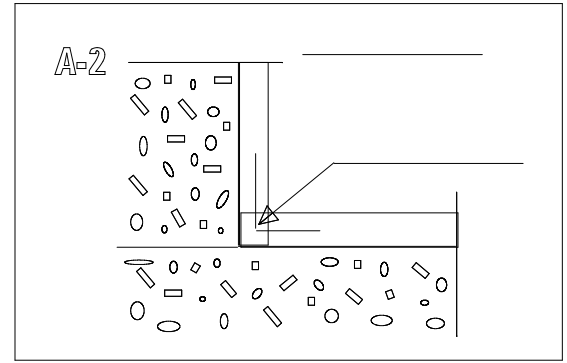
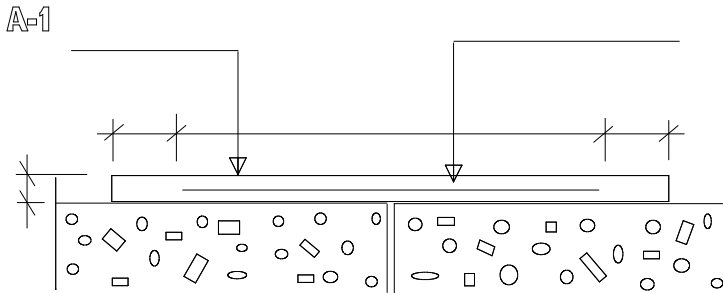




AQUAFIN-2K/M & JOINT SEALING TAPE Schematic sketches



- A-1 & A-2 Application/Installation steps:
- ① beyond either side of tape.
 - ② uniformly into 1st coat of AQUAFIN-2K/M, leaving no wrinkles.
 - ③ bonded before starting the next step.
 - ④ a damp brush.
movement.
 - ⑤ However, tape will not leak.

Note: If necessary protect tape from mechanical damage. However, be aware that 2K/M top coat may crack due to larger movement of tape, not affecting the waterproofing process of the tape.