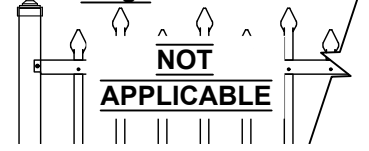



Finials



Rings



Butterfly Scrolls

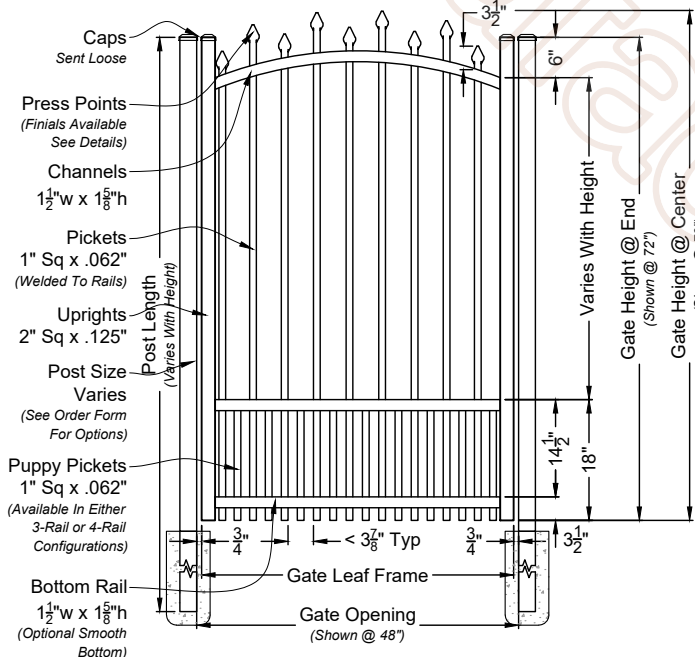


Detail A

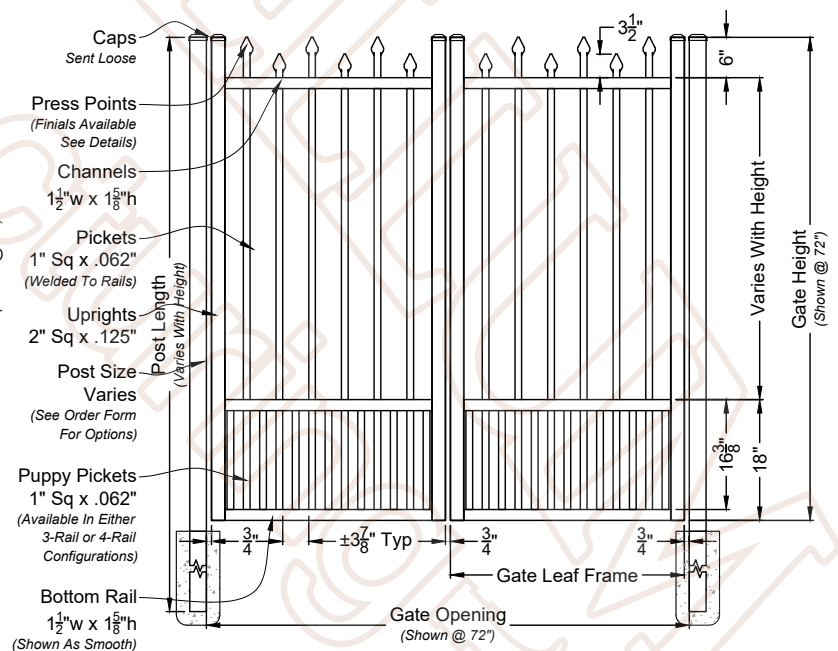
Post Punched
(To Receive Rails)
Rails Screwed
@ Post
Rails Notched
Rails Punched
(To Receive Pickets)
Pickets Screwed
@ Rail

A
01 **Madison 6ft Wide Fence Panel**
Shown As Industrial Series Scale: NTS
*Displayed As Rake Bottom; Also Available As Smooth Bottom

Matching Gate Options



A
02 **Madison Single Walk Gate**
Shown with Arched Rail Option Scale: NTS
*Displayed As Rake Bottom; Also Available As Smooth Bottom



A
03 **Madison Double Walk Gate**
Shown With Straight Rail Option Scale: NTS
*Displayed As Smooth Bottom; Also Available As Rake Bottom

Madison Fence & Gate

3 Rail - Industrial Series - Puppy Picket
(Standard Panel With The Optional Puppy Picket)

3-Rail System Designed For Panels Up To 6'-0" Height

Checked By: Antebellum

Order #:

Drawn By: J. Mixon

Drawn Date: 10-Sep-25

ANTEBELLUM
Manufacturing

DO NOT SCALE DRAWING; FOR DIMENSIONS NOT SHOWN
CONTACT PLAN COORDINATOR FOR CLARIFICATION

2399 NW 35th St, Ocala, FL 34475

Ph: 352.877.3888

Em: Info@AntebellumMFG.Com

DRAWING NOTES:

We kindly ask that you do not scale directly from the drawings. We recommend consulting our Fence and Gate Style Sheet for further options. Please be aware that while additional gate hardware is available, its use may impact the clearances for hinges and latches.

Customer Signature: