
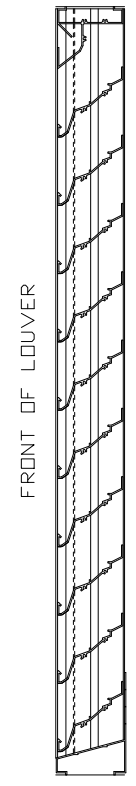


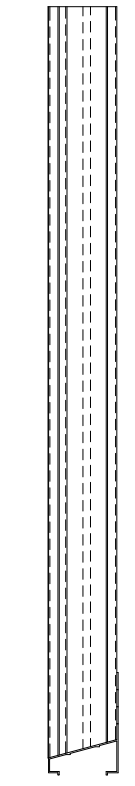
TOP VIEW FRONT



FRONT VIEW



SECTION A-A



SIDE VIEW

SPECIFICATIONS

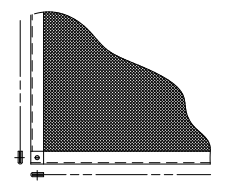
MATERIAL: EXTRUDED ALUMINUM 6063-T6/T52 ALLOY
 AVAILABLE IN .081" THK. AND
 .125" THK. (NOMINAL).
 FACE OF LOUVER: ALL SURFACES ARE FLUSH WITH
 JAMBES CONTAINED WITHIN THE
 HEAD AND SILL. APPROXIMATE
 BLADE CENTERS 4".
 SCREEN: (WHEN INDICATED, IN A REMOVABLE FRAME)
 BIRD SCREEN - 1/2" FLATTENED ALUMINUM .051" THK.
 OR - 1/2" SQ. MESH INTERMEDIATE DOUBLE-
 CRIMPED ALUMINUM WIRE, .063" DIA.
 OR - 18/16 MESH, .011" DIA. ALUMINUM
 WIRE INSECT SCREEN.
 MINIMUM PANEL SIZE: 12" x 12"
 MAXIMUM SINGLE PANEL SIZE: 60" x 96"

LOUVER PERFORMANCE STATEMENT

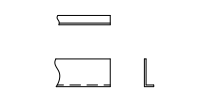
LOUVER MODEL EA-425-DD SHALL BE FABRICATED TO PROVIDE
 A MINIMUM OF (52%), 8.37 SQUARE FEET OF FREE AREA FOR
 A 48" x 48" SIZE LOUVER AND BEAR THE AMCA CERTIFIED
 RATINGS PROGRAM SEAL FOR AIR PERFORMANCE AND WATER
 PENETRATION. THE RATING SHALL SHOW A BEGINNING
 POINT OF WATER PENETRATION AT .01 OUNCES PER SQUARE
 FOOT OF FREE AREA AT A FREE AREA VELOCITY OF 1075
 FEET PER MINUTE, (8999) CUBIC FEET PER MINUTE, WITH
 .15 INCHES WATER GAUGE PRESSURE DROP FOR AIR INTAKE.

ARROW LOUVER MODEL:
EA-425-DD
SCALE: 1/4"=1'

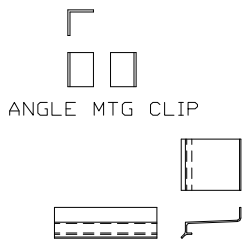
LOUVER ACCESSORIES



SCREEN



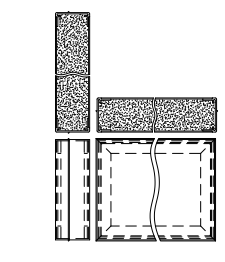
ADD-ON FLANGE



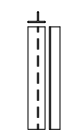
ANGLE MTG CLIP



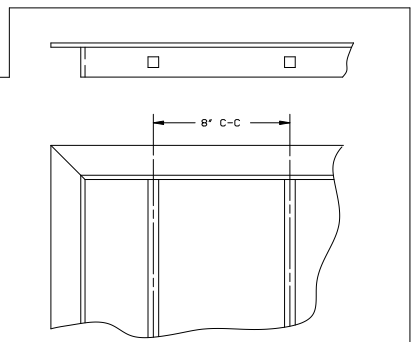
SILL EXTENSION



INSULATED BLANK-OFF



T-BAR



SECURITY BARS

		ARROW UNITED INDUSTRIES A Division of Mestek, Inc. 314 Riverside Drive - P.O. Box 69 - Wyalusing, PA 18853 AGENT:	
		MODEL EA-425-DD LOUVER	
CUST.		PROJECT	
CONTR.		BIMS	
ARCH.		ARROW JOB NO.	
DWN. MCT	DATE 3/17/09	ARROW JOB NO.	DWG. NO.
CKD.	EDR 14552	E-2000	39249
			SHT OF