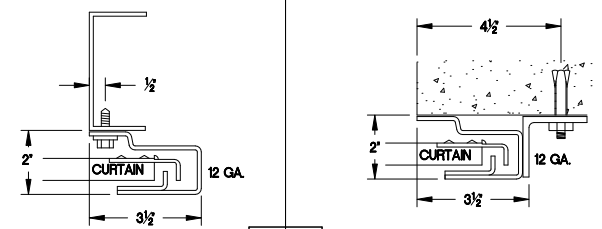


ELEVATION

SECTION-A-A

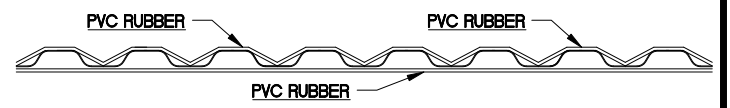
OPERATION	A1	A2
ELECTRIC DRIVE (UNDER 14' WIDE)	9	6
ELECTRIC DRIVE (14' TO UNDER 20' WIDE)	10	7
ELECTRIC DRIVE (20' WIDE OR WIDER)	11	8

GUIDE DETAILS




- STEEL
- WOOD
- CONCRETE
- MASONRY

CURTAIN DETAILS



- D-PANEL



- C-PANEL

GENERAL NOTES:

- CURTAIN:
- 26 GAUGE GALVANIZED STEEL WITH BAKED ON EPOXY PRIMER AND POLYESTER TOP COAT

- GUIDES:
- ROLL FORMED () GAUGE GALVANIZED STEEL

- OPERATION:
- RIGHT HAND SHOWN, LEFT HAND OPPOSITE

- OTHER SURFACES:
- GALVANIZED OR SHOP COAT PRIMER

MRK.	QTY.	OPENING SIZE		OPERATION	R.H.	CLEARANCES		OPTION
		WIDTH 'W'	HEIGHT 'H'			L.H.	'X'	

PROJECT: _____

ARCHITECT: _____

CONTRACTOR: _____

DISTRIBUTOR: _____

DATE: _____ SHEET: _____ OF: _____ BY: _____ REF.# _____

4255 McEver Industrial Dr.
Acworth, GA 30101
PH:(770) 924-2600
Fax:(770) 974-1455
www.astadoor.com

MODEL 200 WINDLOCK SHEET DOOR WITH MEDIUM DUTY JACKSHAFT MOTOR

Asta Door Corporation is not responsible for the use of improper installation procedures, structural supports as well as field inspection prior to manufacturing and installation.

APPROVAL SIGNATURE: _____ DATE: _____