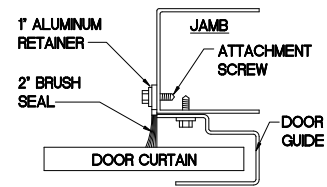


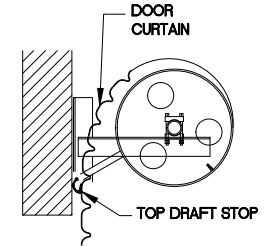
ELEVATION

SECTION-A-A

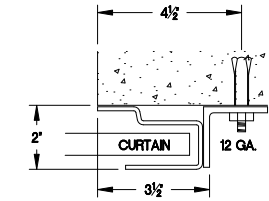
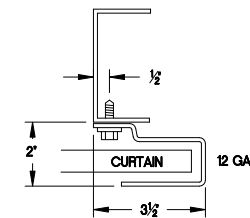
JAMB BRUSH SEAL DETAIL



TOP DRAFT STOP DETAIL

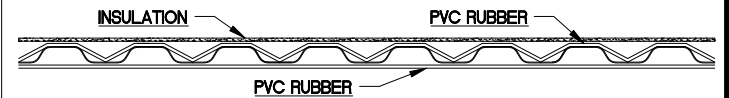


GUIDE DETAILS



- STEEL
 WOOD
 CONCRETE
 MASONRY

STANDARD CURTAIN



GENERAL NOTES:

CURTAIN:

- 26 GAUGE GALVANIZED STEEL WITH BAKED ON EPOXY PRIMER AND POLYESTER TOP COAT

GUIDES:

- ROLL FORMED 12 GAUGE GALVANIZED STEEL

OPERATION:

- RIGHT HAND SHOWN, LEFT HAND OPPOSITE

INSULATION:

- MYLAR AND POLYETHYLENE INSULATION LAMINATED TO BACK OF CURTAIN.

OTHER SURFACES:

- GALVANIZED OR SHOP COAT PRIMER

SIDE ROOM REQUIREMENTS

SEE 'ELEVATION'

	CHOOSE TYPE OF OPERATION BELOW		SEE 'ELEVATION'	
	A-1	A-2	A-1	A-2
<input checked="" type="checkbox"/> HAND-ROPE PULL			7'	7'
<input checked="" type="checkbox"/> REDUCTION GEAR CHAIN HOIST			10'	7'
<input checked="" type="checkbox"/> ELECTRIC MOTOR OPERATOR KIT			10'	7'

MRK.	QTY.	OPENING SIZE		OPERATION	R.H.	CLEARANCES			OPTION
		WIDTH 'W'	HEIGHT 'H'			L.H.	'X'	'Y'	

PROJECT:
 ARCHITECT:
 CONTRACTOR:
 DISTRIBUTOR:

S:\ASTA Auto Cad Drawings 5_29_08\ASTA logo\REV1.jpg

4255 McEver Industrial Dr.
 Acworth, GA 30101
 PH:(770) 924-2600
 Fax:(770) 974-1455
 www.astadoor.com

DATE: SHEET: OF: BY: REF:#

MODEL 202 HD INSULATED COMMERCIAL SHEET DOOR

Asta Door Corporation is not responsible for the use of improper installation procedures, structural supports as well as field inspection prior to manufacturing and installation.

APPROVAL SIGNATURE:

DATE: