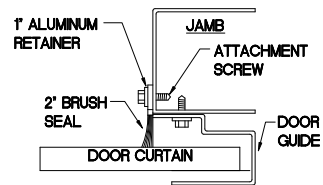


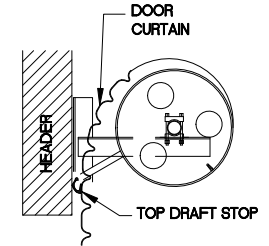
ELEVATION

SECTION-A-A

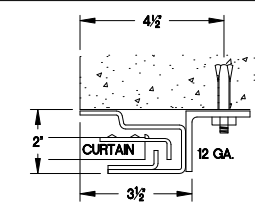
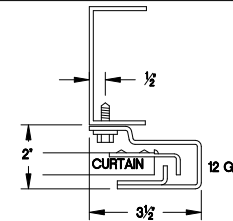
JAMB BRUSH SEAL DETAIL



TOP DRAFT STOP DETAIL

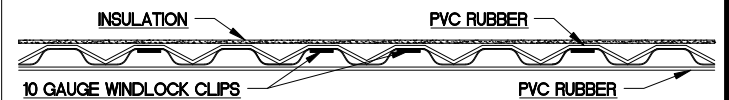


GUIDE DETAILS



- STEEL
- WOOD
- CONCRETE
- MASONRY

STANDARD CURTAIN



GENERAL NOTES:

CURTAIN:

- 26 GAUGE GALVANIZED STEEL WITH BAKED ON EPOXY PRIMER AND POLYESTER TOP COAT

GUIDES:

- ROLL FORMED GALVANIZED STEEL WITH 12 GAUGE WINDLOCK INSERT

OPERATION:

- RIGHT HAND SHOWN, LEFT HAND OPPOSITE

INSULATION:

- MYLAR AND POLYETHYLENE INSULATION LAMINATED TO BACK OF CURTAIN.

OTHER SURFACES:

- GALVANIZED OR SHOP COAT PRIMER

SIDE ROOM REQUIREMENTS		SEE 'ELEVATION'	
<input checked="" type="checkbox"/>	CHOOSE TYPE OF OPERATION BELOW	A-1	A-2
<input checked="" type="checkbox"/>	HAND-ROPE PULL	7'	7'
<input checked="" type="checkbox"/>	REDUCTION GEAR CHAIN HOIST	10'	7'
<input checked="" type="checkbox"/>	ELECTRIC MOTOR OPERATOR KIT	10'	7'

MRK.	QTY.	OPENING SIZE		OPERATION	R.H.	CLEARANCES		OPTION
		WIDTH 'W'	HEIGHT 'H'			L.H.	'X'	

PROJECT:		<small>S:\ASTA Auto Cad Drawings 5_29_08\ASTA logo\NEV1.jpg</small>	4255 McEver Industrial Dr. Acworth, GA 30101 PH:(770) 924-2600 Fax:(770) 974-1455 www.astadoor.com
ARCHITECT:			
CONTRACTOR:			
DISTRIBUTOR:			
DATE:	SHEET: OF:	BY:	REF.#
MODEL 204 INSULATED WINDLOCK COMMERCIAL SHEET DOOR			

Asta Door Corporation is not responsible for the use of improper installation procedures, structural supports as well as field inspection prior to manufacturing and installation.

APPROVAL SIGNATURE: _____ DATE: _____