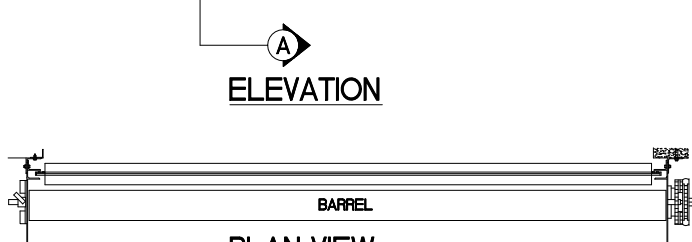
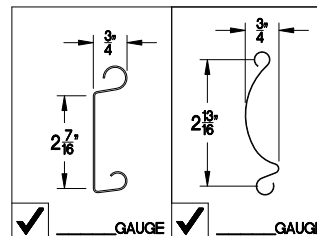


SECTION-A-A

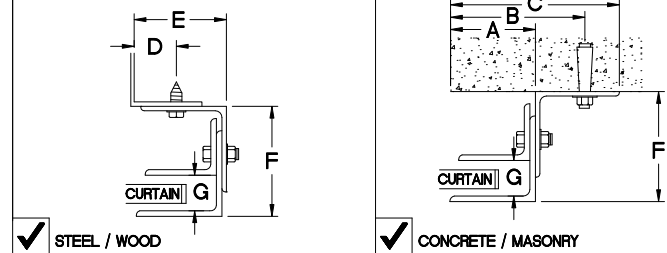


PLAN VIEW

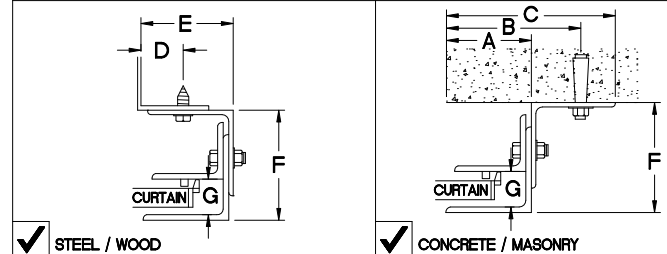


GAUGE GAUGE

GUIDE DETAIL (NON-WINDLOCK)



GUIDE DETAIL (WINDLOCK)



GUIDE DIMENSIONS

GUIDE TYPE	A'	B'	C'	D'	E'	F'	G'
2	2 5/8"	3 7/8"	5 1/8"	1 1/4"	2 13/16"	4"	1 1/4"
3	2 5/8"	4 3/4"	5 5/8"	1 1/4"	2 13/16"	4 3/8"	1 1/4"
4	2 5/8"	4 3/4"	5 5/8"	1 1/4"	2 7/8"	4 3/4"	1 1/4"
2(W/L)	3"	4 1/4"	5 1/2"	1 5/8"	3 3/16"	4"	1 1/2"
3(W/L)	3"	5 1/8"	6"	1 5/8"	3 3/16"	4 3/8"	1 1/2"
4(W/L)	3"	5 1/8"	6"	1 5/8"	3 1/4"	4 3/4"	1 1/2"
5(W/L)	3"	5 1/8"	6"	1 5/8"	3 1/4"	4 3/4"	1 1/2"
6(W/L)	5 1/4"	6 1/2"	7 3/4"	1 5/8"	4 7/8"	7 1/4"	1 1/2"

GENERAL NOTES

SLATS/HOOD: SELECT FINISH OPTION BELOW:

- GALVANIZED ONLY
- GRAY POLYESTER TOP COAT
- WHITE POLYESTER TOP COAT

OTHER SURFACES:

- SHOP COAT BLACK PRIMER

OPERATION:

- RIGHT HAND SHOWN, LEFT HAND OPPOSITE

GUIDES:

- STRUCTURAL STEEL ANGLES OF 3/16" MINIMUM THICKNESS

BOTTOM BAR:

- TWO 2"x2"x1/8" STEEL ANGLES WITH PVC BULB ASTRAGAL
- TWO 2"x1-1/2"x1/8" GALVANIZED ANGLES WITH PVC BULB ASTRAGAL

MRK.	QTY.	OPENING SIZE		OPERATION	R.H.	CLEARANCES		OPTION	PROJECT:	ARCHITECT:	CONTRACTOR:	DISTRIBUTOR:	DATE:	SHEET:	OF:	BY:	REF.#	4255 McEver Industrial Dr. Acworth, GA 30101 PH:(770) 924-2600 Fax:(770) 974-1455 www.astadoor.com	
		WIDTH 'W'	HEIGHT 'H'			LH.	'X'												'Y'

Asta Door Corporation is not responsible for the use of improper installation procedures, structural supports as well as field inspection prior to manufacturing and installation.

APPROVAL SIGNATURE:

DATE:

400 SERIES-FACE OF WALL (CHAIN HOIST)