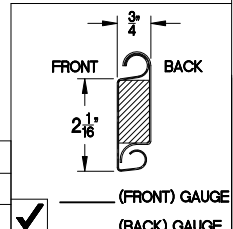
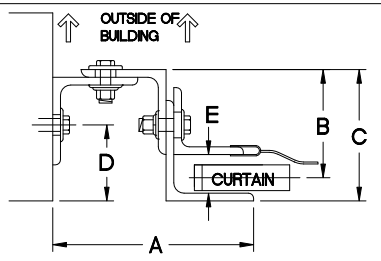


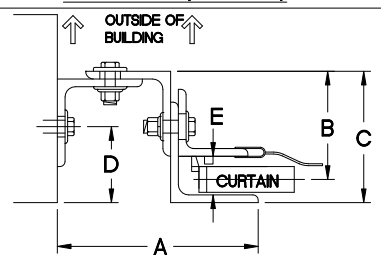
TOP MOTOR CLEARANCE		
HP	14"	16"
Z	8"	7"



GUIDE DETAIL (NON-WINDLOCK)



GUIDE DETAIL (WINDLOCK)



GUIDE DIMENSIONS

GUIDE TYPE	A	B	C	D	E	BETWEEN JAMB OPENING DEDUCTIONS + THEORETICAL 'NEW' OPENING	
						TYPE	DEDUCT
2	5. 7/8"	3. 3/16"	4"	2. 9/16"	1. 1/4"	2	12"
3	6. 3/8"	3. 9/16"	4. 3/8"	2. 15/16"	1. 1/4"	3	12"
4	6. 3/4"	3. 15/16"	4. 3/4"	2. 3/4"	1. 1/4"	4	12. 3/4"
2(W/L)	6. 3/8"	3. 3/16"	4"	2. 9/16"	1. 1/2"	2(W/L)	12. 3/4"
3(W/L)	6. 3/8"	3. 9/16"	4. 3/8"	2. 15/16"	1. 1/2"	3(W/L)	12. 3/4"
4(W/L)	6. 3/4"	3. 15/16"	4. 3/4"	2. 3/4"	1. 1/2"	4(W/L)	13. 1/2"
5(W/L)	6. 3/4"	4"	4. 3/4"	2. 3/4"	1. 1/2"	5(W/L)	13. 1/2"
6(W/L)	8. 3/4"	6. 1/4"	7. 1/4"	3. 1/2"	1. 1/2"	6(W/L)	17. 1/2"

GENERAL NOTES

- SLATS/HOOD: SELECT FINISH OPTION BELOW (HOOD INCLUDES WEATHER BAFFLE)
- GRAY POLYESTER TOP COAT
 - WHITE POLYESTER TOP COAT
- OTHER SURFACES:
- SHOP COAT BLACK PRIMER
- OPERATION:
- RIGHT HAND SHOWN, LEFT HAND OPPOSITE
- GUIDES:
- STRUCTURAL STEEL ANGLES OF 3/16" MINIMUM THICKNESS
 - WITH PVC WEATHER SEAL
- BOTTOM BAR:
- TWO 2"x2"x1/8" STEEL ANGLES WITH PVC BULB ASTRAGAL

NOTE: ADD "Z" TO "X" TO ACHIEVE OVERALL HEADROOM REQUIREMENTS

MRK.	QTY.	OPENING SIZE		OPERATION	R.H.	CLEARANCES		OPTION
		WIDTH 'W'	HEIGHT 'H'			L.H.	'X'+2'	

PROJECT:	4255 McEver Industrial Dr. Acworth, GA 30101 PH:(770) 924-2600 Fax:(770) 974-1455 www.aafadoor.com
ARCHITECT:	
CONTRACTOR:	
DISTRIBUTOR:	
DATE:	SHEET: OF: BY:

Asta Door Corporation is not responsible for the use of improper installation procedures, structural supports as well as field inspection prior to manufacturing and installation.

APPROVAL SIGNATURE: _____ DATE: _____