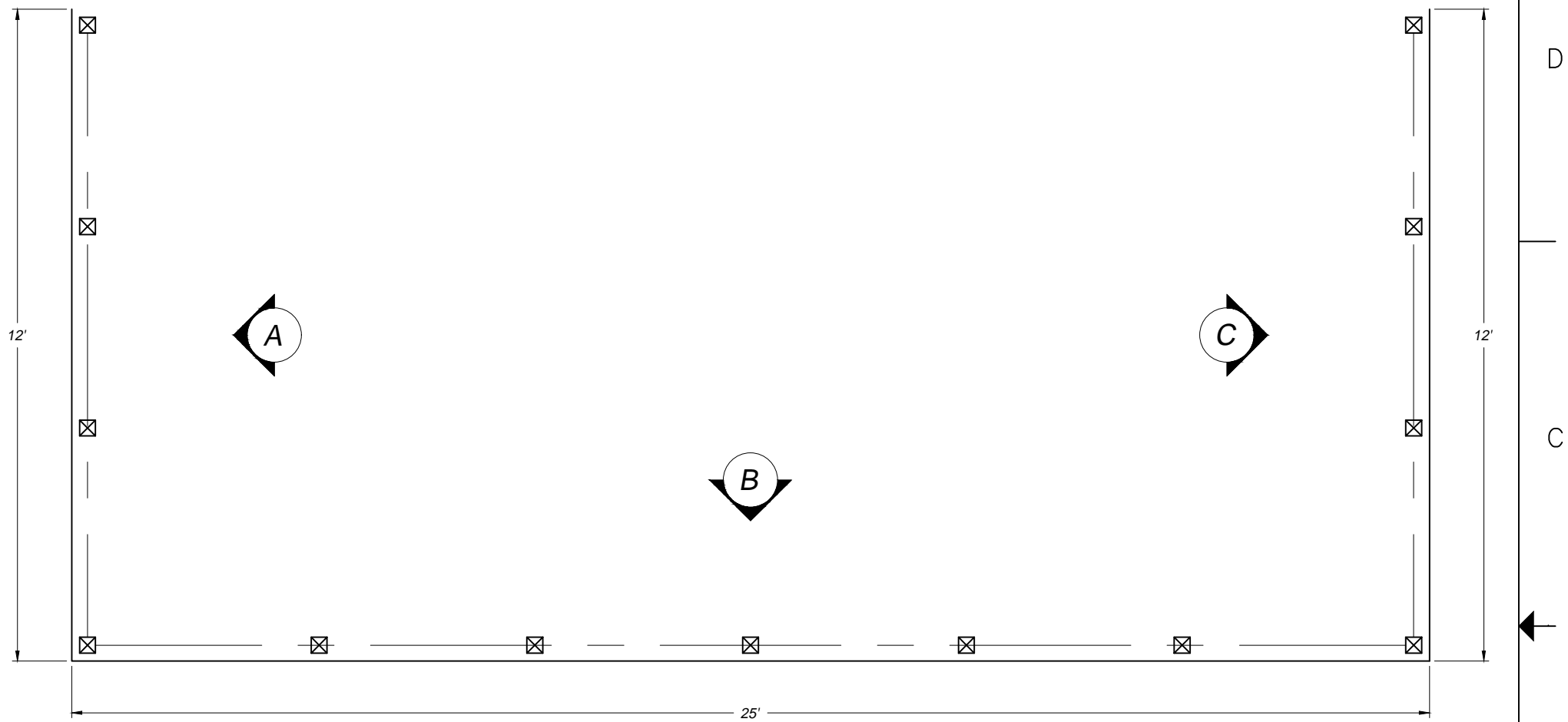
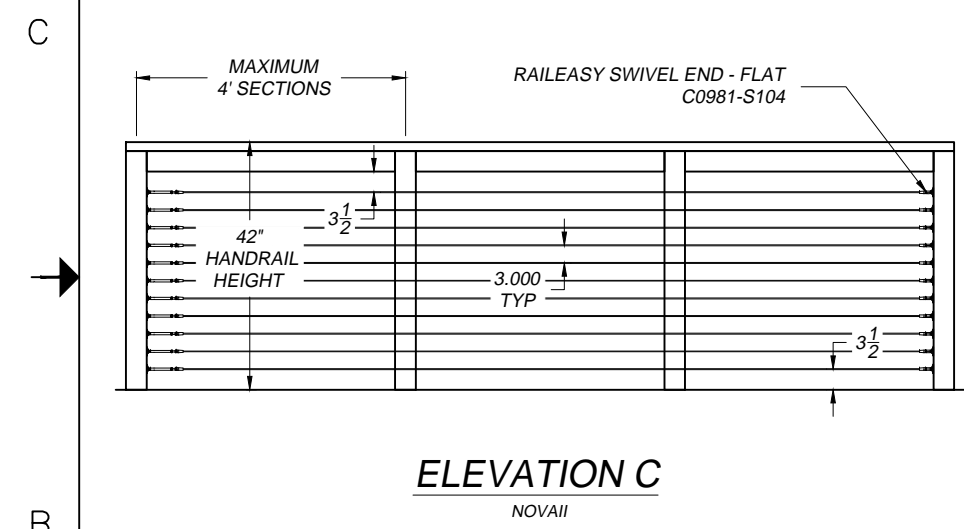
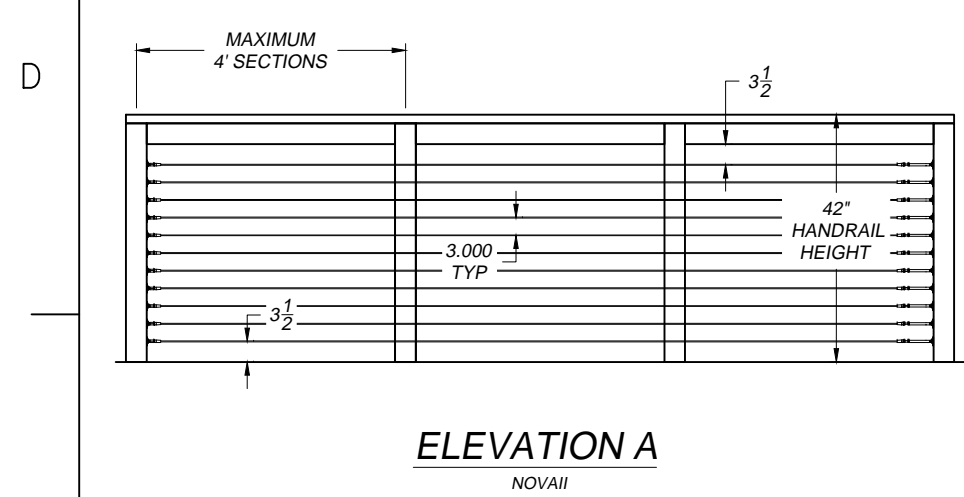


THE INFORMATION CONTAINED IN THIS DRAWING IS THE SOLE PROPERTY OF SUNCOR STAINLESS. ANY REPRODUCTION IN PART OR WHOLE WITHOUT THE WRITTEN PERMISSION OF SUNCOR STAINLESS IS PROHIBITED.

PLEASE NOTE:
POSTS SHOWN AS MOUNTED WOOD.

REVISIONS			
REV	DESCRIPTION	DATE	APPROVED
A	INITIAL DRAWING	6/19/19	NMJ

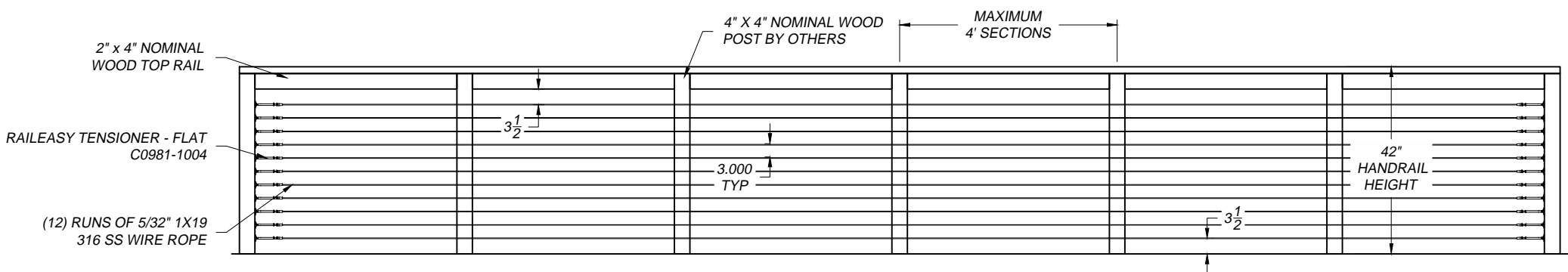


Deck or mounting area and stair dimensions **MUST** be confirmed by the customer and or contractor. It shall be the customer's responsibility to review the drawing(s) for accuracy.

Suncor/Atlantis Rail Systems will **NOT** be responsible for errors or misinterpretations of the railing system designed by us based upon customer confirmed dimensions.

Additional drawing time to change the design or correct for errors after signing will result in additional costs as well as any changes to parts made per the drawing.

Carefully review the drawing before signing and accepting. By signing and accepting the customer acknowledges the drawing and it's representation of the railing system, including but **NOT** limited to layout, dimensions, heights, **NOTES** and mounting, is accurate.



Post and Rail Mounting Surfaces: Atlantis Rail Systems provides a variety of mounting options for posts and rails used in our systems. Products of this nature require that mounting surfaces are constructed to be considered structural per building code definition for the surface material used. Structural integrity and building code compliance of mounting surfaces are the responsibility of the end user and / or installer. The use of any of our mounting methods are at the option and decision of the end user and /or installer and should be selected to match the structural material used to create the mounting surface.

CUSTOMER SIGNATURE: _____ DATE: _____

UNLESS OTHERWISE SPECIFIED DIMENSIONS ARE IN INCHES TOLERANCES ARE:		CAD GENERATED DRAWING DO NOT MANUALLY UPDATE	
FRACTIONS	DECIMALS	ANGLES	
±1/64"	.X ±0.05	±1/2	
	.XX ±0.01		
	.XXX ±0.005		
DRAWN	APPROVALS	DATE	
	NMJ	6/19/19	
MATERIAL	CHECKED	DATE	
316SS	JS	6/20/19	
FINISH	RESP ENG		
XXX	RFD ENG		
	QUAL ENG		
SIZE	FSCM NO.	ORDER NO.	REV
D		XXXXXX-XX	A
SCALE	NTS	CAD FILE: xxxxxxxxxxxx	SHEET 1 OF 1



42" RAILEASY CABLE SYSTEM
SAMPLE DRAWING