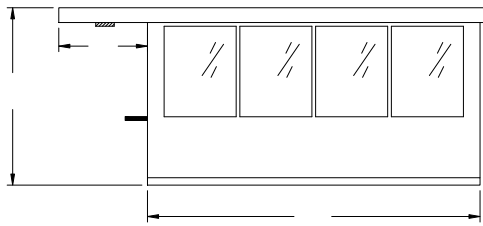
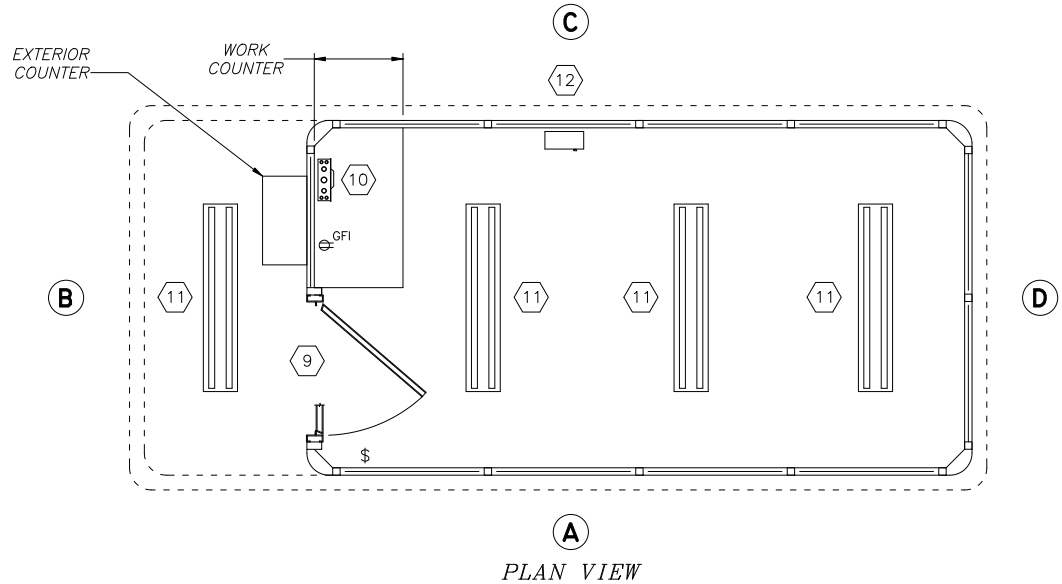
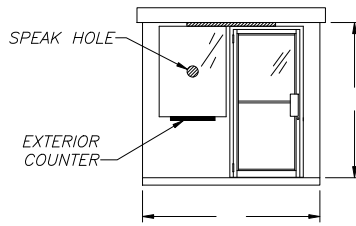


* REFER TO MANUFACTURER'S SPECIFICATIONS FOR MORE INFORMATION.

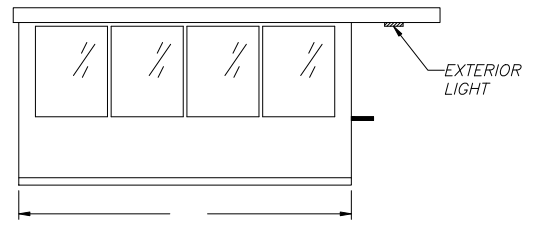
- SELECT DESIRED SIZE
- | | | |
|--------------------------------------|-----------------------------------|------------------------------------|
| <input type="checkbox"/> 4' x 8' | <input type="checkbox"/> 6' x 6' | <input type="checkbox"/> 10' x 10' |
| <input type="checkbox"/> 4' x 9' | <input type="checkbox"/> 6' x 8' | <input type="checkbox"/> 10' x 12' |
| <input type="checkbox"/> 4' x 10' | <input type="checkbox"/> 6' x 10' | <input type="checkbox"/> 10' x 14' |
| <input type="checkbox"/> 5' x 5' | <input type="checkbox"/> 6' x 12' | <input type="checkbox"/> 10' x 16' |
| <input type="checkbox"/> 5' x 6' | <input type="checkbox"/> 6' x 15' | <input type="checkbox"/> 10' x 20' |
| <input type="checkbox"/> 5' x 7' | <input type="checkbox"/> 8' x 8' | <input type="checkbox"/> 12' x 12' |
| <input type="checkbox"/> 5.5' x 7.5' | <input type="checkbox"/> 8' x 10' | <input type="checkbox"/> 12' x 14' |
| <input type="checkbox"/> 5' x 8' | <input type="checkbox"/> 8' x 12' | <input type="checkbox"/> 12' x 16' |
| <input type="checkbox"/> 5' x 9' | <input type="checkbox"/> 8' x 14' | <input type="checkbox"/> 12' x 18' |
| <input type="checkbox"/> 5' x 10' | <input type="checkbox"/> 8' x 16' | <input type="checkbox"/> 12' x 20' |
| | <input type="checkbox"/> CUSTOM | |




ELEVATION A



ELEVATION B



ELEVATION C







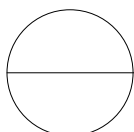
ELEVATION D

NOTES:

1. INSTALLATION TO BE COMPLETED IN ACCORDANCE WITH MANUFACTURER'S SPECIFICATIONS.
2. DO NOT SCALE DRAWINGS.
3. CUSTOM MATCHING: COLORS & SIGNAGE AVAILABLE.
4. SEE PICTURE # 20 IN AUSTIN MOHAWK BROCHURE.

LEGEND:

-  - DOOR
-  - LOAD CENTER
-  - LIGHTING (DUAL BULB, FLUORESCENT STRIP LIGHTS)
-  - HEATER (LOCATION OPTIONAL)



SOFT CORNER

ALUM/STEEL BUILDING