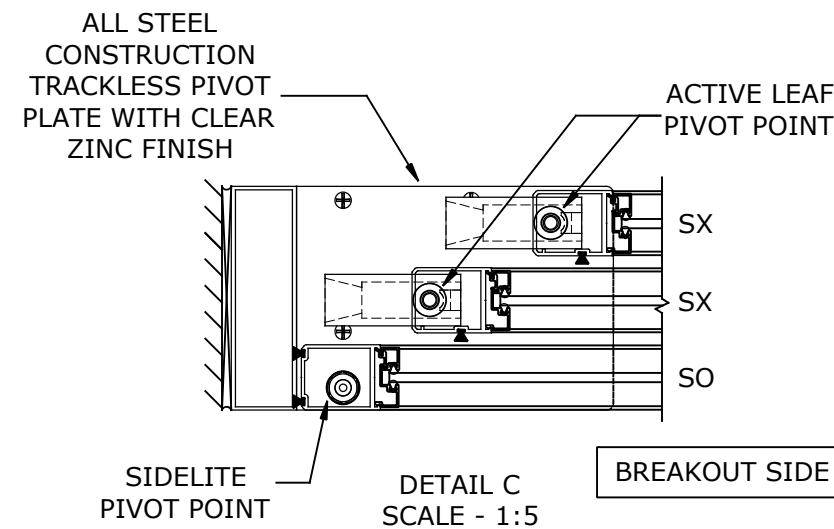
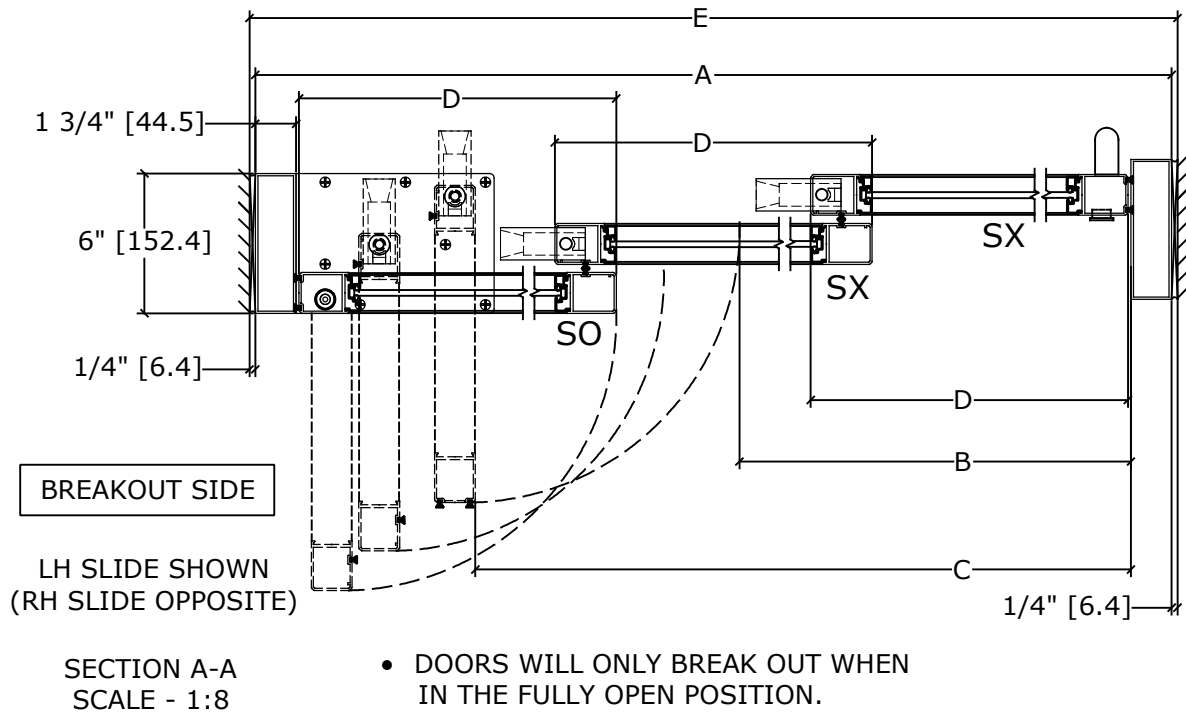
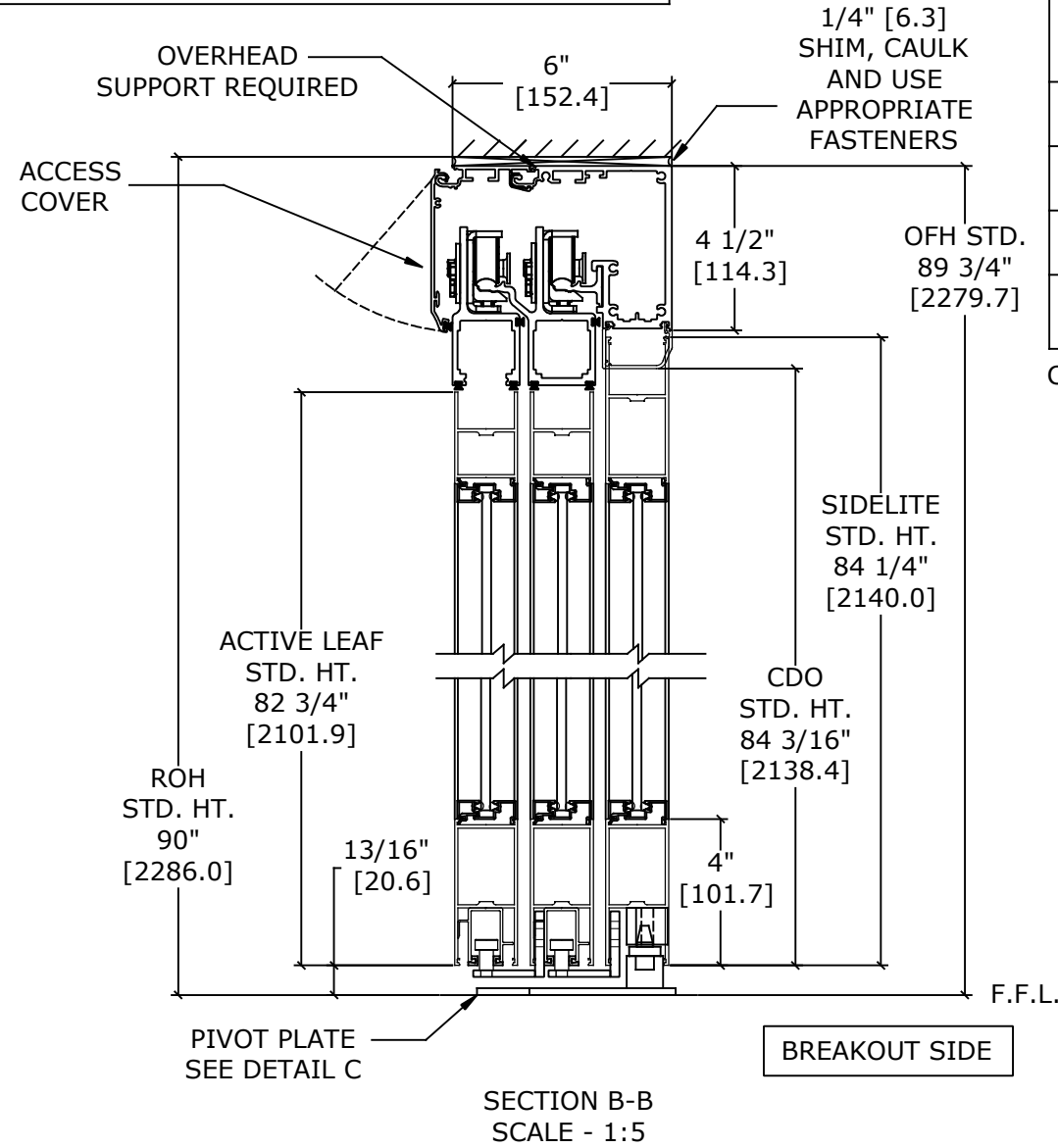
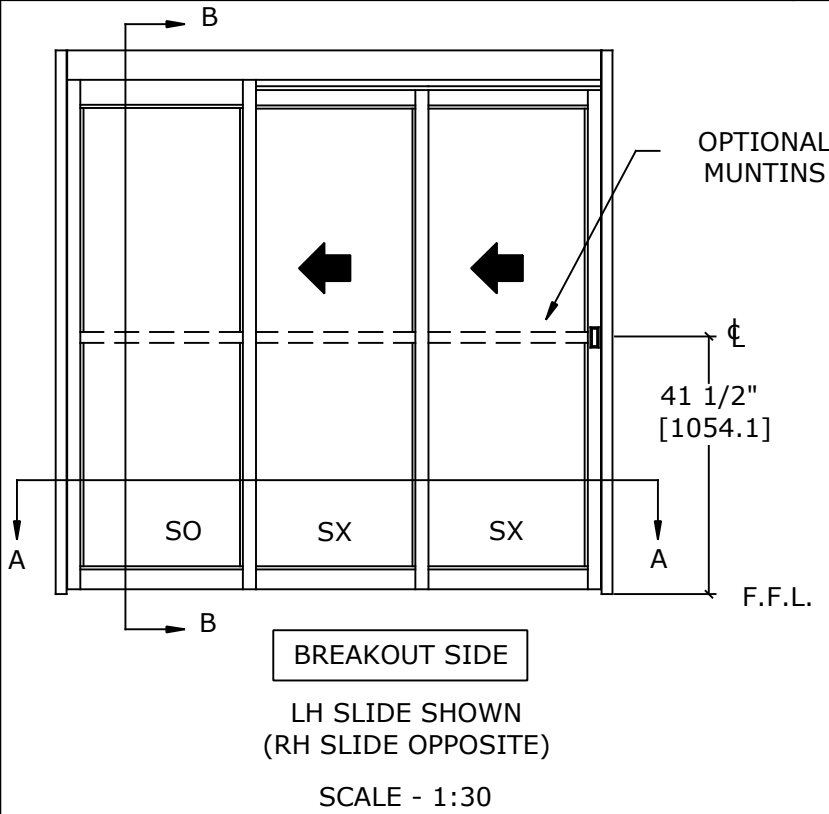


MODEL NO.	OVERALL FRAME WIDTH (A)	CLEAR DOOR OPENING (B)	BREAKOUT OPENING (C)	ACTIVE & SIDELITE LEAF WIDTH (D)	ROUGH OPENING WIDTH (E)
VMT3FBO-8	96" [2438.4]	53 3/4" [1365.3]	82 1/2" [2095.5]	32 1/2" [825.5]	96 1/2" [2451.1]
VMT3FBO-10	120" [3048.0]	69 3/4" [1771.7]	106 1/2" [2705.1]	40 1/2" [1028.7]	120 1/2" [3060.7]
VMT3FBO-12	144" [3657.6]	85 3/4" [2178.1]	130 1/2" [3314.7]	48 1/2" [1231.9]	144 1/2" [3670.3]
KEY:		(2*A/3)-10 1/4" (2*A/3)-[260.4]	A-13 1/2" A-[342.9]	(A/3)+ 1/2" (A/3)+[12.7]	A+1/2" A+[12.7]

CONSULT FACTORY FOR ALL CUSTOM CONFIGURATION SIZES OR SIZES OVER 12'.



REFER TO RELEVANT [LOCAL, STATE, NATIONAL, OR AHJ] BUILDING CODE FOR MIN DOOR HEIGHT & MIN/MAX WIDTH ALLOWABLE FOR EGRESS REQUIREMENT IN CONJUNCTION WITH TABLE.

NOTES:

STANDARD PACKAGE CONSISTS OF:

- STANDARD FINISH: CLASS 1, .018MM, CLEAR- AA-M12C22A41
- NARROW STILE RAILS
- 1/4" GLASS STOPS AND BLOCKS
- PULL HANDLE(S) AND RECESSED FINGER PULL(S)
- NURSE ASSIST MAGNETIC CATCHES
- FULL OPENING DAMPENING DEVICE
- FLUSHBOLT-FREE DESIGN

OPTIONS AVAILABLE:

- SPECIAL FINISHES
- PACKAGE WILL ACCEPT UP TO 1 1/4" [31.8] INSULATED GLASS, SEE SHEET AA-13 FOR DETAILS
- 7" & 10" BOTTOM RAILS, SEE SHEET AA-14 FOR DETAILS
- MUNTINS, SEE SHEET AA-14 FOR DETAILS
- SEE SHEET OS-1 FOR ALL OTHER OPTIONS.

DWG NO. 1016213

DRN BY	DBN	DATE	02/22/17	CHK BY	CLW	DATE	03/03/17	REV.	2.0	DATE	05/24/17
--------	-----	------	----------	--------	-----	------	----------	------	-----	------	----------

ASSA ABLOY