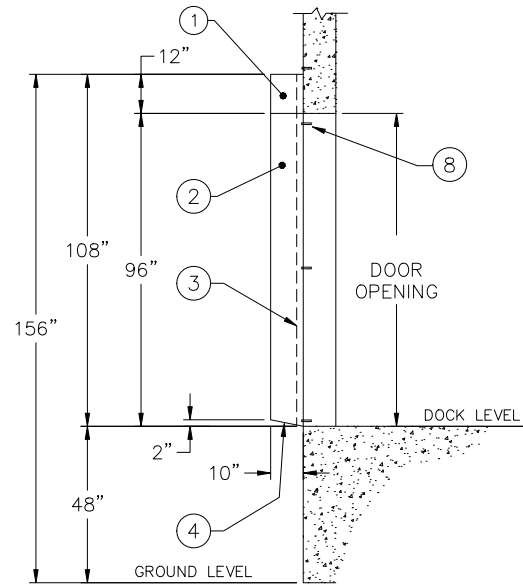


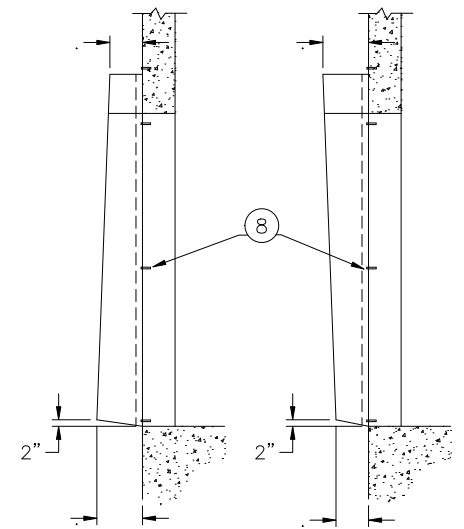
1 STANDARD UNIT DETAIL
ISOMETRIC VIEW
N.T.S.

5 STANDARD UNIT DETAIL
PLAN VIEW
SCALE: 1" = 1'-0"

6 VARIABLE WEDGE UNIT
PLAN VIEW
SCALE: 1" = 1'-0"

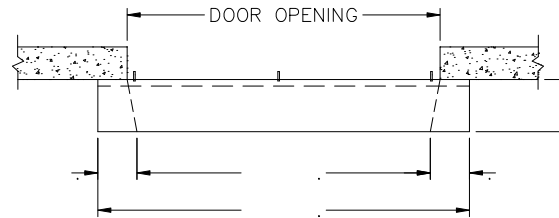
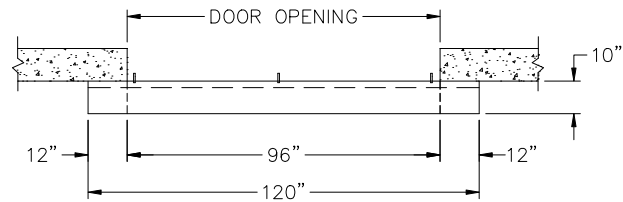


2 STANDARD UNIT DETAIL
SIDE VIEW
SCALE: 1" = 1'-0"



3 TAPERED UNIT
DECLINE
SCALE: 1" = 1'-0"

4 TAPERED UNIT
INCLINE
SCALE: 1" = 1'-0"



- NOTES:
 1) ALL DIMENSIONS ARE STANDARD AND IN IMPERIAL SYSTEM.
 2) UNITS CAN BE MANUFACTURED TO SUIT.
 3) DRAWINGS NOT TO BE SCALED.

No.	DESCRIPTION
1	HEAD PAD
2	SIDE PAD
3	WOOD BACKBOARD -KILN DRIED
4	FREEZE PROTECTION CAVITY
5	4" x 24" YELLOW GUIDE STRIPE
6	FLAT BRACKET
7	ANGLE BRACKET
8	3/8" x 1-7/8" SLEEVE ANCHOR
9	WEAR FLAPS

BLUE GIANT

SERIES	D-100-WEAR FLAPS
TITLE:	FIXED HEAD PAD DOCK SEAL
DISTRIBUTED BY:	
DATE: 02/20/07	SHEET 1 OF 1 DWG# D-100-A2 REV. 0

REV.#	DATE	DESCRIPTION	BY