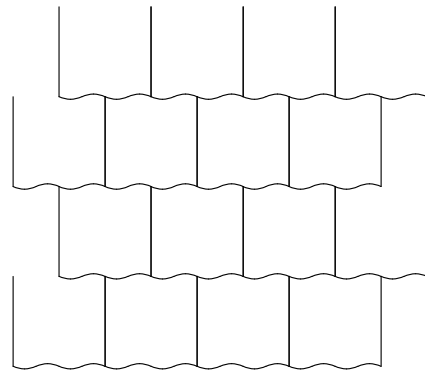
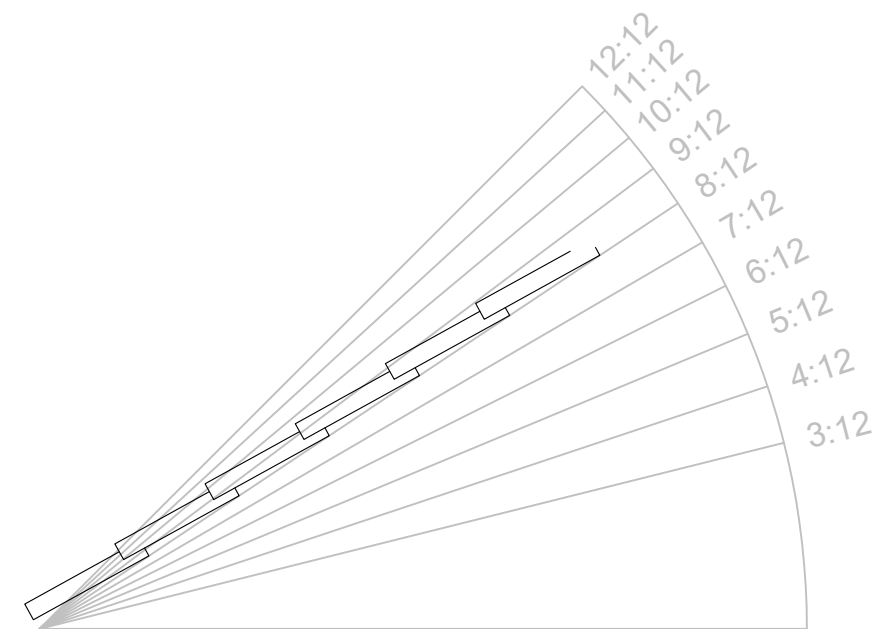


TOP VIEW (DYNAMIC BLOCK)



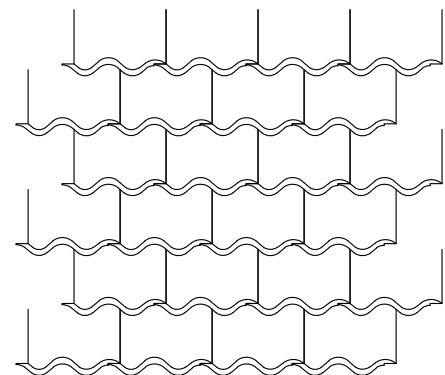
*8:12 PITCH SHOWN

SIDE VIEW (DYNAMIC BLOCK)

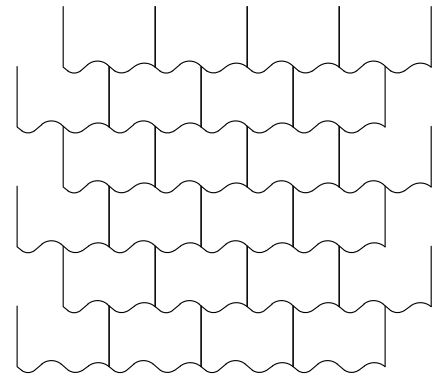


FRONT VIEW (DYNAMIC BLOCK)

DETAILED



SIMPLE



*8:12 PITCH SHOWN

DYNAMIC BLOCK INSTRUCTIONS

TOP AND FRONT VIEWS

1. CREATE POLYLINE BORDER AT ROOF EDGES
2. COPY BLOCK TO DESIRED DRAWING
3. SELECT BLOCK
4. USE GRIPS TO STRETCH BLOCK OVER BORDER
5. ALIGN TILES WITH BORDER EDGES
6. EXPLODE BLOCK
7. USE TRIM COMMAND TO REMOVE EXCESS TILE

SIDE VIEW

1. COPY BLOCK TO DESIRED DRAWING
2. SELECT BLOCK
3. USE ARROW GRIP TO FLIP BLOCK
4. USE SQUARE GRIP TO MOVE BLOCK
5. USE CIRCLE GRIP TO ROTATE BLOCK
6. USE TRIANGLE GRIP TO EXTEND BLOCK



DATE	08/21/2019
REV	0
DRAWN	TJA
SCALE	1/2" = 1'-0"

SPANISH TILE

BRAVA ROOF TILE
WASHINGTON, IOWA

SHEET NO.
ST-02