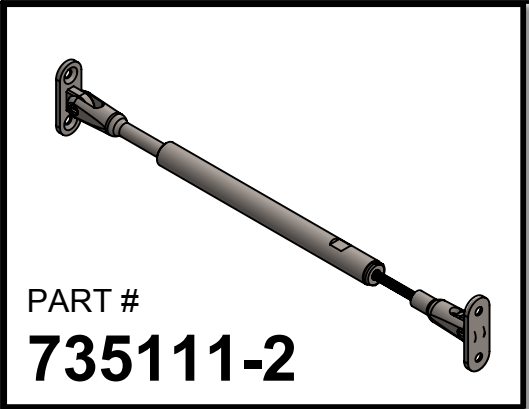


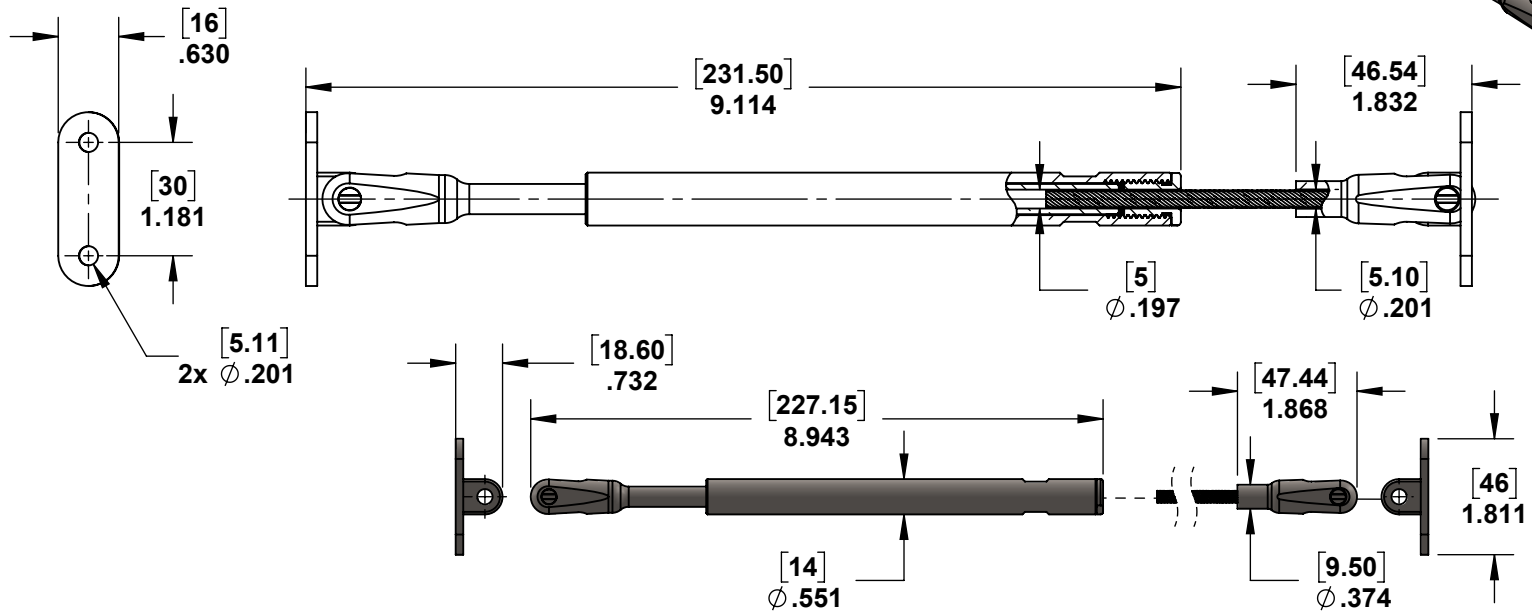
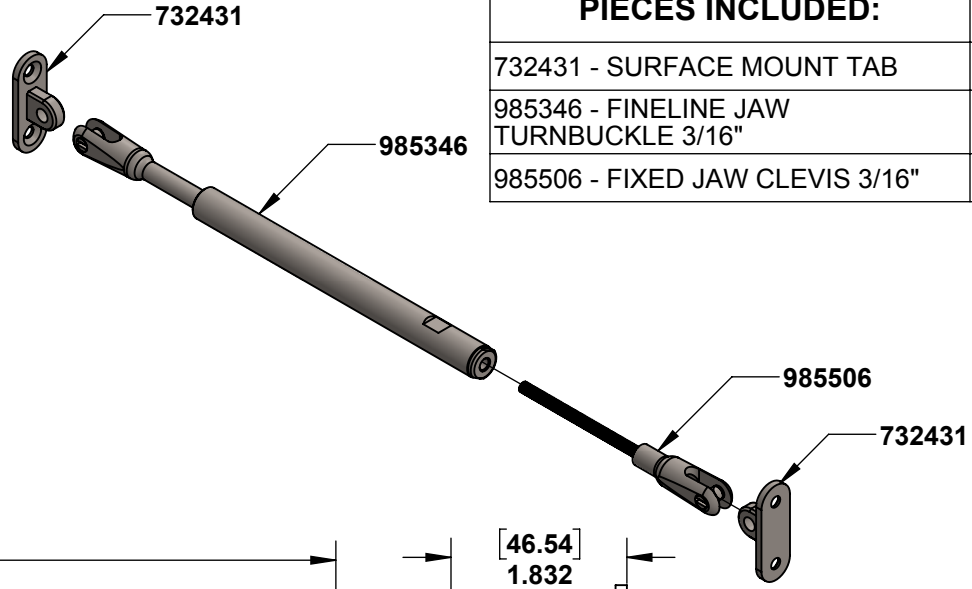
2

1



PART #
735111-2

PIECES INCLUDED:	QTY.
732431 - SURFACE MOUNT TAB	2
985346 - FINELINE JAW TURNBUCKLE 3/16"	1
985506 - FIXED JAW CLEVIS 3/16"	1



A

A



PROPRIETARY AND CONFIDENTIAL

THE INFORMATION CONTAINED IN THIS DRAWING IS THE SOLE PROPERTY OF STAINLESS CABLE AND RAILING®. ANY REPRODUCTION IN PART OR AS A WHOLE WITHOUT THE WRITTEN PERMISSION OF STAINLESS CABLE AND RAILING® IS PROHIBITED.

NOTES: UNLESS OTHERWISE SPECIFIED		NAME	DATE
1. DUAL DIMENSIONS SHOWN - INCHES [MM].	DIMENSIONS ARE IN INCHES	DRAWN	SCR
2. MACHINED SURFACES TO BE 63uIN MAX.	FRACTIONAL \pm	ENG APPR.	
3. PART TO BE FREE OF BURRS AND SHARP EDGES.	ANGULAR: MACH \pm	MFG APPR.	
4. ALL MATERIAL TO BE CLEAN, DEGREASED AND FREE OF ALL IMPURITIES.	TWO PLACE DECIMAL \pm	COMMENTS:	
5. ANY CHANGE MUST BE AUTHORIZED BY AN SC&R ENGINEER.	THREE PLACE DECIMAL \pm		
	MATERIAL		
	FINISH		

TITLE: **FINELINE JAW / EYE ASSEMBLY - FOR 3/16" CABLE RAILING**

SIZE	DWG. NO.	REV
A	735111-2	01
SCALE: 1:2	WEIGHT:	SHEET 1 OF 1

2

1