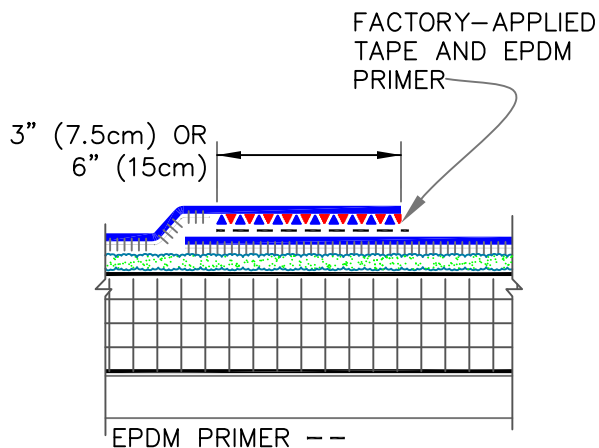


CAUTION

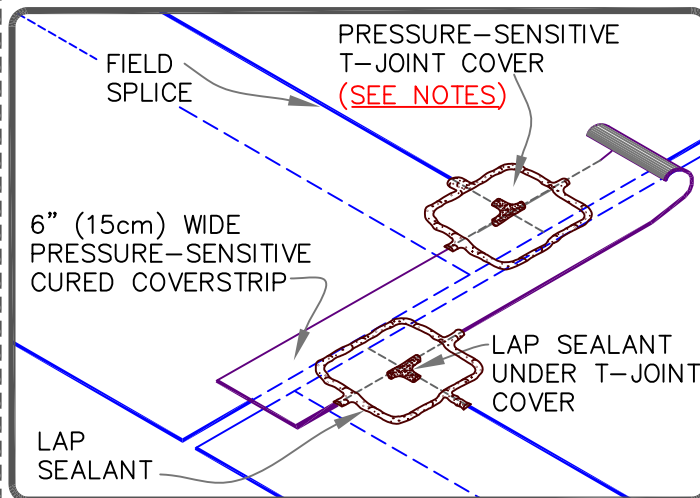
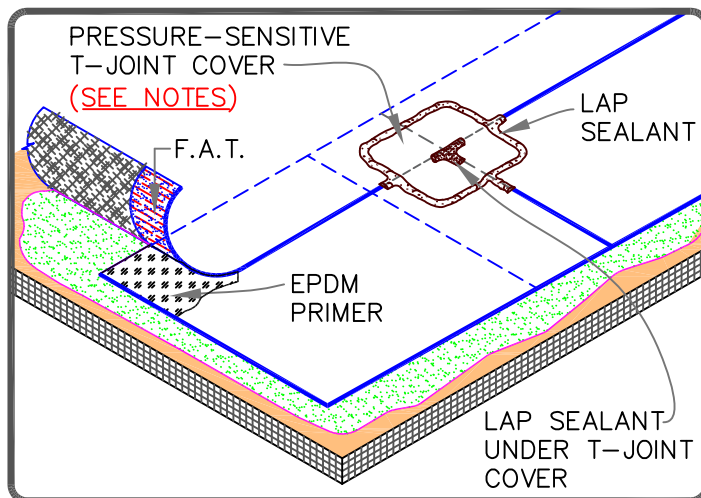
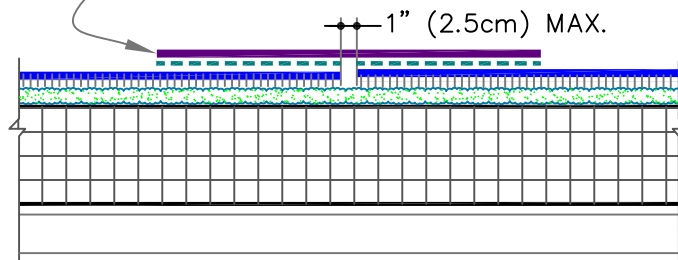
EPDM MEMBRANE SPLICES SHALL INCORPORATE 6" (15cm) WIDE FIELD APPLIED SecurTAPE FOR PROJECTS WITH 20, 25 & 30-YEAR WARRANTIES.

MEMBRANE SPLICE



END LAP SPLICE

MINIMUM 6" (15cm) WIDE
PRESSURE-SENSITIVE CURED
COVERSTRIP WITH EPDM 1
PRIMER CENTERED OVER
BUTTED END LAPS



NOTES:

1. APPLY EPDM PRIMER TO MEMBRANE SURFACES PRIOR TO INSTALLING PRESSURE-SENSITIVE FLASHING AND/OR FACTORY APPLIED SecurTAPE.
2. APPLY LAP SEALANT ALONG THE EDGE OF THE MEMBRANE SPLICE (UNDER THE 6"x6" (15cm x15cm) T-JOINT COVER) COVERING THE EXPOSED SPLICE TAPE 1/2" (1.5cm) IN EACH DIRECTION FROM THE SPLICE INTERSECTION.
3. 6" (15cm) WIDE PRESSURE-SENSITIVE ELASTOFORM FLASHING MAY ALSO BE CENTERED OVER THE FIELD SPLICE INTERSECTION.

	— FleeceBACK MEMBRANE
	— FLEX FAST/AQUABASE
	— APPROVED SUBSTRATE
0	— SEE NOTE(S)

EPDM MEMBRANE SPLICES –
PROJECTS WITH 10, 15 AND 20 YEAR
WARRANTIES

MAXIMUM WARRANTY: 20 YEARS



DETAIL NO.

FB-2A

FLEECEBACK ADHERED