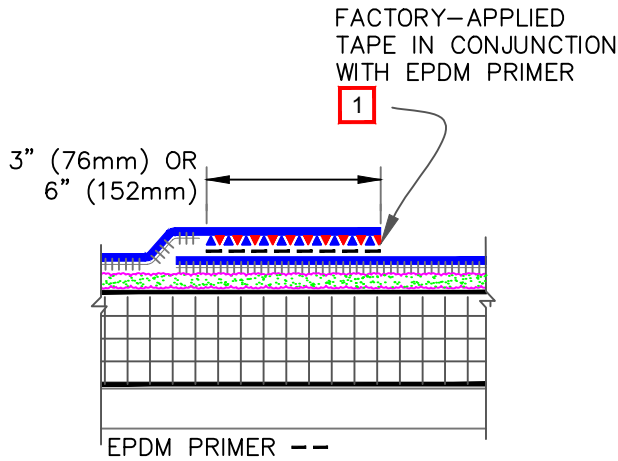


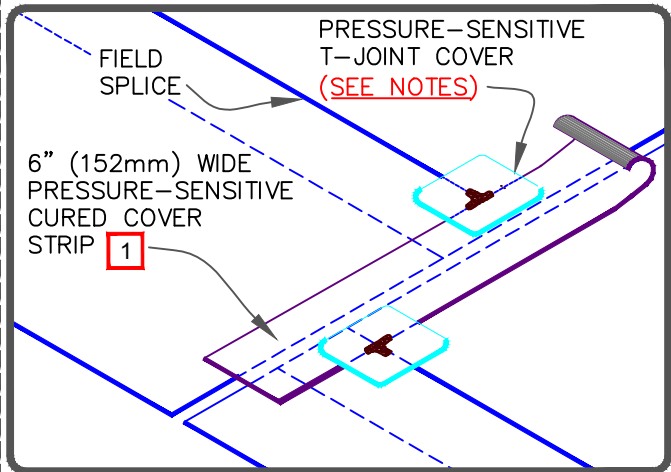
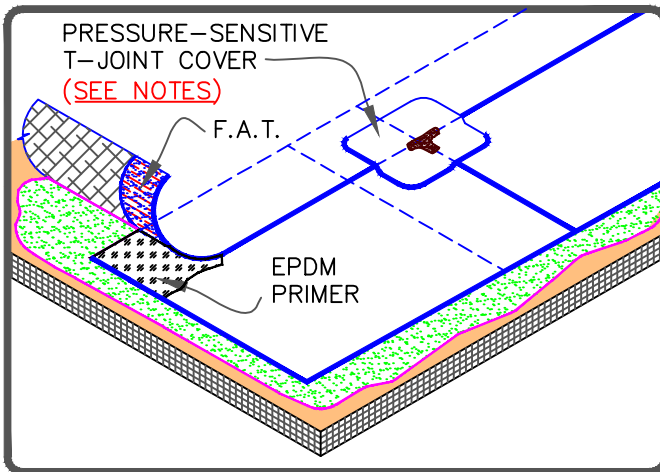
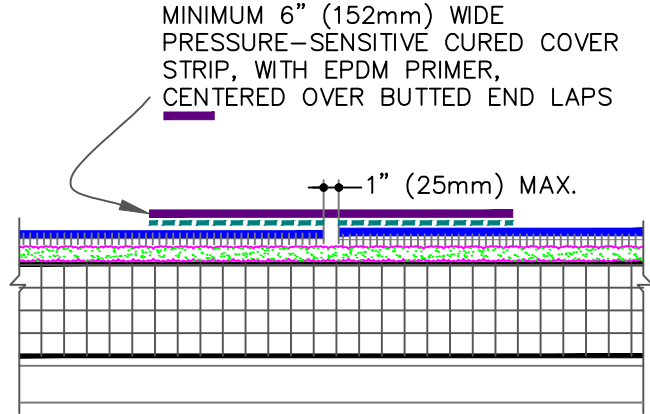
CAUTION

FOR PROJECTS WITH 25 AND 30-YEAR WARRANTIES OR WHEN USING 145-MIL FLEECEBACK MEMBRANE, REFER TO [DETAIL FB-2A.1.](#)

MEMBRANE SPLICE

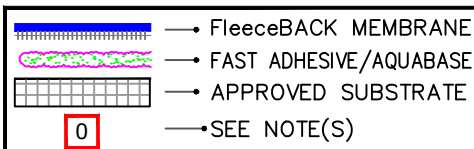


END LAP SPLICE



NOTES:

1. APPLY EPDM PRIMER TO MEMBRANE SURFACES PRIOR TO INSTALLING PRESSURE-SENSITIVE FLASHING AND/OR FACTORY APPLIED SecurTAPE.
2. APPLY LAP SEALANT ALONG THE EDGE OF THE MEMBRANE SPLICE (UNDER THE 6"x6" T-JOINT COVER) COVERING THE EXPOSED SPLICE TAPE 1/2" (13mm) IN EACH DIRECTION FROM THE SPLICE INTERSECTION.
3. 6" (152mm) WIDE PRESSURE-SENSITIVE ELASTOFORM FLASHING MAY ALSO BE CENTERED OVER THE FIELD SPLICE INTERSECTION.
4. FOR PROJECTS WITH 20-YEAR WARRANTIES, AQUA BASE 120 ADHESIVE CAN ONLY BE USED WITH WHITE FLEECEBACK MEMBRANES (SURE-WHITE EPDM, SURE-WELD TPO AND SURE-FLEX PVC).



EPDM MEMBRANE SPLICES - PROJECTS WITH 10, 15 AND 20 YEAR WARRANTIES

For additional information, refer to Specifications



DETAIL NO.

FB-2A

FLEECEBACK ADHERED