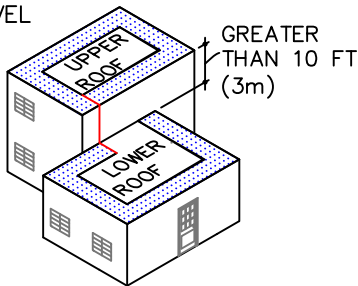


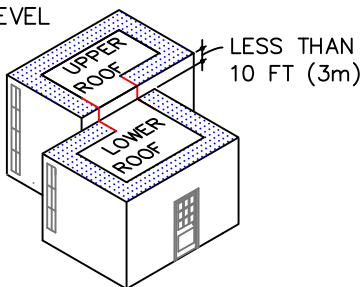
GUIDELINES FOR ROOF PERIMETER ZONES FOR MECHANICALLY ATTACHED ROOF SYSTEM

PERIMETER ZONES

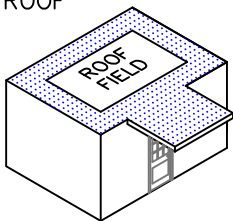
SPLIT LEVEL ROOFS



SPLIT LEVEL ROOFS

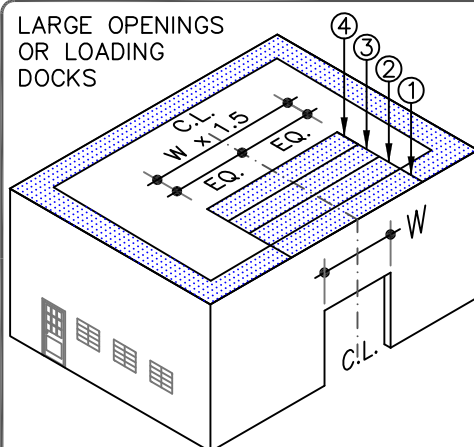


CANOPY ROOF



INSTALL PERIMETER SHEETS OVER THE ENTIRE OVERHANG AREA, EXTENDING ONTO THE MAIN ROOF DECK WHEN AT THE SAME LEVEL AS SHOWN.

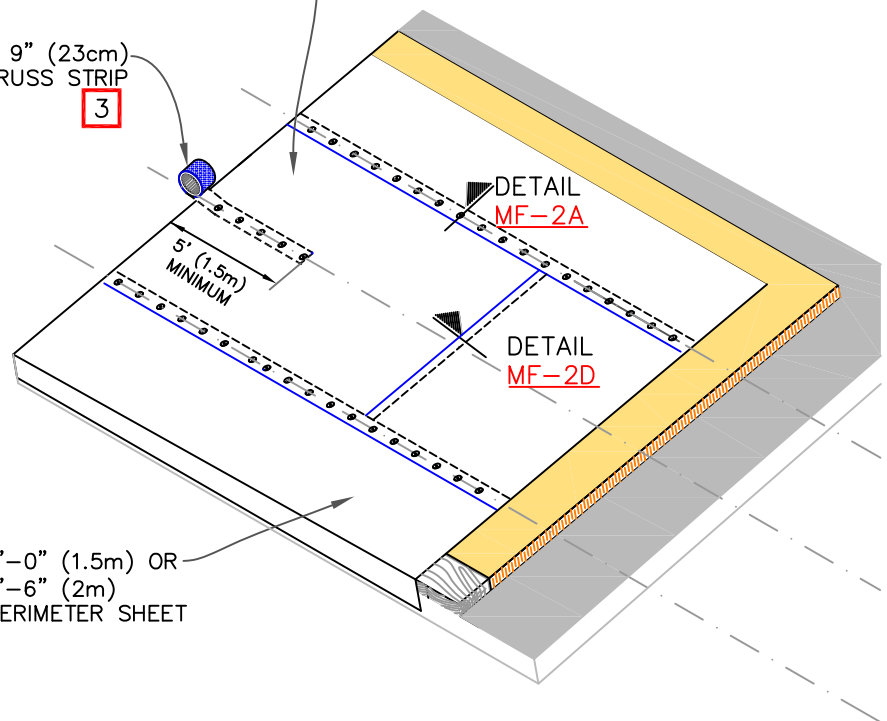
LARGE OPENINGS OR LOADING DOCKS



4 PERIMETER SHEETS CENTERED OVER LARGE OPENINGS

8' (2.5m) OR 10' (3m) WIDE FIELD SHEET

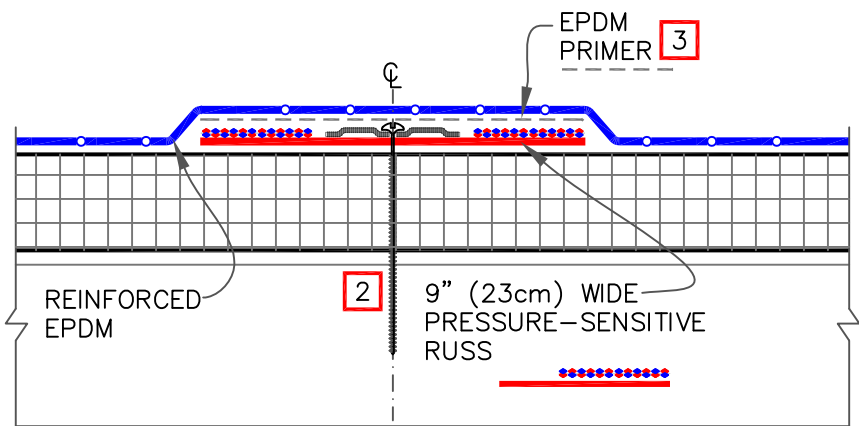
9" (23cm) RUSS STRIP
3



5'-0" (1.5m) OR 6'-6" (2m) PERIMETER SHEET

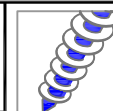
NOTES:

1. REFER TO CARLISLE SPECIFICATIONS FOR REQUIRED NUMBER OF PERIMETER SHEETS, SHEET WIDTH AND MEMBRANE FASTENING DENSITY.
2. HP FASTENERS AND POLYMER SEAM PLATES ARE REQUIRED OVER STEEL DECKS.
3. RUSS "FINGER" MUST EXTEND THE WIDTH OF THE REQUIRED PERIMETER.



MECHANICALLY FASTENED EPDM
SECUREMENT – OPTION 3 (RUSS)

MAXIMUM WARRANTY: 30 YEARS



DETAIL NO.

MF-2.3

MECHANICALLY FASTENED